

**GALASSIA**  
*Italy*

**BATHROOM**  
**COLLECTION**

02

# GALASSIA

*Italy*

Cultura industriale, creatività progettuale ed esperienza produttiva, fanno di Galassia un modello di riferimento dell'industria della ceramica sanitaria e del Made in Italy nel mondo.

L'azienda opera nel distretto di Civita Castellana, centro rinomato per la tradizione ceramica, dove artigianalità, innovazione tecnologica e sostenibilità si fondono per offrire il meglio della qualità italiana.

La créativité de conception et l'expérience productive, avec la culture industrielle, font de Galassia un modèle de référence de l'industrie de la céramique sanitaire et du Made in Italy dans le monde.

La société intervient dans le pôle industriel de Civita Castellana, centre renommé pour la tradition céramique, et elle applique d'excellentes méthodes de l'artisanat, de l'évolution technologique et de la durabilité, pour offrir le mieux de la qualité italienne.

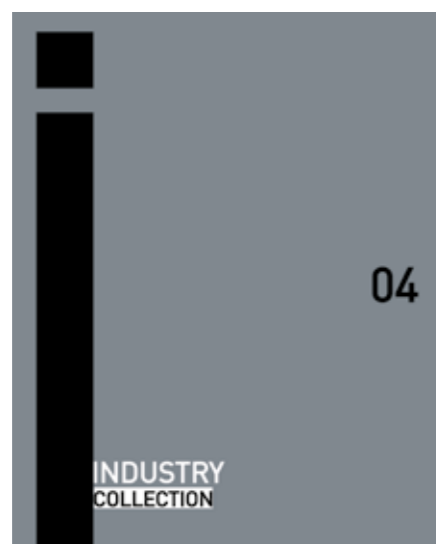
Design creativity and production experience, along with industrial culture, make Galassia a reference model of Made in Italy ceramic industry in the world.

The company is in Civita Castellana district, well known for the ceramic tradition, where craftsmanship, technological innovation and sustainability blend together to offer the best of Italian quality.

Creatividad proyectual y experiencia productiva, junto con la cultura industrial, hacen de Galassia un modelo de referencia en la industria de la cerámica sanitaria y del Made in Italy en el mundo.

La empresa opera en el distrito de Civita Castellana, reconocido por la tradición cerámica, donde el trabajo artesanal, la innovación tecnológica y la sostenibilidad se funden para ofrecer la mejor calidad italiana.

## CONCEPT



Le collezioni presentate in questo volume sono una selezione dell'ampia e storica offerta che la Galassia, da più di quarant'anni, propone in diversi ambiti della casa: **bagno, outdoor e laundry**. L'evoluzione tecnologica ha permesso al materiale ceramico di raggiungere standard qualitativi e formali di alto livello e conseguenti prodotti di design, trasversali a diverse aree di gusto. Nelle immagini sono rappresentate alcune delle innumerevoli proposte di arredo che, grazie alla gamma di prodotti in *Vitreous China* e in *Fine Fireclay*, evidenziano l'ampio potenziale applicativo e stilistico della ceramica.

Les collections présentées dans ce volume, sont une sélection du vaste et historique éventail que Galassia offre depuis plus de quarante ans, pour les différentes zones de la maison: salle de **bains, outdoor et laundry**. La céramique, aux standards de qualité et professionnels très élevés, permet de produire des produits de design adaptés à des goûts différents. Dans les images vous trouverez quelques exemples de décoration d'intérieur où l'assortiment de produits en *Vitreous China* et *Fine Fireclay*, indiquent les avantages stylistiques potentiels de la céramique.

The collections introduced in this volume are a selection of Galassia large and historical offer for forty years about various areas of home: **bathroom, outdoor and laundry**. Ceramic materials, produced following the highest quality and professional standards, allows to manufacture products of design suitable to different taste. In the pictures you can find some of the many interior design proposals which show the potential stylistic benefits of the ceramic thanks to the *Vitreous China* and *Fine Fireclay* product ranges.

Las colecciones presentadas en este volumen son una selección de la amplia e histórica oferta que Galassia, durante más de cuarenta años, ha propuesto en diferentes ámbitos de la casa: **baño, exterior y lavandería**. El material cerámico, habiendo alcanzado estándares de calidad y formales de alto nivel, permite la creación de productos de diseño transversales a diversas áreas del gusto. Las imágenes muestran algunas de las innumerables propuestas de decoración que, gracias a la gama de productos en *Vitreous China* y *Fine Fireclay*, enfatizan el amplio potencial aplicativo y estilístico de la cerámica.

Galassia nasce nel 1980 nel distretto Ceramico di Civita Castellana ed oggi è azienda leader nella produzione italiana di sanitari in ceramica.

Galassia negli anni ha continuato a sviluppare una coscienza ecologica ed etica che l'ha portata a investire sulle fonti rinnovabili. Nell'affrontare tale tematica, ha contestualmente deciso di dotarsi di un impianto di autoproduzione di energia elettrica tramite l'utilizzo di un impianto fotovoltaico che sfrutta la superficie del tetto (8.000 m<sup>2</sup>).

Galassia naît en 1980 dans le pôle céramique de Civita Castellana et aujourd'hui, c'est l'un des leaders dans la production italienne de sanitaires en céramique.

Au cours des années, Galassia a continué à développer une conscience écologique et éthique qui l'a emmenée à investir sur les sources d'énergie renouvelables. A ce sujet, elle a décidé, en même temps, de se doter d'un système de production d'énergie fait de panneaux photovoltaïques qui exploitent la superficie du toit (8.000 m<sup>2</sup>).

Galassia SpA was born in 1980 in Civita Castellana ceramic district and today it is on the leader company of sanitaryware Italian production.

Galassia spa has always been proactive to environmental issues. In recent years the company has started a process of energy efficiency installing a photovoltaic power generation system that exploits the roof surface of m<sup>2</sup> 8.000 .

Galassia nació en 1980 en el distrito de Civita Castellana y ahora es una empresa líder en la producción italiana de sanitarios en cerámica.

Galassia a lo largo de los años ha desarrollado una conciencia ecológica y ética que le ha llevado a invertir en energías renovables. Al abordar esta temática, se decidió equipar con una planta de autoproducción de energía eléctrica a través de un generador fotovoltaico que cubre toda la superficie del tejado (8.000 m<sup>2</sup>).





LOGISTICA  
WAREHOUSE  
LOGISTIQUE  
ALMACÉN



La capacità produttiva è di 230.000 articoli annui

Production capacity is of 230.000 items per year

La capacité de production est de 230.000 articles par an.

La capacidad productiva es de 230.000 piezas cada año

40 anni  
40 years  
40 ans  
40 años

75.000 m<sup>2</sup>

Galassia si estende su una superficie di 75.000 M<sup>2</sup> di cui 40.000 coperti

Galassia has an area of 75.000 m<sup>2</sup> whose 40.000 are covered

Galassia s'étend sur une superficie de 75.000 m<sup>2</sup>, dont 40.000 couverts.

Galassia se extiende en una superficie total de 75.000 m<sup>2</sup> de los cuales 40.000m<sup>2</sup> están cubiertos

1 sito produttivo (Corchiano);  
1 logistica (Fabbrica di Roma);  
1 sede di rappresentanza, showroom e uffici commerciali (Fabbrica di Roma);  
2 filiali:  
Galassia Hispania (Madrid),  
Galassia India (Delhi).

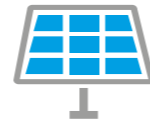
1 production site in (Corchiano);  
1 logistic center (Fabbrica di Roma);  
1 representative office, showroom and commercial Dpt. (Fabbrica di Roma);  
2 branches:  
Galassia Hispania (Madrid),  
Galassia India (Delhi).

5 sedi  
5 locations  
5 emplacements  
5 ubicaciones

1 site de production (Corchiano)  
1 logistique (Fabbrica di Roma)  
1 bureau de représentation, salle d'exposition et bureaux commerciaux (Fabbrica di Roma);  
2 branches:  
Galassia Hispania (Madrid),  
Galassia India (Delhi)


1 sito de producción (Corchiano)  
1 logística (Fabbrica di Roma)  
1 Oficina representativa, sala de exposición y oficinas comerciales (Fabbrica di Roma);  
2 ramas:  
Galassia Hispania (Madrid),  
Galassia India (Delhi).

7.000 m<sup>2</sup>




CO<sup>2</sup>

60° max



SITO PRODUTTIVO  
PRODUCTION SITE  
SITE DE PRODUCTION  
SITIO DE PRODUCCIÓN



Ceramica Galassia offre un'ampia gamma di prodotti: lavabi, sanitari, vasche, piatti doccia, accessori, strutture e mobili

Ceramica Galassia offers a wide range of products: washbasins, sanitary wares, bathtubs, shower trays, accessories and furniture



160 dipendenti  
160 employees  
160 employés  
160 dependientes

Attualmente Galassia occupa 160 dipendenti

At present 160 employees work for Galassia

A présent, elle emploie 160 employés

Actualmente, 160 dependientes trabajan en Galassia



75 paesi  
75 countries  
75 pays  
75 países

I prodotti Galassia vengono distribuiti in oltre 75 paesi nel mondo

Galassia markets its products in over 75 countries around the world

Les produits Galassia sont distribués en plus de 75 pays dans le monde

Los artículos Galassia se distribuyen en más de 75 países en el mundo

500 prodotti  
500 products  
500 produits  
500 productos

Galassia offre una large gamme de produits: lavabos, articles sanitaires, baignoires, receveurs de douche, accessoires et meubles.

Cerámica Galassia ofrece una amplia gama de productos: lavabos, sanitarios, bañeras, platos de ducha, accesorios, estructuras y muebles

La ceramica è un prodotto naturale, composto da materie prime quali caolino, quarzo e/o argilla. I prodotti Galassia vengono realizzati in Fine Fire-clay e Vitreous China – materiali a ridotto impatto ambientale che per la loro composizione e produzione non utilizzano sostanze inquinanti. Galassia è leader indiscussa nella produzione italiana della Fine Fire-clay, risultato raggiunto in più di 30 anni di esperienza e attività nel settore. PER LA CERAMICA SELEZIONIAMO LE MIGLIORI TERRE – IN AMALGAMA CON L'ACQUA –, PER OTTENERE UN IMPASTO DI QUALITÀ:

#### **ARGILLA**

Favorisce la saldatura dei granuli che precede la fusione nel processo di cottura, determinando un aumento della resistenza, fornisce anche plasticità e lavorabilità all'impasto

#### **CAOLINO**

Aumenta la resistenza dell'impasto ad alte temperature, nonché il grado di bianco

#### **FELDSPATO**

Abbassa la temperatura di cottura, ha funzioni di fondente

#### **CHAMOTTE**

Aumenta le caratteristiche meccaniche e la refrattarietà

#### **QUARZO**

Aumenta il coefficiente di dilatazione termica e riduce la plasticità

GLI SMALTI UTILIZZATI SI COMPONGONO DI DIVERSI ELEMENTI AVENTI DIFFERENTI CARATTERISTICHE:

#### **SILICATO DI ZINCONIO**

Impedisce alla luce di penetrare e conferisce allo smalto il classico colore bianco

#### **OSSIDO DI ZINCO**

Abbassa la temperatura di fusione, la viscosità del fuso e migliora la brillantezza dello smalto

#### **OSSIDO DI STAGNO**

Opacizzante, migliora la qualità della superficie dello smalto e ne aumenta la brillantezza

#### **DOLOMITE**

Aumenta la tensione di superficie dello smalto fuso e ne regola il coefficiente di dilatazione

#### **QUARZO**

Controlla la durezza e la resistenza agli acidi dello smalto

Ceramic is a natural product, composed of a mix of raw materials such as kaolin, quartz and/or clay. The Galassia products are made of Fine Fire-clay and Vitreous China - materials with reduced environmental impact that do not use polluting substances due to their composition and production. Galassia is the undisputed leader in the Italian production of Fine Fire-clay, result achieved in more than 30 years of experience and activity in the sector. FOR OUR CERAMICS WE SELECT THE BEST RAW MATERIALS - BLENDED WITH WATER - TO OBTAIN A HIGH QUALITY MIXTURE:

#### **CLAY**

It favors the welding of the granules before the fusion during firing process, determining a resistance increase. It also provides plasticity and workability to the slip

#### **KAOLIN**

It increases the mixture resistance at high temperature, as well as the glaze level

#### **FELDSPAR**

It decreases the firing temperature, it works as a fusion point

#### **CHAMOTTE**

It increases the mechanical characteristics and the refractoriness

#### **QUARTZ**

Increases the coefficient of thermal expansion and reduces plasticity

GLAZES USED ARE COMPOSED BY SEVERAL ELEMENTS HAVING DIFFERENT FEATURES:

#### **ZIRCONIUM SILICATE**

It prevents light to penetrate and gives the glossy white to the glaze

#### **ZINC OXIDE**

It makes the melting temperature decreased, the viscosity and improves the brilliance of the glaze

#### **PONDIOUS OXIDE**

Matting material, it improves the glaze surface quality and increases its brilliance

#### **DOLOMITE**

It increases the surface tension of the molten glaze and regulates the expansion factor

#### **QUARTZ**

It controls the glaze hardness and acid resistance to the acids



La céramique est un produit naturel, composé de matières premières telles que le kaolin, le quartz et/ou l'argile. Les produits de Galassia sont réalisés en Fine Fire-Clay et Vitreous Chine - des matériaux à faible impact sur l'environnement qui, en raison de leur composition et de leur production, n'utilisent pas de polluants. Galassia est leader incontesté dans la production italienne du Fine Fire-Clay, un résultat atteint en plus de trente ans d'expérience et d'activité dans le secteur. POUR LA CÉRAMIQUE, NOUS SÉLECTIONNONS LES MEILLEURES TERRES - EN MÉLANGE AVEC L'EAU - POUR OBTENIR UN MÉLANGE DE QUALITÉ:

#### ARGILE

Elle favorise le soudage des granules qui précède la fusion dans le processus de cuisson, ce qui entraîne une augmentation de la résistance et elle fournit, à la fois, plasticité et maniabilité.

#### KAOLIN

Il élève la résistance du mélange à de hautes températures ainsi que le degré du blanc.

#### FELDSPATH

Il diminue la température de cuisson et il exerce des fonctions de fondant.

#### CHAMOTTE

Elle augmente les caractéristiques mécaniques et la réfractarité.

#### QUARTZ

Il accroît le coefficient de dilatation thermique et permet l'abaissement de la plasticité.

LES ÉMAUX UTILISÉS SE COMPOSENT DE DIFFÉRENTS ÉLÉMENTS AYANT DES CARACTÉRISTIQUES DIFFÉRENTES:

#### SILICATE D'ALUMINIUM

Il empêche la lumière de pénétrer et donne à l'émail la couleur blanche classique.

#### OXYDE DE ZINC

Il diminue la température de fusion, la viscosité du fuseau et améliore la brillance de l'émail.

#### OXYDE D'ÉTAIN

Opacifiant, il améliore la qualité de la surface de l'émail et augmente sa brillance.

#### DOLOMITE

Elle augmente la tension de surface de l'émail fondu et régule son coefficient de dilatation.

#### QUARTZ

Il contrôle la dureté et la résistance aux acides de l'émail.

La cerámica es un producto natural, que se compone de materias primas como caolín, cuarzo y arcilla. los productos Galassia son realizados en Fine fire clay y vitreous-china, materiales con un impacto ambiental reducido y que no utilizan sustancias contaminadas. Galassia es líder indiscutible en la producción italiana de Fine fire-clay, gracias a 30 años de experiencia y actividad en el sector

PARA LA CERÁMICA SELECCIONAMOS LAS MEJORES TIERRAS - AMALGAMADAS CON AGUA - PARA OBTENER UNA MEZCLA DE CALIDAD:

#### ARCILLA

Favorece la soldadura de los gránulos que provienen de la fundición durante el proceso de cocción, determinando un aumento de la resistencia, proporcionando también plasticidad y trabajabilidad en la mezcla.

#### CAOLIN

umenta la resistencia de la mezcla con temperaturas altas.

#### FELDESPATO

Baja la temperatura de cocción, funciona como fundiente

#### CHAMOTTE

umenta las características mecánicas y la refractariedad

#### CUARZO

umenta el coeficiente de dilatación térmica y reduce la plasticidad

LOS ESMALTES UTILIZADOS SE COMPONEN DE DIVERSOS ELEMENTOS CON DIFERENTES CARACTERÍSTICAS:

#### SILICATO DE ZINCONIO

impide a la luz de penetrar y transmite al esmalte el clásico color blanco

#### OXIDO DE ZINC

Disminuye la temperatura de fusión, la viscosidad del fundido y mejora el brillo del esmalte

#### OXIDO DE ESTAÑO

aporta el acabado mate, mejorando la calidad de la superficie del esmalte y no aumente el brillo.


#### DOLOMITA

umenta la tensión de la superficie del esmalte fundido y ajusta el coeficiente de dilatación

#### CUARZO

controla la dureza y la resistencia del esmalte a los ácidos

# TOOLS



## HIGHERGLAZE

Qualità superiore per l'innovativo smalto Higherglaze applicato sulla ceramica direttamente prima della cottura e utilizzato sia sui lavabi che sui sanitari. La superficie risulta essere perfettamente liscia non permettendo allo sporco e al calcare di depositarsi. Questo garantisce durevole brillantezza, piacevolezza al tatto, alta protezione da graffi, abrasioni e agenti esterni. L'estrema facilità di pulizia inoltre permette un minor consumo di acqua e detersivi nel rispetto dell'ambiente.

Superior quality for the innovative Higherglaze directly applied to the ceramic before firing process and used on both washbasins and sanitarywares. The surface is perfectly smooth and does not allow dirt and scale to settle. This guarantees lasting shine, pleasant touch, high protection against scratches, abrasions and external agents. The extreme ease of cleaning also allows a lower consumption of water and detergents in respect of the environment.

Qualité supérieure pour l'émail innovant Higherglaze appliqué sur la céramique directement avant la cuisson et employé sur les lavabos et à la fois sur les articles sanitaires. La surface résulte parfaitement lisse et il ne permet pas à la saleté et au calcaire de se déposer. Cela garantit une brillance durable, un toucher agréable, une protection élevée contre les rayures, les abrasions et les agents extérieurs. Le nettoyage facile permet, en plus, une moindre consommation d'eau et de détergents dans le respect de l'environnement.

Calidad superior por el innovador esmalte Higherglaze aplicado directamente sobre la cerámica previamente a la cocción y utilizado tanto en lavabos como sanitarios. La superficie resuelta perfectamente lisa no permitiendo que la suciedad y la cal se depositen. Esto garantiza un brillo duradero, agradable al tacto y protección contra arañados, abrasión y agentes externos. La extrema facilidad de limpieza permite un menor consumo de agua y limpiadores, respetando el medio ambiente.



**IDROPELLENTE**  
WATER-REPELLENT  
RÉSISTANT À L'EAU  
HIDORREPELENTE

**Idrorepellente:** l'acqua scivola velocemente sulla superficie.

Water-repellent: water slides fast on the surface.

Résistant à l'eau: l'eau glisse rapidement sur la surface.

Hidrorrepelente: el agua desliza rápidamente sobre la superficie.



**LEVIGATO**  
SMOOTH  
POLI  
LISO

**La superficie risulta essere perfettamente liscia.**

The surface is perfectly smooth.

La surface est parfaitement lisse.

La superficie es totalmente lisa



**IGIENICO**  
CLEANING  
HYGIÉNIQUE  
HIGIÉNICO

**Facilità e velocità di pulizia.**

Easy and quick cleaning.

Nettoyage facile et rapide.

Limpieza fácil y rápida



**BRILLANTE**  
BRILLIANCE  
BRILLANT  
BRILLANTE

**Maggiore brillantezza della superficie.**

Greater brilliance of the surface.

Brillance de la surface accrue.

Superficie mas brillante.



**GREEN CHALLENGE**

**GREEN**  
GREEN  
GREEN  
GREEN

**Sostenibilità ambientale: ridotto consumo di acqua e detersivi per la pulizia.**

Environmental Sustainability: reduced water consumption and cleaning detergents.

Durabilité de réduite l'environnement: consommation de l'eau et des détergents pour le nettoyage.

Sostenibilidad: menor consumo de agua y limpiadores



**DUREVOLE**  
DURABILITY  
DURABLE  
DURADERO

**Alta resistenza agli agenti esterni, maggior durevolezza nel tempo.**

High resistance to external agents, longer durability.

Haute résistance aux agents atmosphériques. Plus longue durée de vie

Resistencia a los agentes externos, mayor duración en el tiempo



**RESISTENTE**  
RESISTANCE  
RÉSISTANT  
RESISTENTE

**Resistenza ad urti, graffi ed abrasioni.**

Impact, scratch and abrasion resistance.

Protection contre les chocs, les rayures et les abrasions

Resistencia a los golpes, arañazos y abrasiones



Le finiture colorate sono ottenute tramite una monocottura ad alta temperatura **1250°**, a differenza degli standard tradizionali che realizzano le colorazioni in seconda cottura a temperature più basse.

Le nuove ed esclusive colorazioni proposte da Ceramica Galassia sono abbinare ad una selezione di lavabi, lavelli, piatti doccia, wc e bidet.

Les finitions colorées sont obtenues par une monocuisson à haute température **1250°**, contrairement aux standards traditionnels qui réalisent les colorations en seconde cuisson à des températures plus basses.

Les nouvelles et exclusives couleurs proposées par Galassia sont assorties avec une sélection de lavabos, des éviers, de receveurs de douche, de cuvettes et de bidets.

The color finishes are obtained through a high temperature **1250°** single firing, different from the traditional process which applies the color in second firing at a lower temperature.

The new and exclusive colors proposed by Ceramica Galassia are combined with a selection of washbasins, sinks, shower trays, toilets and bidets.

Los acabados coloreados se realizan mediante una monococción a alta temperatura **1250°**, a diferencia del estándar de producción tradicional que realizan la coloración en una segunda cocción a baja temperatura.

La nueva y exclusiva coloración propuesta por Ceramica Galassia esta propuesta para una selección de lavabos, fregaderos, platos de ducha, inodoros y bidet.

Gli smalti colorati, messi a punto da Galassia, mantengono invariato l'elevato standard di qualità e durevolezza degli smalti lucidi. Le nuove finiture si contraddistinguono per la raffinata superficie satinata piacevole al tatto. Le nuance proposte da Galassia ben si prestano a essere abbinare tra loro.

The color glazes, developed and created by Galassia, keep the high standard quality and durability of the glossy ones. The new finishes are distinguished by the refined satin surface pleasant to the touch. The nuances proposed by Galassia are well suited to be combined with each other.

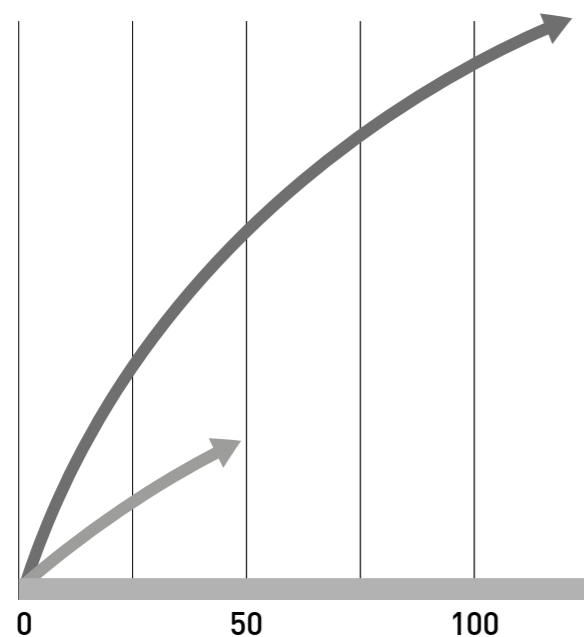
Les émaux colorés, développés par Galassia gardent le même haut niveau de qualité et de durabilité des émaux brillants. Les nouvelles finitions se caractérisent par la surface satinée, raffinée et agréable au toucher. Les nuances proposées par Galassia sont bien assorties entre elles.

Los esmaltes coloreados, desarrollados por Galassia, mantienen invariable el elevado estándar de calidad y durabilidad del esmalte brillo. Los nuevos acabados se distinguen por la refinada superficie satinada suave al tacto. La nueva propuesta de Galassia se prestan a ser combinadas entre si.



**RESISTENZA E DUREVOLEZZA**

/ resistance & durability  
/ résistance et durabilité  
/ resistencia y durabilidad



**1250°**

SMALTO GALASSIA / GALASSIA GLAZES  
ÉMAIL GALASSIA / ESMALTE GALASSIA

realizzato in monocottura ad alte temperature  
/ made in high temperature single firing process  
/ obtenu par monocuisson à hautes températures  
/ realizado en monococción con temperatura alta

**850°**

SMALTO STANDARD / STANDARD GLAZES  
ÉMAIL STANDARD / ESMALTE ESTÁNDAR

realizzato in seconda cottura a temperature più basse  
/ made in second firing at a lower temperature  
/ obtenu en seconde cuisson à des températures plus basses  
/ realizado en segunda cocción con temperaturas más bajas

**MONOCOTTURA**

SINGLE FIRING  
MONOCUISSON  
MONOCOCCIÓN

Monocottura ad alta temperatura.  
High temperature single firing.  
Monocuisson: à haute température.  
Monococción a alta temperatura

**RESISTENTE**

RESISTANCE  
RÉSISTANT À L'EAU  
RESISTENCIA

Resistenza ad urti, graffi ed abrasioni.  
Impact, scratch and abrasion resistance.  
Résistant: aux chocs, rayures et abrasions.  
Resistencia a golpes, arañazos y abrasiones



**IGIENICO**

CLEANING  
HYGIÉNIQUE  
HIGIÉNICO

Facilità e velocità di pulizia.  
Easy and quick cleaning.  
Nettoyage facile et rapide.  
Limpieza fácil y rápida



**DUREVOLE**

WATER-REPELLENT  
DURABLE  
DURADERO

Alta resistenza agli agenti esterni, maggior durevolezza nel tempo.  
High resistance to external agents, longer durability.  
Haute résistance aux agents extérieurs, plus longue durée de vie.  
Resistencia a los agentes externos, mayor duración en el tiempo



**COLORI ESCLUSIVI**

MATCHING COLORS  
COULEURS EXCLUSIVES  
COLORES EXCLUSIVOS

Ampia gamma di colori abbinabili.  
Wide range of matching colors.  
Large gamme de couleurs assorties.  
Amplia gama de colores combinables

# INDEX

## BATHROOM

CORE 21

DREAM 45

MEG11PRO 79

TABULAE 99

SMART B 109

PLUS DESIGN 119

ERGO 127

EDEN/M2 133

ETHOS 145

HYGEA 155

VASCHE 161

PIATTI DOCCIA 173

LAUNDRY 183

OUTDOOR 199

**GAMMA PRODOTTI** 207  
product line  
gamme de produits  
productos



**BATHROOM**  
**COLLECTION**

Lavabo à poser ø 40xh20 cm. Com. pag. 208 Lavabo de apoio ø40xh20 cm. Ver. pág. 208.

73  
06

CORE. Lavabo da appoggio ø40xh20 cm. Cfr. pag. 208. Countertop washbasin ø40xh20 cm. See pag. 208.

NEW  
CORE  
N20




**CORE.** Lavabo sospeso ø40xh20 cm. Cfr. pag. **208.** Wall-hung washbasin ø40xh20 cm See pag. **208.**  
Lavabo suspendue ø40xh20 cm. Com. pag. **208.** Lavabo suspendido ø40xh20 cm. Ver. pág. **208.**

**73  
06**

**20  
49**

**CORE.** Staffa per lavabo sospeso. Cfr. pag. **208.** Washbasin bracket for wall hung installation. See pag. **208.**  
Support pour lavabo suspendue. Com. pag. **208.** Soporte para lavabo suspendido. Ver. pág. **208.**





CORE. Lavabo da appoggio ø40xh20 cm. Cfr. pag. 208.  
Countertop washbasin ø40xh20 cm See pag. 208.

73  
06

Lavabo à poser ø40xh20 cm. Com. pag. 208.  
Lavabo de apoyo ø40xh20 cm. Ver. pag. 208.



CORE. Lavabo sospeso ø37xh46 cm. Cfr. pag. 208. Wall-hung washbasin ø37xh46 cm. See pag. 208.  
Lavabo suspendido ø37xh46 cm. Com. pag. 208. Lavabo suspendido ø37xh46 cm. Ver. pag. 208.

73  
05



**CORE.** Lavabo sospeso ø37xh46 cm. Cfr. pag. **208**. Wall-hung washbasin ø37xh46 cm. See pag. **208**.  
Lavabo suspendue ø37xh46 cm. Com. pag. **208**. Lavabo suspendió ø37xh46 cm. Ver. pág. **208**.

**20  
82**

**73  
05**

**CORE.** Staffa per lavabo sospeso. Cfr. pag. **208**. Washbasin bracket for wall hung installation. See pag. **208**.  
Support pour lavabo suspendue. Com. pag. **208**. Soporte para lavabo suspendido. Ver. pag. **208**.





20  
81

CORE. Struttura sospesa con piano in metallo 46x46 cm. Cfr. pag. 208. Wall mounted stainless steel structure with metal shelf included 46x46 cm. See pag. 208.  
Structure suspendue avec dessus en métal 46x46 cm. Com. pag. 208. Estructura suspendida con tapa de metal 46x46 cm. Ver. pag. 208.

73  
05

CORE. Lavabo da appoggio ø37xh46 cm. Cfr. pag. 208. Countertop washbasin ø37xh46 cm. See pag. 208.  
Lavabo à poser ø37xh46 cm. Com. pag. 208. Lavabo de apoyo ø37xh46 cm. Ver. pag. 208.

**CORE** Lavabo da appoggio ø37xh46 cm. Cfr. pag. 208. Countertop washbasin ø37xh46 cm. See pag. 208.  
Lavabo à poser ø37xh46 cm. Com. pag. 208. Lavabo de apoyo ø37xh46 cm. Ver. pag. 208.


**73  
05**



CORE. Lavabo da appoggio ø37xh46 cm. Cfr. pag. 208. Countertop washbasin ø37xh46 cm. See pag. 208.

73  
05

Lavabo à poser ø37xh46 cm. Com. pag. 208. Lavabo de apoyo ø37xh46 cm. Ver. pág. 208.



73  
05

Lavabo à poser ø37xh46 cm. Com. pag. 208. Lavabo de apoyo ø37xh46 cm. Ver. pag. 208.

CORE. Lavabo da appoggio ø37xh46 cm. Cfr. pag. 208. Countertop washbasin ø37xh46 cm. See pag. 208.



**73  
05**

**CORE** Lavabo da appoggio ø37xh46 cm. Cfr. pag. **208**. Countertop washbasin ø37xh46 cm. See pag. **208**. Lavabo à poser ø37xh46 cm. Com. pag. **208**. Lavabo de apoyo ø37xh46 cm. Ver. pag. **208**.



Lavabo à poser ø37xh46 cm. Com. pag. 208. Lavabo de apoyo ø37xh46 cm. Ver. pág. 208.

73  
05

CORE. Lavabo da appoggio ø37xh46 cm. Cfr. pag. 208. Countertop washbasin ø37xh46 cm. See pag. 208.



20  
64

CORE. Mobile contenitore 90 cm. Cfr. pag. 209. Cabinet 90 cm. See pag. 209.  
Meubles 90 cm. Com. pag. 209. Mueble 90 cm. Ver. pág. 209.

Lavabo à poser 50x38 cm. Sans trou de trop-plein. Com. pag. 210. Lavabo de apoyo 50x38 cm. Sin rebosadero. Ver. pág. 210.

73  
01

**DREAM.** Lavabo da appoggio 50x38 cm. Senza foro troppo pieno. Cfr. pag. 210.  
Countertop washbasin 50x38 cm. Without overflow. See pag. 210.





Lavabo à poser ø48 cm. Sans trou de trop-plein. Com. pag. 210. Lavabo de apoyo ø48 cm. Sin rebosadero. Ver. pag. 210.

DREAM  
NEW 73  
33

DREAM. Lavabo da appoggio ø48 cm. Senza foro troppo pieno. Cfr. pag. 210. Countertop washbasin ø48 cm. Without overflow. See pag. 210.





**DREAM.** Lavabo da appoggio ø48 cm. Senza foro troppo pieno. Cfr. pag. 210.  
Countertop washbasin ø48 cm. Without overflow. See pag. 210.

**DREAM**  
**NEW**  
**73**  
**33**

Lavabo à poser ø48 cm. Sans trou de trop-plein. Com. pag. 210.  
Lavabo de apoio ø48 cm. Sin rebosadero. Ver. pág. 210.

DREAM. Lavabo da appoggio ø40 cm. Senza foro troppo pieno. Cfr. pag. 210. Countertop washbasin ø40 cm. Without overflow. See pag. 210.

DREAM  
NEW 73  
07

Lavabo à poser ø40 cm. Sans trou de trop-plein. Cfr. pag. 210. Lavabo de apoyo ø40 cm. Sin rebosadero. Ver. pag. 210.



Lavabo à poser ø40xh17 cm. Sans trou de trop-plein. Com. pag. 210. Lavabo de apoyo ø40xh17 cm. Sin rebosadero. Ver. pág. 210.

DREAM  
NEW 73  
07

DREAM. Lavabo da appoggio ø40 cm. Senza foro troppo pieno. Cfr. pag. 210. Countertop washbasin ø40 cm. Without overflow. See pag. 210.





Lavabo à poser ø40 cm. Sans trou de trop-plein. Com. pag. 210. Lavabo de apoyo ø40 cm. Sin rebosadero. Ver. pág. 210.

**NEW** DREAM  
**73**  
**07**

**DREAM.** Lavabo da appoggio ø40 cm. Senza foro troppo pieno. Cfr. pag. 210. Countertop washbasin ø40 cm. Without overflow. See pag. 210.

DREAM. Lavabo da appoggio 60x38 cm. Senza foro troppo pieno. Cfr. pag. 210. Countertop washbasin 60x38 cm. Without overflow. See pag. 210.

DREAM  
NEW 73  
08


Lavabo à poser 60x38 cm. Sans trou de trop-plein. Cfr. pag. 210. Lavabo de apoyo 60x38 cm. Sin rebosadero. Ver. pag. 210.





DREAM  
NEW 73  
08

DREAM. Lavabo da appoggio 60x38 cm. Senza foro troppo pieno. Cfr. pag. 210. Countertop washbasin 60x38 cm. Without overflow. See pag. 210.  
Lavabo à poser 60x38 cm. Sans trou de trop-plein. Com. pag. 210. Lavabo de apoio 60x38 cm. Sin reboasadero. Ver. pág. 210.



DREAM. Lavabo da appoggio 60x38 cm. Senza foro troppo pieno. Cfr. pag. 210. Countertop washbasin 60x38 cm. Without overflow. See pag. 210.

DREAM  
NEW 73  
08

Lavabo à poser 60x38 cm. Sans trou de trop-plein. Com. pag. 210. Lavabo de apoyo 60x38 cm. Sin rebosadero. Ver. pag. 210.





73  
00

DREAM. Lavabo da appoggio 64x38 cm. Senza foro troppo pieno. Cfr. pag. 210. Countertop washbasin 64x38 cm. Without overflow. See pag. 210.

Lavabo à poser 64x38 cm. Sans trou de trop-plein. Com. pag. 210. Lavabo de apoyo 64x38 cm. Sin rebosadero. Ver. pag. 210.



Lavabo à poser 64x38 cm. Sans trou de trop-plein. Com. pag. 210. Lavabo de apoyo 64x38 cm. Sin rebosadero. Ver. pag. 210.

**73**  
**00**

**DREAM.** Lavabo da appoggio 64x38 cm. Senza foro troppo pieno. Cfr. pag. 210. Countertop washbasin 64x38 cm. Without overflow. See pag. 210.



**DREAM.** Wc sospeso senza brida 56x36 cm. Cfr. pag. 211. Wall-hung wc without rim 56x36 cm. See pag. 211.  
Toilette suspendue sans bride 56x36 cm. Com. pag. 211. Inodoro suspendido sin canal de lavado 56x36 cm. Ver. pag. 211.

73  
17



73  
13

73  
17

**DREAM.** Wc sospeso senza brida 56x36 cm. Cfr. pag. 211. Wall-hung wc without rim 56x36 cm. See pag. 211.  
Toilette suspendue sans bride 56x36 cm. Com. pag. 211. Inodoro suspendido 56x36 cm. Ver. pág. 211.

**DREAM.** Bidet sospeso 56x36 cm. Cfr. pag. 211. Wall-hung bidet 56x36 cm. See pag. 211.  
Bidet suspendue 56x36 cm. Com. pag. 211. Bidet suspendido 56x36 cm. Ver. pag. 211.



DREAM  
NEW 73  
NEW 35

DREAM. Bidet sospeso 52x36 cm. Cfr. pag. 211. Wall-hung bidet 52x36 cm. See pag. 211.  
Bidet suspendue 52x36. Com. pag. 211. Bidet suspendido 52x36. Ver. pág. 211.



DREAM  
NEW 73  
NEW 34

DREAM. Wc sospeso senza brida 52x36 cm. Cfr. pag. 211. Wall-hung wc without rim 52x36 cm. See pag. 211.  
Toilette suspendue sans bride 52x36 cm. Com. pag. 211. Inodoro suspendido sin canal de lavado 52x36 cm. Ver. pág. 211.





**73  
10**

**DREAM.** Wc a pavimento con scarico universale S/P 56x36 cm. Cfr. pag. 211.  
Wc with floor/wall draining 56x36 cm. See pag. 211.  
Toilette avec vidage universel S/P 56x36 cm. Com. pag. 211.  
Inodoro para tanque alto salida horizontal ó vertical 56x36 cm. Ver. pag. 211.

**73  
11**

**DREAM.** Bidet a pavimento 56x36 cm. Cfr. pag. 211.  
Bidet au sol 56x36 cm. See pag. 211.  
Bidet au sol 56x36 cm. Com. pag. 211.  
Bidet. 56x36 cm. Ver. pag. 211.

73  
10

**DREAM.** Wc a terra con scarico universale S/P 56x36cm. Cfr. pag. 211. Wc with floor/wall draining 56x36cm See pag. 211.  
Toilette avec vidage universel S/P 56x36 cm. Com. pag. 211. Inodoro para tanque alto salida horizontal ó vertical 56x36 cm. Ver. pág. 211.



73  
11

**DREAM.** Bidet a pavimento 56x36 cm. Cfr. pag. 211. Back to wall bidet 56x36 cm. See pag. 211.  
Bidet au sol 56x36 cm. Com. pag. 211. Bidet 56x36 cm. Ver. pág. 211.

73  
27

**DREAM.** Wc con scarico universale S/P 52x36cm. Cfr. pag. 211. Wc with floor/wall draining 52x36cm See pag. 211.  
Toilette avec vidage universel S/P 52x36 cm. Com. pag. 211. Inodoro para tanque alto salida horizontal ó vertical 52x36 cm. Ver. pág. 211.



# DREAM COPRIVASO ELETTRONICO MULTIFUNZIONE

**7319** Coprivaso elettronico multifunzione, in materiale plastico antibatterico, con dispositivo di caduta rallentata e telecomando a sfioramento.  
 Germ-resistant plastic seat cover, multifunction, with soft closing system and soft touch remote control.  
 Abattant électrique multifonction, en matériel plastique antibactérien, retombée silencieuse et télécommande tactile.  
 Tapa inodoro electronica multifuncional, en material plastico antibacterias, con dispositivo de caida amortiguada por mando a distancia y contacto.



**7318** Coprivaso elettronico multifunzione, in materiale plastico antibatterico, con dispositivo di caduta rallentata e pannello laterale.  
 Germ-resistant plastic seat cover, multifunction, with soft closing system and side control panel.  
 Abattant électrique multifonction, en matériel plastique antibactérien, retombée silencieuse et contrôle latéral.  
 Tapa inodoro electronica multifuncional, en material plastico antibacterias, con dispositivo de caida amortiguada y panel de control lateral.



**Temperatura dell'acqua regolabile.**  
 Adjustable water temperature.  
 Température de l'eau réglable.  
 Temperatura de agua ajustable.

**Regolazione della pressione dell'acqua.**  
 Adjustable water pressure.  
 Pression de l'eau réglable.  
 Posición boquillas ajustables.

**Trasmittitore ad infrarossi.**  
 Infrared transmitter.  
 Émetteur infrarouge.  
 Transmisor de infrarrojos.

**Posizione regolabile degli ugelli.**  
 Adjustable nozzles position.  
 Position réglable des becs.  
 Presión de agua ajustable.

**Stop.**  
 Stop.  
 Arrêt.  
 Stop.



**Seduta a temperatura regolabile.**  
 Heated seat with variable temperature setting.  
 Siège à température réglable.  
 Temperatura de agua ajustable.

**Igiene posteriore.**  
 Posterior cleansing.  
 Grand arrière nettoyage.  
 Limpieza posterior.

**Igiene femminile.**  
 Feminine hygiene.  
 Nettoyage féminin.  
 Función de secado.

**Igiene bambini / funzione auto.**  
 Kids / auto function.  
 Nettoyage enfants/ fonction automatique.  
 Niños / auto función.

**Funzione asciugatura.**  
 Dryer.  
 Fonction séchage.  
 Higiene femenina.

**Getto ad intensità variabile.**  
 Variable spray.  
 Jet à intensité variable.  
 Chorro de intensidad variable.







Lavabo-timbre 60x38, avec trou de trop-plein. Com. pag. 212. Lavabo-lavadero 60x38 cm con rebosadero. Ver. pag. 212.

54  
84

**MEG11 PRO.** Lavabo-lavatoio 60x38 cm, con foro troppopieno. Cfr. pag. 212. Washbasin-washtub 60x38 cm. See pag. 212.

ME611 PRO. Lavabo-lavatoio 60x38 cm, con foro troppopieno. Cfr. pag. 212. Washbasin-washtub 60x38 cm. See pag. 212.

54  
84

Lavabo-timbre 60x38, avec trou de trop-plein. Com. pag. 212. Lavabo-lavadero 60x38 cm con rebosadero. Ver. pag. 212.



MEG11 PRO. Lavello 60x38 cm con foro troppopieno, dai molteplici utilizzi. Cfr. pag. 212. Sink 60x38 cm, for multiple uses. See pag. 212.

54  
84

Ever 60x38 cm avec trou de trop-plein, à usage multiples. Com. pag. 212. Fregadero 60x38 cm con rebosadero, con usos múltiples. Ver pag. 212.



89  
39

MEG11 PRO. Lavabo 141x46 cm, doppio bacino. Cfr. pag. 212. Washbasin 141x46 cm, double basin. See pag. 212.

Lavabo 141x46 cm, double vasque. Com. pag. 212. Lavabo 141x46 cm, doble seno. Ver. pag. 212.



54  
86

MEG11 PRO. Wc sospeso senza brida 55x35 cm. Cfr. pag. 214. Wall-hung wc without rim, 55x35 cm. See pag. 214.  
Toilette suspendue sans bride 55x35 cm. Com. pag. 214. Elnodoro suspendido sin canal de lavado 55x35 cm. Ver. pág. 214.

89  
14

MEG11 PRO. Struttura 120 cm. Cfr. pag. 213. Structure 120 cm. See pag. 213.  
Structure 120 cm. Com. pag. 213. Estructura 120 cm. Ver. pág. 213.

89  
66

MEG11 PRO. Lavabo 121x46 cm, doppio bacino. Cfr. pag. 212. Washbasin 121x46 cm, double basin. See pag. 212.  
Lavabo 121x46 cm, double vasque. Com. pag. 212. Lavabo 121x46 cm, doble seno. Ver. pág. 212.



54  
12

MEG11 PRO. Bidet sospeso 55x35 cm. Cfr. pag. 214. Wall-hung bidet 55x35 cm. See pag. 214.  
Bidet suspendue 55x35 cm. Com. pag. 214. Bidet suspendido 55x35 cm. Ver. pág. 214.



89  
17

MEG11 PRO. Cassetto laccato. Cfr. pag. 213. Varnished drawer. See pag. 213.  
Tiroir laqué. Com. pag. 213. Cajón lacado. Ver. pág. 213.





89  
73

ME611 PRO. Lavabo 81x46 cm. Cfr. pag. 212. Washbasin 81x46 cm. See pag. 212.  
Lavabo 81x46 cm. Com. pag. 212. Lavabo 81x46 cm. Ver. pág. 212.



54  
81  
V2

**MEG11 PRO.** Wc a pavimento 55x35 cm. Cfr. pag. 214.  
Back to wall wc 55x35 cm. See pag. 214.  
Toilette au sol 55x35 cm. Com. pag. 214.  
Inodoro 55x35 cm. Ver. pag. 214.

54  
80  
V2

**MEG11 PRO.** Bidet a pavimento 55x35 cm. Cfr. pag. 214.  
Back to wall bidet 55x35 cm. See pag. 214.  
Bidet au sol 55x35 cm. Com. pag. 214.  
Bidet 55x35 cm. Ver. pag. 214.

89  
98

**MEG11 PRO.** Struttura 72 cm. Cfr. pag. 213. Structure 71 cm. See pag. 213.  
Structure 120 cm. Com. pag. 213. Estrutura 71 cm. Ver. pag. 213.

89  
68

**MEG11 PRO.** Lavabo 71x46 cm. Cfr. pag. 212.  
Washbasin 71x46 cm. See pag. 212.  
Lavabo 71x46 cm. Com. pag. 212.  
Lavabo 71x46 cm. Ver. pag. 212.

54  
82

ME611 PRO. Lavabo-lavatoio 55x45 cm. Cfr. pag. 212. Wall-hung washbasin-washtub 55x45 cm. See pag. 212.





**MEG11 PRO.** Lavabo monolite 50x40 cm. Cfr. pag. 212. Monolith washbasin 50x40 cm. See pag. 212.  
Lavabo monolite 50x40 cm. Com. pag. 212. Monolito lavabo 50x40 cm. Ver. pag. 212.

**MEG11 PRO.** Wc sospeso senza brida 55x35 cm. Cfr. pag. 214. Wall-hung wc without rim 55x35 cm. See pag. 214.  
Toilette suspendue sans bride 55x35 cm. Com. pag. 214. Inodoro suspendido sin canal de lavado 55x35 cm. Ver. pag. 214.

**54  
86**

**54  
05**



**54  
86**

**MEG11 PRO.** Wc sospeso senza brida 55x35 cm. Cfr. pag. **214.** Wall-hung wc without rim 55x35 cm. See pag. **214.**  
Toilette suspendue sans bride 55x35 cm. Com. pag. **214.** Inodoro suspendido sin canal de lavado 55x35 cm. Ver. pág. **214.**

**54  
12**

**MEG11 PRO.** Bidet sospeso 55x35 cm. Cfr. pag. **214.** Wall-hung bidet 55x35 cm. See pag. **214.**  
Bidet suspendue 55x35 cm. Com. pag. **214.** Bidet suspendido 55x35 cm. Ver. pág. **214.**



20  
68

**TABULAE.** Mobile sospeso per lavabo sx. Cfr. pag. **221**. Wall-hung furniture for left hand side basin. See pag. **221**.  
Meuble suspendu pour lavabo gauche. Com. pag. **221**. Mueble suspendido para lavabo derecha. Ver. pág. **221**.

20  
55

**TABULAE.** Mensola in ceramica con foro sx. Cfr. pag. **218**. Ceramic shelf with left hand side hole. See pag. **218**.  
Étagère en céramique au trou gauche. Com. pag. **218**. Repisa en cerámica orificio izquierda. Ver. pág. **218**.



20  
69

TABULAE. Mobile sospeso per lavabo dx. Cfr. pag. 221. Wall-hung furniture for right hand side basin. See pag. 221.  
Meuble suspendu pour lavabo droit. Com. pag. 221. Mueble suspendido para lavabo derecha. Ver. pág. 221.

20  
61

TABULAE. Mensola in ceramica con foro dx. Cfr. pag. 218. Ceramic shelf with right hand side hole. See pag. 218.  
Étagère en céramique au trou droite. Com. pag. 218. Repisa en cerámica orificio derecha. Ver. pág. 218.



20  
55

TABULAE. Mensola in ceramica con foro sx. Cfr. pag. 218. Ceramic shelf with left hand side hole. See pag. 218.  
Étagère en céramique au trou gauche. Com. pag. 218. Repisa en cerámica orificio izquierda. Ver. pág. 218.

20  
68

TABULAE. Mobile sospeso per lavabo sx. Cfr. pag. 221. Wall-hung furniture for left hand side basin. See pag. 221.  
Meuble suspendu pour lavabo gauche. Com. pag. 221. Mueble suspendido para lavabo izquierda. Ver. pág. 221.



**TABULAE.** Mensola in ceramica con foro sx. Cfr. pag. **218**. Ceramic shelf with left hand side hole. See pag. **218**.  
Étagère en céramique au trou gauche. Com. pag. **218**. Repisa en cerámica orificio IZQ. Ver. pág. **218**.

**20**  
**53**

**TABULAE.** Mensola in ceramica senza foro. Cfr. pag. **218**. Ceramic shelf with no hole. See pag. **218**.  
Étagère en céramique sans trou. Com. pag. **218**. Repisa en cerámica sin orificio. Ver. pág. **218**.

**20**  
**58**

**TABULAE.** Struttura sospesa 111x46 cm. Cfr. pag. **220**. Wall mounted structure 111x46 cm. See pag. **220**.  
Structure suspendue 111x46 cm. Com. pag. **220**. Estructura suspendida 111x46 cm. Ver. pág. **220**.

**20**  
**75**



**20**  
**60** **TABULAE.** Mensola in ceramica con foro dx. Cfr. pag. **218.** Ceramic shelf with right hand side hole. See pag. **218.**  
Étagère en céramique au trou droite. Com. pag. **218.** Repisa en cerámica orificio derecha. Ver. pág. **218.**

**20**  
**58** **TABULAE.** Mensola in ceramica senza foro. Cfr. pag. **218.** Ceramic shelf with no hole. See pag. **218.**  
Étagère en céramique sans trou. Com. pag. **218.** Repisa en cerámica sin orificio. Ver. pág. **218.**

**TABULAE.** Struttura 111x46 cm. Cfr. pag. **219.** Structure 111x46 cm. See pag. **219.**  
Structure 111x46 cm. Com. pag. **219.** Estructura 111x46 cm. Ver. pág. **219.**

**20**  
**72**



**TABULAE.** Cassetto laccato. Cfr. pag. 219. Varnished drawer. See pag. 219.  
Tiroir laqué. Com. pag. 219. Cajón lacado. Ver. pág. 219.

**89  
17**

**TABULAE.** Mensola in ceramica con foro sx. Cfr. pag. 218. Ceramic shelf with left hand side hole. See pag. 218.  
Étagère en céramique au trou gauche. Com. pag. 218. Repisa en cerámica orificio IZQ. Ver. pág. 218.

**20  
55**

**TABULAE.** Struttura 120x46 cm. Cfr. pag. 219. Structure 120x46 cm. See pag. 219.

**89  
14**

Struttura 120x46 cm. Com. pag. 219. Estructura 120x46 cm. Ver. pág. 219.





74  
00

SMART B. Lavabo da appoggio con piano rubinetteria 65x45 cm. Cfr. pag. 222. Countertop washbasin with tap counter 65x45 cm. See pag. 222.

Lavabo à poser avec plan de robinetterie 65x45 cm. Com. pag. 222. Lavabo de apoyo con encimera para grifería 65x45 cm. Ver. pag. 222.





74  
15

**SMART B.** Lavabo da appoggio senza piano rubinetteria 65x38 cm. Cfr. pag. 222. Countertop washbasin without tap counter 65x38. See pag. 222.  
Lavabo à poser sans plan de robinetterie 65x38 cm. Com. pag. 222. Lavabo de apoyo sin encimera para grifería 65x38 cm. Ver. pág. 222.





**SMART B.** Lavabo da appoggio senza piano rubinetteria ø38 cm. Cfr. pag. 222. Countertop washbasin without tap counter ø38 cm. See pag. 222.  
Lavabo à poser sans plan de robinetterie ø38 cm. Com. pag. 222. Lavabo de apoyo sin encimera para grifería ø38 cm. Ver. pág. 222.

74  
05



74  
07

**SMART B.** Lavabo da appoggio 65x38 cm. Cfr. pag. 222. Countertop washbasin 65x38 cm. See pag. 222.  
Lavabo à poser 65x38 cm. Com. pag. 222. Lavabo de apoyo 65x38 cm. Ver. pág. 222.





74  
14

**SMART B.** Lavabo da appoggio 45x38 cm. Cfr. pag. **222**. Countertop washbasin 45x38 cm. See pag. **222**.  
Lavabo à poser 45x38 cm. Com. pag. **222**. Lavabo de apoyo 45x38 cm. Ver. pag. **222**.



PLUS DESIGN. Lavabo 40x20xh17 cm. Installazione sospesa o in appoggio. See pag. 224. Washbasin 40x20xh17 cm. Wall-hung or countertop installation. See pag. 224.

60  
30

Lavabo 40x20xh17 cm. Installazione sospesa o à poser. Com. pag. 224. Lavabo 40x20xh17 cm. Suspendido o de apoyo. Ver. pag. 224.



60  
34

**PLUS DESIGN.** Lavabo 40x40cm. Sospeso o appoggio. Cfr. pag. 224.  
Wall-hung or countertop washbasin 40x40 cm. See pag. 224.

Lavabo 40x40. Suspendu ou à poser. Com. pag. 224. Lavabo suspendido o de apoyo 40x40 cm. Ver. pag. 224.





60  
34

**PLUS DESIGN.** Lavabo 40x40cm. Sospeso o appoggio. Cfr. pag. 224. Wall-hung or countertop washbasin 40x40 cm. See pag. 224.

Lavabo 40x40. Suspendido ou à poser. Com. pag. 224. Lavabo suspendido o de apoio 40x40 cm. Ver. pag. 224.

61  
02

**PLUS DESIGN.** Lavabo 60x48 cm. Sospeso o appoggio. Cfr. pag. 224. Wall-hung or countertop washbasin 60x48 cm. See pag. 224.

Lavabo 60x48. Suspendido ou à poser. Com. pag. 224. Lavabo suspendido o de apoio 60x48 cm. Ver. pag. 224.





71  
04

ERGO. Lavabo da appoggio ø40 cm, senza foro troppopieno. Cfr. pag. 228. Countertop washbasin ø40 cm, without overflow. See pag. 228.

Lavabo à poser ø40 cm. Sans trou de trop-plein. Com. pag. 228. Lavabo de apoyo Ø 40 cm., sin rebosadero. Ver. pag. 228.





**ERGO.** Lavabo 85x45 cm. Installazione sospesa / soprapiano. Cfr. pag. **228**. Washbasin 85x45 cm. Wall-hung/countertop installation. See pag. **228**.  
Lavabo 85x45 cm. Installation suspendue/sur plan. Com. pag. **228**. Lavabo 85x45 cm. Suspendido/sobre plano. Ver. pág. **228**.

**71  
02**

**71  
23**

**ERGO.** Struttura in legno massello di iroko. Cfr. pag. **00**. Structure in iroko heartwood. See pag. **00**.  
Structure en bois iroko. Com. pag. **00**. Estructura bajo lavabo en madera maciza de iroko 85x45xh83 cm. Ver. pág. **00**.



71  
16

ERGO. Orinatoio a terra. Cfr. pag. 229. Back to wall urinal. See pag. 229.

Urinoir au sol. Com. pag. 229. Urinario a suelo. Ver. pag. 229.



72  
27

EDEN. Lavabo 121x46 cm, doppio bacino. Cfr. pag. 230. Washbasin 121x46 cm, double basin. See pag. 230.  
Lavabo 121x46 cm, double vasque. Com. pag. 230. Lavabo 121x46 cm, doble seno. Ver. pág. 230.



72  
28

EDEN. Lavabo 141x46 cm, doppio bacino. Cfr. pag. 230. Washbasin 141x46 cm, double basin. See pag. 230.

Lavabo 141x46 cm, double vasque. Com. pag. 230. Lavabo 141x46 cm, doble seno. Ver. pag. 230.





72  
25

EDEN. Lavabo 101x46 cm. Cfr. pag. 230. Washbasin 101x46 cm. See pag. 230. Lavabo 101x46 cm. Com. pag. 230. Lavabo 101x46 cm. Ver. pag. 230.





**52  
40** EDEN/M2. Colonna. Cfr. pag. 230.  
Pedestal. See pag. 230.  
Colonne. Com. pag. 230.  
Pedestal. Ver. pág. 230.

**52  
05** EDEN/M2. Lavabo 60 cm monoforo predisposto 3 fori. Cfr. pag. 230.  
Washbasin 60 cm one hole arranged 3 holes. See pag. 230.  
Lavabo 60 cm monoforo pré-perçé 3 trous. Com. pag. 230.  
Lavabo 60 cm 1 orificio premarcado 3 orificios. Ver. pag. 230.





**EDEN/M2.** Lavabo sospeso 50 cm monoforo predisposto 3 fori. Cfr. pag. 230. Wall-hung washbasin 50 cm one hole arranged 3 holes. See pag. 230.  
Lavabo suspendu 50 cm monoforu pré-pércé 3 trous. Com. pag. 230. Lavabo suspendido 50 cm 1 orificio premarcado 3 orificios. Ver. pag. 230.

**52  
04**



M2. Lavabo da appoggio ø48xh14 cm. Cfr. pag. 232. Countertop washbasin ø48xh14 cm. See pag. 232.

52  
03

Lavabo à poser ø48xh14 cm. Com. pag. 232. Lavabo de apoio cm ø48xh14. Ver. pag. 232.





ETHOS. Lavabo 71 cm con spalliera, sospeso o per colonna. Cfr. pag. 238. Washbasin 71 cm with upstand, wall-hung or for pedestal. See pag. 238.  
Lavabo 71 cm avec dossier, suspendu ou sur colonne. Com. pag. 238. Lavabo 71 cm con zócalo, suspendido o para pedestal. Ver. pág. 238.

84  
01

84  
96

ETHOS. Vasca in vetroresina bianca. Cfr. pag. 244. White fiberglass bath-tub. See pag. 244.  
Baignoire en fibre de verre blanche. Com. pag. 244. Bañera en vetroresina blanca. Ver. pág. 244.



**ETHOS.** Lavabo 71 cm con spalliera, sospeso o per colonna. Cfr. pag. 238. Washbasin 71 cm with upstand, wall-hung or for pedestal. See pag. 238.

**84  
01**

Lavabo 71 cm avec dossier, suspendu ou sur colonne. Com. pag. 238. Lavabo 71 cm con zócalo, suspendido o para pedestal. Ver. pág. 238.

Piédestal. Com. pag. 238. Pedestal. Ver. pág. 238.


**84  
11**

**ETHOS.** Colonna in ceramica. Cfr. pag. 238. Ceramic pedestal. See pag. 238.

**ETHOS.** Lavabo 71 cm, installazione sospesa o su colonna. Cfr. pag. 238. Washbasin 71 cm, wall-hung or for pedestal installation. See pag. 238.

**84  
00**

Lavabo 71 cm, installazione sospesa o su colonna. Cfr. pag. 238. Lavabo 71 cm, instalación suspendida o para pedestal. Ver. pág. 238.



84  
37

**ETHOS.** Wc con scarico universale S/P 55x38 cm. Cfr. pag. 239. Wc with floor/wall draining 55x38 cm. See pag. 239.  
Toilette avec vidage universel S/P 56x36 cm. Com. pag. 239. Inodoro para tanque alto salida horizontal ó vertical 56x36 cm. Ver. pág. 239.



Lavabo 65 cm, installazione sospesa, su colonna o su mobile. Cfr. pag. 238.  
Lavabo 65 cm. Instalación suspendida, para pedestal o para mueble. Ver. pág. 238.

84  
32

**ETHOS.** Lavabo 65 cm, installazione sospesa, su colonna o per mobile. Cfr. pag. 238. Washbasin 65 cm, wall-hung installation, for pedestal or furniture. See pag. 238.



Lavabo 65 cm, installazione sospesa, su colonna o per mobile. Cfr. pag. 238. Washbasin 65 cm, wall-hung installation, for pedestal or furniture. See pag. 238.

84  
37

**ETHOS.** Wc con scarico universale S/P 55x38 cm. Cfr. pag. 239. Wc with floor/wall draining 55x38 cm. See pag. 239.  
Toilette avec vidage universel S/P 56x36 cm. Com. pag. 239. Inodoro para tanque alto salida horizontal ó vertical 56x36 cm. Ver. pag. 239.

84  
36

**ETHOS.** Colonna in ceramica. Cfr. pag. 238. Ceramic pedestal. See pag. 238.  
Piédestal. Com. pag. 238. Pedestal. Ver. pag. 238.

84  
32

**ETHOS.** Lavabo 65 cm, installazione sospesa, su colonna o per mobile. Cfr. pag. 238. Washbasin 65 cm, wall-hung installation, for pedestal or furniture. See pag. 238.







Smart toilet. 59x38x43 cm. Com. pag. 240. Smart toilet. 59x38x43 cm. Ver. pag. 240.

HYGEA. Smart toilet 59x38x43 cm. Cfr. pag. 240. Smart toilet. 59x38x43 cm. See pag. 240.

**NEW** HYGEA  
**6200**



**NEW** **HYGEA**  
**NEW** **6200**

HYGEA. Smart toilet 59x38x43 cm. Cfr. pag. 240. Smart toilet. 59x38x43 cm. See pag. 240.

Smart toilet. 59x38x43 cm. Cfr. pag. 240. Smart toilet. 59x38x43 cm. Ver. pag. 240.



**COLOURS**

**VASCHE**  
**COLLECTION**

Baignoire en acrylique 167x80xh60 cm. Com. pag. 242. Bañera en acrílico 167x80xh60 cm. Ver. pág. 242.

89  
65

**QUADRA.** Vasca in puro acrilico 167x80xh60 cm. Cfr. pag. 242.  
High pure acrylic bathtub 167x80xh60 cm. See pag. 242.



Baignoire en acrylique 170x82xh60 cm. Com. pag. 242. Bañera en acrílico 170x82xh60 cm. Ver. pág. 242.

72  
39

**EDEN.** Vasca in puro acrilico 170x82xh60 cm. Cfr. pag. 242.  
High pure acrylic bathtub 170x82xh60 cm. See pag. 242.



Baignoire en acrylique 170x78xh59 cm. Com. pag. 242. Bañera en acrílico 170x78xh59 cm. Ver. pág. 242.

**73**  
**20**

**FLOW.** Vasca in puro acrílico 170x78xh59 cm. Cfr. pag. 242. High pure acrylic bathtub 170x78xh59 cm. See pag. 242.





ETHOS. Vasca in vetroresina bianca. Cfr. pag. 243. White fiberglass bath-tub. See pag. 243.

84  
96

Baignoire en fibre de verre blanche. Com. pag. 243. Bañera en vetroresina blanca. Ver. pag. 243.





**PIATTI DOCCIA  
COLLECTION**



10  
53

FOLIA. Piatto doccia 160x80 H3, versione filo pavimento . Cfr. pag. 244. Shower tray 160x80 H3, flush to floor version. See pag. 244.

Receveur de douche 160x80 H3, version niveau du sol. Ccm. pag. 244. Plato de ducha 160x80 H3, version nivel del suelo. Ver. pag. 244.



Receveur de douche 120x70 H3, version niveau du sol. Com. pag. 244.  
Plato de ducha 120x70 H3, versión nivel del suelo. Ver. pág. 244.

10  
42

**FOLIA.** Piatto doccia 100x70 H3, versione filo pavimento. Cfr. pag. 244.  
Shower tray 120x70 H3, flush to floor version. See pag. 244.



Receveur de douche 140x70 H3, version niveau du sol. Com. pag. 244. Plato de ducha 140x70 H3, versión nivel del suelo. Ver. pág. 244.

10  
43

FOLIA. Piatto doccia 140x70 H3, versione filo pavimento . Cfr. pag. 244. Shower tray 140x70 H3, flush to floor version. See pag. 244.



FOLIA. Piatto doccia 140x70 H3, versione appoggio . Cfr. pag. 244. Shower tray 140x70 H3, countertop version. See pag. 244.  
Receveur de douche 140x70 H3, version à poser. Com. pag. 244. Plato de ducha 140x70 H3, versión de apoyo .Ver. pág. 244.





LAVATOI. Lavabo/lavatoio a canale, smaltato su 4 lati, 90x45xh20 cm. Cfr. pag. 250. Washbasin/washtub glazed on sides, 90x45xh20 cm. See pag. 250.

20  
05

Lavabo-timbro à canal, émaille sur les 4 côtés, 90x45xh20 cm. Com. pag. 250. Lavabo-lavadero a canal, esmaltado a 4 lados, 90x45xh20 cm. Ver. pag. 250.



LAVATOI. Lavatoio Ibis 60x45x22 cm. Cfr. pag. 250. Ibis wash-tub 60x45x22 cm. See pag. 250.


30  
02

Lavabo Ibis 60x45x22 cm. Cfr. pag. 250. Pila Ibis 60x45x22 cm. Ver. pag. 250.









54  
84

LAVATOI. Lavabo-lavatoio 60x38 cm, con foro troppopieno. Cfr. pag. 250. Washbasin-washtub 60x38 cm. See pag. 250.


Lavabo-lavatoio 60x38, avec trou de trop-plein. Com. pag. 250. Lavabo-lavadero 60x38 cm con rebosadero. Ver. pag. 250.



20  
07

LAVATOI. Lavabo/lavatoio a canale, smaltato su 4 lati, 120x45x20 cm. Cfr. pag. 250. Washbasin/washtub glazed on sides, 120x45x20 cm. See pag. 250.

Lavabo-timbre à canal, émaillé sur les 4 côtés, 120x45x20 cm. Com. pag. 250.  
Lavabo-lavadero a canal, esmaltado a 4 lados, 120x45x20 cm. Ver. pag. 250.



54  
03


LAVATOI. Lavabo-lavatorio 65x45 cm per rubinetteria a parete. Cfr. pag. 250. Wall-hung washbasin-washtub 65x45 cm, wall tap. See pag. 250.

Lavabo-timbre 65x45 cm, Rubinetteria murale. Con. pag. 250. Lavabo-lavadero suspendido 65x45 cm, grifería a pared. Ver. pag. 250.



54  
03

**LAVATOI.** Lavabo-lavatoio 65x45 cm per rubinetteria a parete. Cfr. pag. 250. Wall-hung washbasin-wash tub 65x45 cm, wall tap. See pag. 250.  
Lavabo-timbre 65x45 cm. Rubinetterie murali. Com. pag. 250. Lavabo-lavadero suspendido 65x45 cm, grifería a pared. Ver. pag. 250.





**OUTDOOR  
COLLECTION**

LAVATOI. Lavabo-lavatoio 60x38 cm, con foro troppopieno. Cfr. pag. 246. Washbasin-washtub 60x38 cm. See pag. 246.

Lavabo-timbre 60x38, avec trou de trop-plein. Com. pag. 246. Lavabo-lavadero 60x38 cm con rebosadero. Ver. pag. 246.

54  
84



LAVATOI. Lavatoio Iside 75 cm. Cfr. pag. 246. Iside wash-tub 75 cm. See pag. 246.

20  
02

Bac à laver Iside 75 cm. Com. pag. 246. Lavadero Iside 75 cm. Ver. pag. 246.





30  
01

Lavabo Ibis 42x38xh22. Com. pag. 246. Pila Ibis 42x38xh22 cm. Ver. pag. 246.

LAVATOI. Lavatoio Ibis 42x38xh22 cm. Cfr. pag. 246. Ibis wash-tub 42x38xh22 cm. See pag. 246.





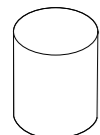
# GAMMA PRODOTTI

product line  
gamme de produits  
productos

# CORE

LAVABI  
washbasin / lavabos / lavabos

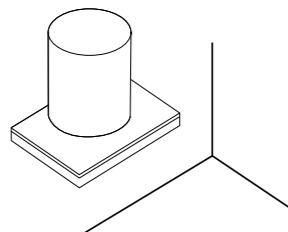
STRUTTURE  
structures / structures / estructuras



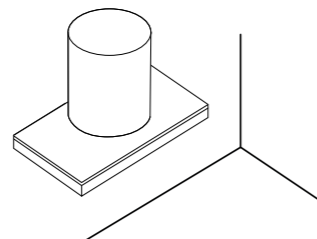
art. 7305  
cm ø37 x h46



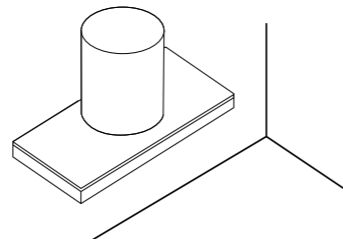
art. 2082



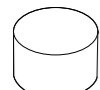
cm 61 x 46



cm 81 x 46



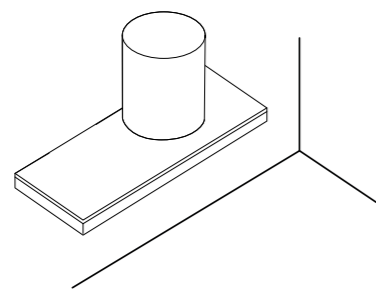
cm 101 x 46  
cm 101 x 46 SX  
cm 101 x 46 DX



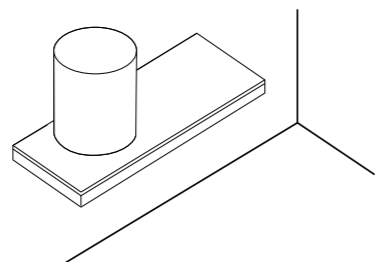
art. 7306  
cm ø40 x h20



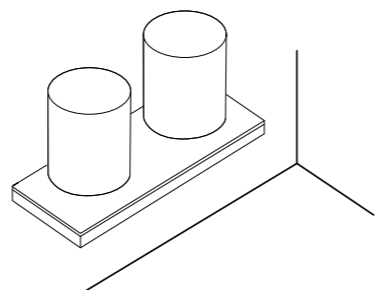
art. 2049



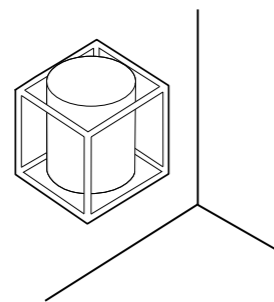
cm 121 x 46 DX



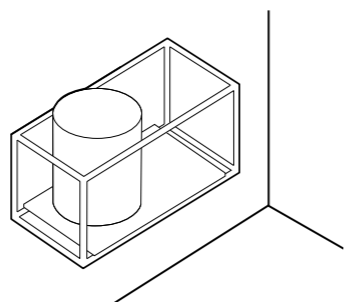
cm 121 x 46 SX



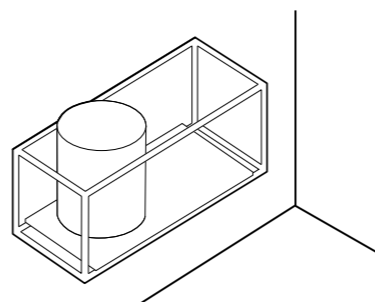
cm 121 x 46



cm 46 x 46



cm 91 x 46



cm 111 x 46  
cm 111 x 46 SX  
cm 111 x 46 DX

COLORI CERAMICA  
Ceramic colors  
Couleurs céramiques  
Colores cerámicos

- bianco / white  
blanc / blanco
- bianco matt / matt white  
blanc mat / blanco mate
- nero matt / matt black  
noir mat / negro mate
- \* grigio matt / matt grey  
gris mat / gris mate
- sabbia / matt sand  
sable mat / arena mate
- ottanio
- \* ocra / ocher  
ocre / ocre
- \* salvia / sage  
saugé / sabio
- \* viola / violet  
violet / violeta

FINITURE STRUTTURE / Structure finishes / Finitions structures / Acabado Estructuras

- nero / black  
noir / negro
- rame / copper  
cuivre / cobre
- oro chiaro / light gold  
or clair / oro claro

Si prega di fare particolare attenzione al peso totale della struttura e delle Tabulae e di verificare la tenuta dei fissaggi in base alla tipologia della parete.

Please, pay attention to the total weight of the structure and the Tabulae and check the tightness of the fasteners according to the type of wall.

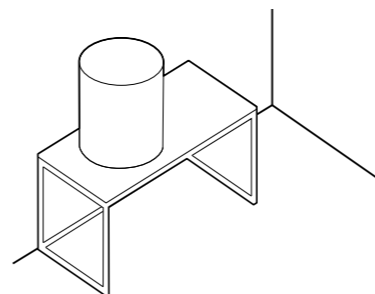
Veuillez faire attention au poids total de la structure et des Tabulae et vérifier l'étanchéité des fixations en fonction du type de mur.

Preste especial atención al peso total de la estructura y de la Tabulae y compruebe la resistencia de las fijaciones en base al tipo de pared.

\* disponibile solo per il lavabo  
\* available only for washbasin  
\* disponible uniquement pour le lavabo  
\* disponible solo para lavabos

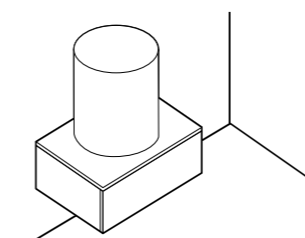
# CORE

STRUTTURE  
structures / structures / estructuras

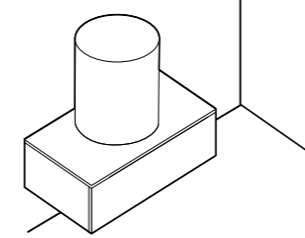


cm 81 x 46

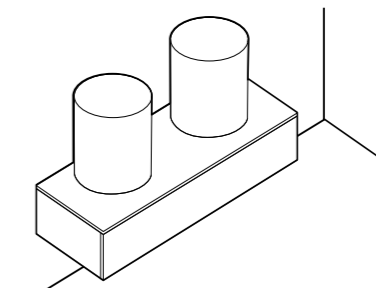
MOBILI  
Furniture / Muebles / Muebles



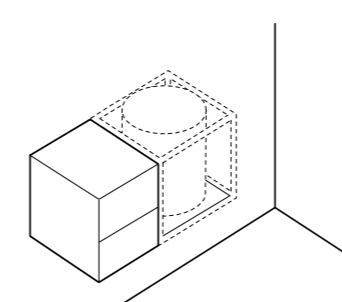
cm 61 x 46



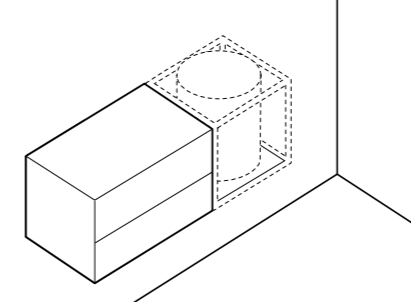
cm 81 x 46



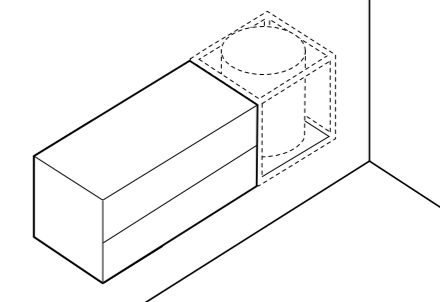
cm 121 x 46



cm 30 x 46 SX - DX



cm 60 x 46 SX - DX



cm 90 x 46 SX - DX

COLORI CERAMICA  
Ceramic colors  
Couleurs céramiques  
Colores cerámicos

- bianco / white  
blanc / blanco
- bianco matt / matt white  
blanc mat / blanco mate
- nero matt / matt black  
noir mat / negro mate
- \* grigio matt / matt grey  
gris mat / gris mate
- sabbia / matt sand  
sable mat / arena mate
- ottanio

FINITURE STRUTTURE / Structure finishes / Finitions structures / Acabado Estructuras

- nero / black  
noir / negro

COLORI - FINITURE MOBILE / Furniture - Finishes colors / Couleurs - finitions meubles / Colores - acabados de muebles

- bianco  
white  
blanc  
blanco
- nero  
black  
noir  
negro
- moka  
moka  
moka
- fango  
mud  
boue  
barro
- sabbia  
sand  
sable  
arena
- impiallacciato rovere  
vener oak  
chêne plaqué  
chapa roble

Si prega di fare particolare attenzione al peso totale della struttura e delle Tabulae e di verificare la tenuta dei fissaggi in base alla tipologia della parete.

Please, pay attention to the total weight of the structure and the Tabulae and check the tightness of the fasteners according to the type of wall.

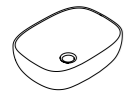
Veuillez faire attention au poids total de la structure et des Tabulae et vérifier l'étanchéité des fixations en fonction du type de mur.

Preste especial atención al peso total de la estructura y de la Tabulae y compruebe la resistencia de las fijaciones en base al tipo de pared.

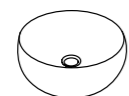
\* disponibile solo per il lavabo  
\* available only for washbasin  
\* disponible uniquement pour le lavabo  
\* disponible solo para lavabos

# DREAM

LAVABI  
Washbasins / Lavabos / Lavabos



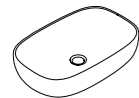
art. 7301 - cm 50 x 38



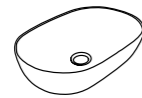
art. 7333 - cm ø48



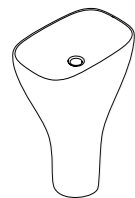
art. 7307 - cm ø40



art. 7300 - cm 64 x 38



art. 7308 - cm 60 x 38



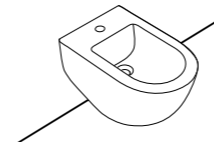
art. 7304 - cm 60 x 38 xh87\*

## COLORI CERAMICA Ceramic colors Couleurs céramiques Colores cerámicos

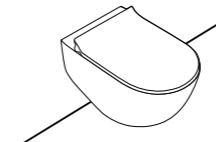
- \*  bianco / white  
blanc / blanco
- \*  bianco matt / matt white  
blanc mat / blanco mate
-  nero matt / matt black  
noir mat / negro mate
-  grigio matt / matt grey  
gris mat / gris mate
-  sabbia / matt sand  
sable mat / arena mate
-  ottanio
-  ocre / ocher  
ocre / ocre
-  salvia / sage  
sauge / sabio
-  viola / violet  
violet / violeta

# DREAM

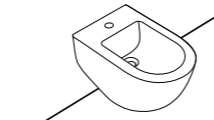
WC E BIDET  
Wc and bidet / Cuvette et bidet / Inodoro y bidet



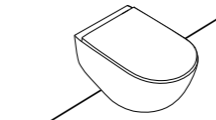
art. 7313  
cm 56 x 36



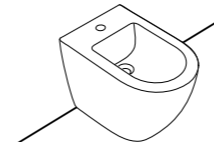
art. 7312 - cm 56 x 36  
art. 7317 - cm 56 x 36 RIMAWAY



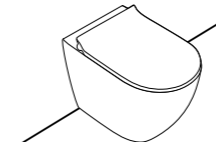
art. 7335  
cm 52 x 36



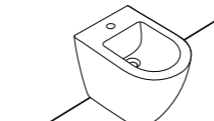
art. 7334  
cm 52 x 36 RIMAWAY



art. 7311  
cm 56 x 36



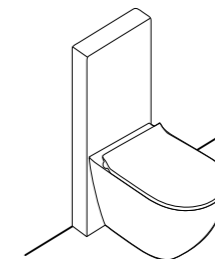
art. 7310 - cm 56 x 36  
art. 7309 - cm 56 x 36 TRASLATO



art. 7328  
cm 52 x 36



art. 7327  
cm 52 x 36 RIMAWAY



art. 7316 - cm 56 x 36  
art. 7113 - cm 39 x 13 x h98

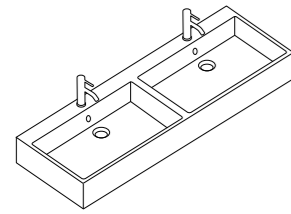
## COLORI CERAMICA Ceramic colors Couleurs céramiques Colores cerámicos

-  bianco / white  
blanc / blanco
-  bianco matt / matt white  
blanc mat / blanco mate
-  nero matt / matt black  
noir mat / negro mate
-  grigio matt / matt grey  
gris mat / gris mate
-  sabbia / matt sand  
sable mat / arena mate

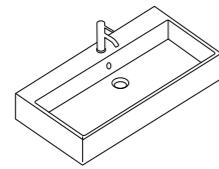


# MEG11 PRO

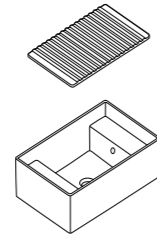
LAVABI - LAVATOI  
Washbasin - washtub / Lavabo - lavoir / Lavabo - lavadero



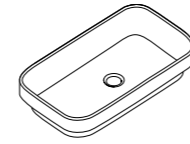
**art. 8939**  
cm 141 x 46



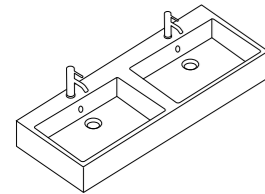
**art. 8967**  
cm 91 x 46



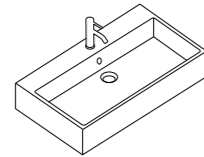
**art. 5484 \***  
cm 60 x 38



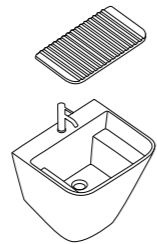
**art. 5453 \*\***  
cm 70 x 38



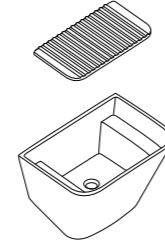
**art. 8966**  
cm 121 x 46



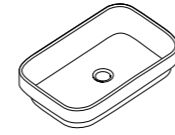
**art. 8973**  
cm 81 x 46



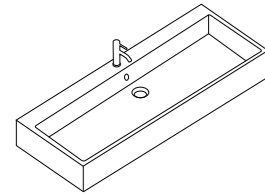
**art. 5482**  
cm 55 x 48



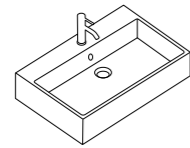
**art. 5403**  
cm 65 x 47



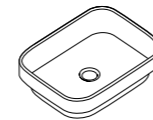
**art. 5452 \*\***  
cm 60 x 38



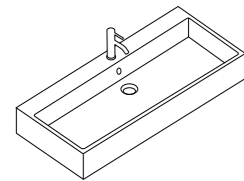
**art. 8938**  
cm 121 x 46



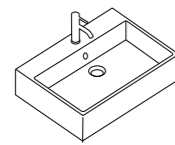
**art. 8968**  
cm 71 x 46



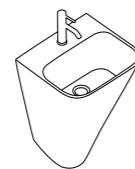
**art. 5417 \*\***  
cm 50 x 38



**art. 8937**  
cm 101 x 46



**art. 8974**  
cm 61 x 46






**art. 5407 \*\***  
cm 45 x 40



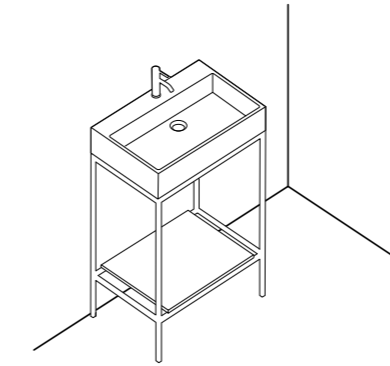
**art. 5405P \*\***  
cm 50 x 40

**COLORI CERAMICA**  
Ceramic colors  
Couleurs céramiques  
Colores cerámicos

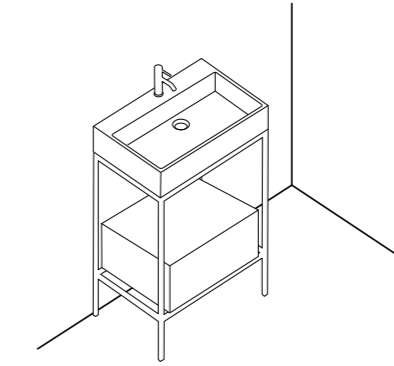
-  bianco / white  
blanc / blanco
-  bianco matt / matt white  
blanc mat / blanco mate
- \*\***  nero / black  
noir / negro
- \***  nero matt / matt black  
noir mat / negro mate

# MEG11 PRO

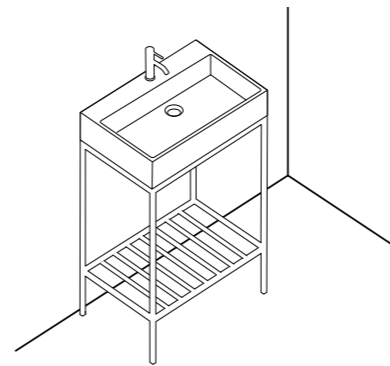
LAVABI + STRUTTURE  
Washbasin + structure / Lavabos + structures / Lavabos + estructuras



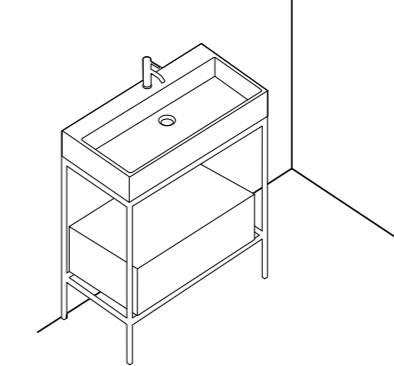
**art. 8912** - cm 71 x 46  
**art. 8913** - cm 91 x 46



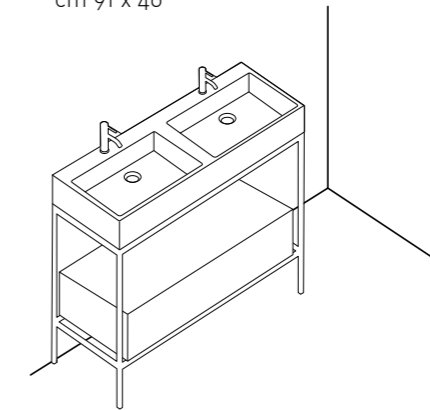
**art. 8912 + 8915**  
cm 71 x 46



**art. 8998** - cm 71 x 46  
**art. 8969** - cm 91 x 46




**art. 8913 + 8916**  
cm 91 x 46








**art. 8914 + 8917**  
cm 121 x 46

**FINITURE STRUTTURE** / Structure finishes / Finitions structures / Acabado estructuras

-  nero / black  
noir / negro

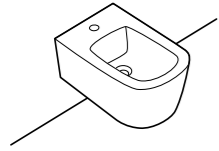
**COLORI - FINITURE CASSETTO** / Drawer - Finishes colors / Couleurs - finitions tiroir / Colores - acabados del cajón

-  bianco  
white  
blanc  
blanco
-  nero  
black  
noir  
negro
-  moka  
moka  
moka  
moka
-  fango  
mud  
boue  
barro
-  sabbia  
sand  
sable  
arena

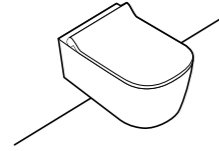
## MEG11 PRO

WC E BIDET

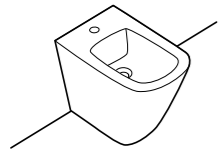
Wc and bidet / Cuvette et bidet / Inodoro y bidet



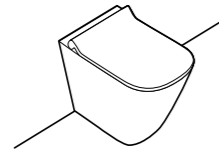
**art. 5412**  
cm 55 x 35



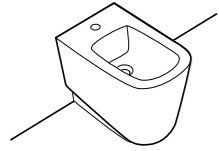
**art. 5411** - cm 55 x 35  
**art. 5486** - cm 55 x 35 RIMAWAY



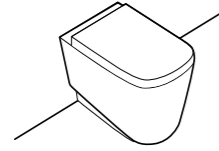
**art. 5480V2**  
cm 55 x 35



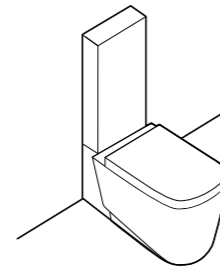
**art. 5481V2**  
cm 55 x 35 RIMAWAY



**art. 5410**  
cm 55 x 35



**art. 5419**  
cm 55 x 35 TRASLATO



**art. 5413** - cm 65 x 35  
**art. 9925** - cm 29 x 16

### COLORI CERAMICA

Ceramic colors  
Couleurs céramiques  
Colores cerámicos

-  **bianco** / white  
blanc / blanco
-  **bianco matt** / matt white  
blanc mat / blanco mate
-  **nero matt** / matt black  
noir mat / negro mate
-  **grigio matt** / matt grey  
gris mat / gris mate
-  **sabbia** / matt sand  
sable mat / arena mate

## MEG11 PRO

## TABULAE

MENSOLA IN CERAMICA

Ceramic shelf / Etagère en céramique / Repisa en cerámica

### COLORI CERAMICA

Ceramic colors  
Couleurs céramiques  
Colores cerámicos

-  **bianco** / white  
blanc / blanco
-  **bianco matt** / matt white  
blanc mat / blanco mate
-  **nero matt** / matt black  
noir mat / negro mate
-  **sabbia** / matt sand  
sable mat / arena mate
-  **ottanio**

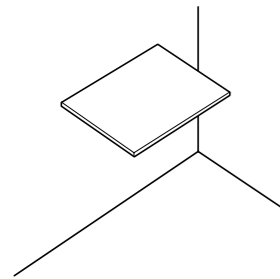
## TABULAE



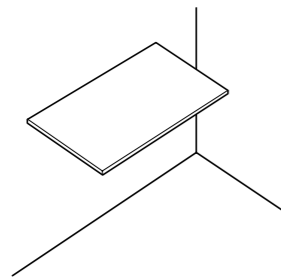
## TABULAE

### MENSOLA IN CERAMICA

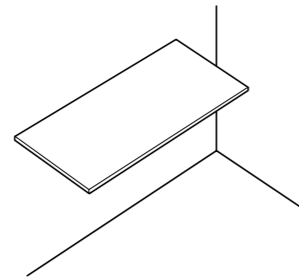
Ceramic shelf / Etagère en céramique / Repisa en cerámica



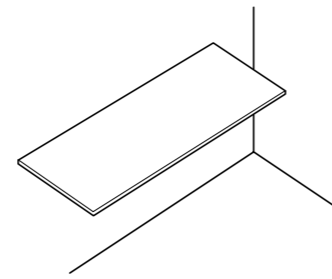
**art. 2050 / 2056**  
cm 61 x 46



**art. 2051 / 2057**  
cm 81 x 46



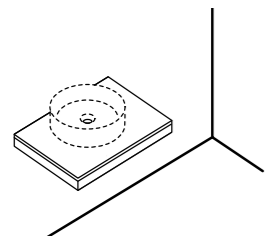
**art. 2052 / 2053 / 2060 / 2058**  
cm 101 x 46



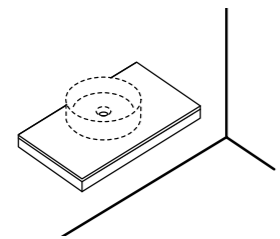
**art. 2055 / 2061 / 2054**  
cm 121 x 46

### MENSOLA + STRUTTURA NERA

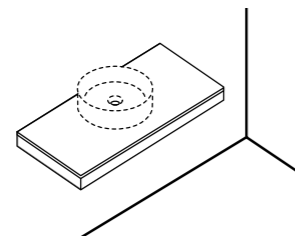
Shelf + structure / Etagère + structure / Repisa + estructura



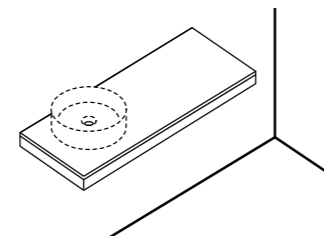
**art. 2086 +  
art. 2050 / 2056**  
cm 61 x 46



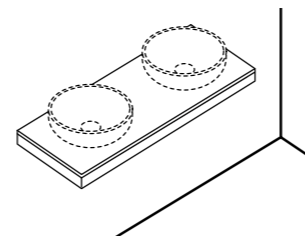
**art. 2087 +  
art. 2051 / 2057**  
cm 81 x 46



**art. 2088 +  
art. 2052 - cm 101x46  
art. 2058 - cm 101x46  
art. 2053 - cm 101x46 SX  
art. 2060 - cm 101x46 DX**



**art. 2089 +  
art. 2055 - cm 121x46DX  
art. 2061 - cm 121x46SX**



**art. 2089 +  
art. 2054 - cm 121x46**

### COLORI CERAMICA

Ceramic colors  
Couleurs céramiques  
Colores cerámicos

- bianco / white  
blanc / blanco
- bianco matt / matt white  
blanc mat / blanco mate
- nero matt / matt black  
noir mat / negro mate
- sabbia / matt sand  
sable mat / arena mate
- ottanio

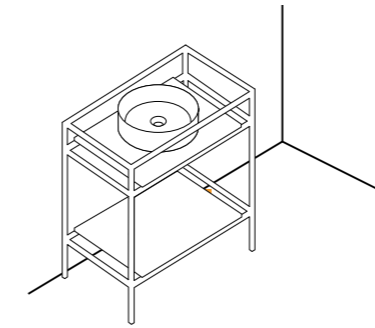
### FINITURE STRUTTURA / Structure finishes / Finitions structures / Acabado Estructuras

- nero / black  
noir / negro
- rame / copper  
cuivre / cobre
- oro chiaro / light gold  
or clair / oro claro

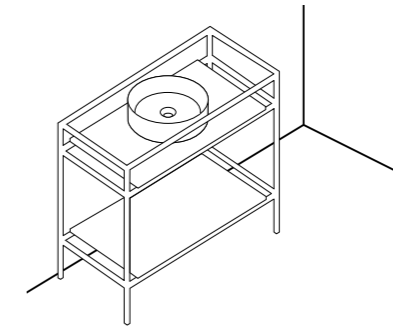
## TABULAE

### MENSOLA + STRUTTURA TERRA + CASSETTONE

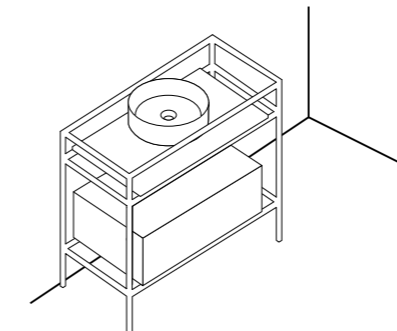
Ceramic shelf + floor structure + big drawer / Etagère + structure du sol + grand tiroir / Repisa + estructura a suelo + gran cajón



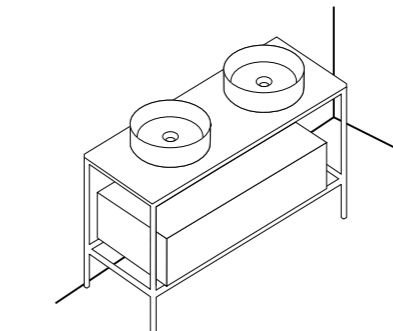
**art. 2071 + 2051 + 2057**  
cm 91 x 46



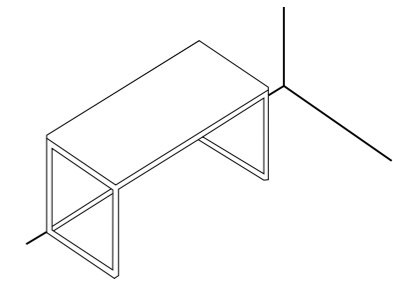
**art. 2072 + 2052 + 2058 - cm 111 x 46  
art. 2072 + 2053 + 2058 - cm 111 x 46 SX  
art. 2072 + 2060 + 2058 - cm 111 x 46 DX**



**art. 2072 + 2052 + 8916 - cm 111 x 46  
art. 2072 + 2053 + 8916 - cm 111 x 46 SX  
art. 2072 + 2053 + 8916 - cm 111 x 46 DX**



**art. 8914 + 8917 + 2055  
art. 8914 + 8917 + 2061**  
cm 121 x 46

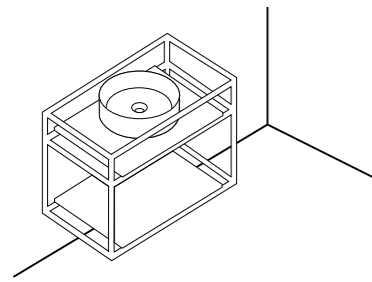


**art. 2080 + 2056 - cm 61 x 46  
art. 2079 + 2057 - cm 81 x 46**

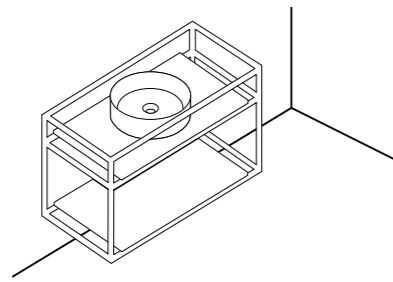
## TABULAE

### MENSOLA + STRUTTURA SOSPESA

Ceramic shelf + structure / Étagère + structure suspendue / Repisa + estructura suspendida



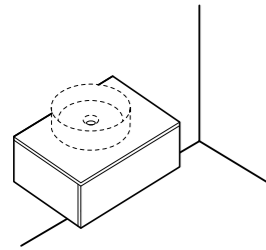
**art. 2074 + 2051 + 2057**  
cm 91 x 46



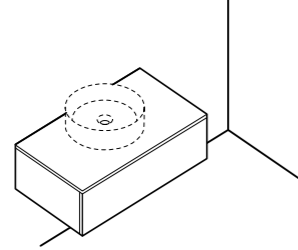
**art. 2075 + 2052 + 2058** - cm 111 x 46  
**art. 2075 + 2053 + 2058** - cm 111 x 46 SX  
**art. 2075 + 2060 + 2058** - cm 111 x 46 DX

### MENSOLA + MOBILE H24 CM

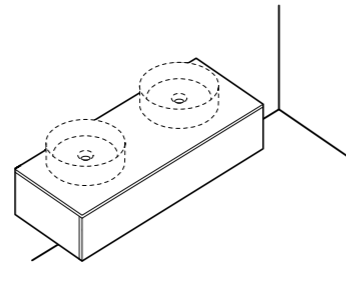
Ceramic shelf + H24 cm cabinet / Étagère + meuble H24 cm / Repisa + meuble H24 cm



**art. 2085 + 2051**  
cm 61 x 46



**art. 2084 + 2051**  
cm 81 x 46



**art. 2083 + 2054** - cm 121 x 46 2 FORI  
**art. 2083 + 2055** - cm 121 x 46 SX  
**art. 2083 + 2061** - cm 121 x 46 DX

### COLORI CERAMICA

Ceramic colors  
Couleurs céramiques  
Colores cerámicos

- bianco / white  
blanc / blanco
- bianco matt / matt white  
blanc mat / blanco mate
- nero matt / matt black  
noir mat / negro mate
- sabbia / matt sand  
sable mat / arena mate
- ottanio

### FINITURE STRUTTURE / Structure finishes / Finitions structures / Acabado Estructuras

- nero / black  
noir / negro
- rame / copper  
cuivre / cobre
- oro chiaro / light gold  
or clair / oro claro

### COLORI - FINITURE MOBILE / Furniture - Finishes colors / Couleurs - finitions meubles / Colores - acabados de muebles

- bianco  
white  
blanc  
blanco
- nero  
black  
noir  
negro
- moka  
moka  
moka
- fango  
mud  
boue  
barro
- sabbia  
sand  
sable  
arena
- impiallacciato rovere  
veneer oak  
chêne plaqué  
chapa roble

Si prega di fare particolare attenzione al peso totale della struttura e delle Tabulae e di verificare la tenuta dei fissaggi in base alla tipologia della parete.

Please, pay attention to the total weight of the structure and the Tabulae and check the tightness of the fasteners according to the type of wall.

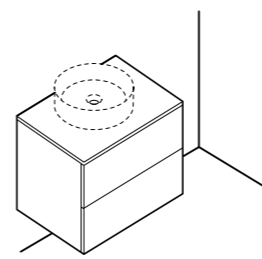
Veuillez faire attention au poids total de la structure et des Tabulae et vérifier l'étanchéité des fixations en fonction du type de mur.

Preste especial atención al peso total de la estructura y de la Tabulae y compruebe la resistencia de las fijaciones en base al tipo de pared.

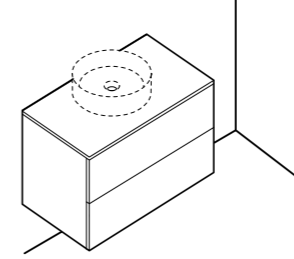
## TABULAE

### MENSOLA + MOBILE H46 CM

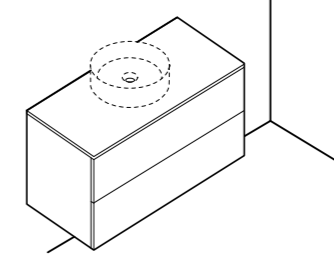
Ceramic shelf + H46 cm furniture / Étagère + meuble H46 cm / Repisa + meuble H46 cm



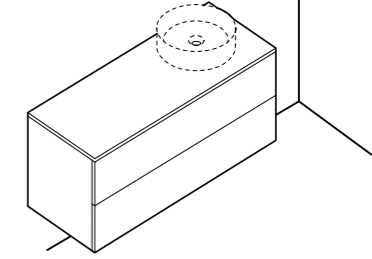
**art. 2065 + 2050**  
cm 61 x 46



**art. 2066 + 2051**  
cm 81 x 46



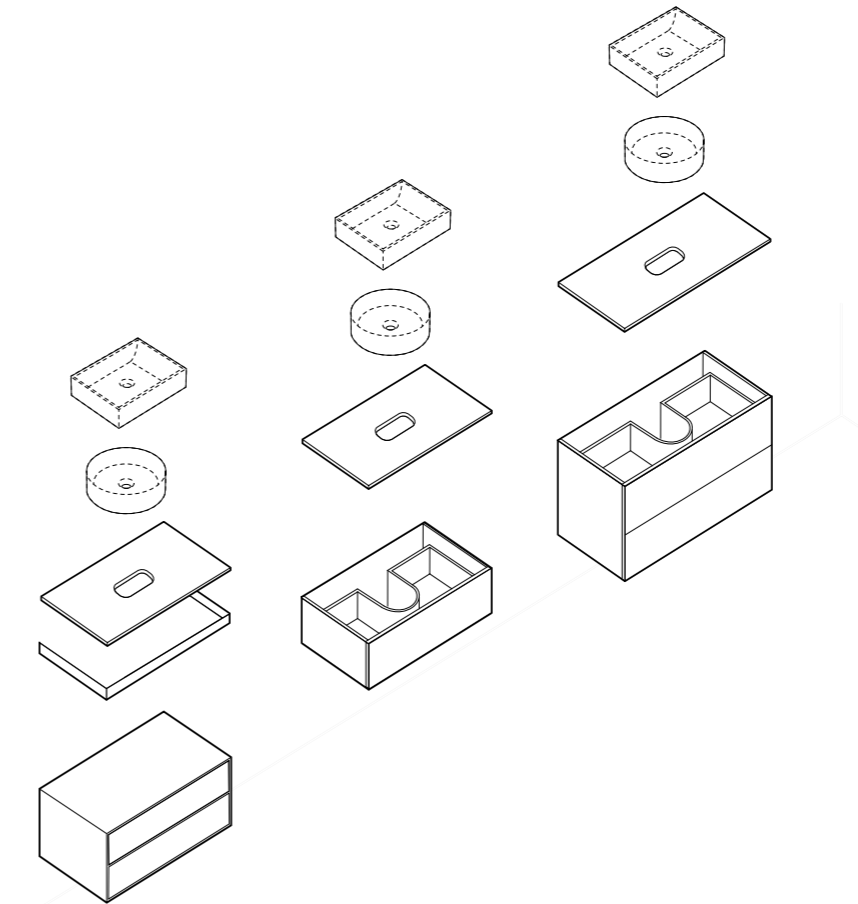
**art. 2067 + 2052**  
cm 101 x 46



**art. 2068 + 2055** - cm 121 x 46 SX  
**art. 2069 + 2061** - cm 121 x 46 DX

### SOLUZIONI

Solutions / Solutions / Soluciones

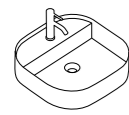




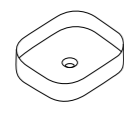
## SMART B

LAVABI

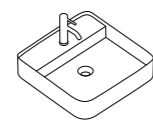
Washbasins / Lavabos / Lavabos



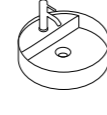
**art. 7403**  
cm 45 x 45



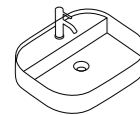
**art. 7406**  
cm 45 x 38



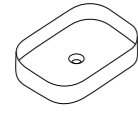
**art. 7412**  
cm 45 x 45



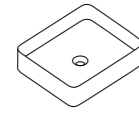
**art. 7404**  
cm 45Ø



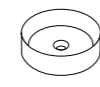
**art. 7401**  
cm 55 x 45



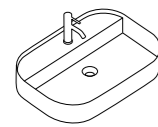
**art. 7402**  
cm 55 x 38



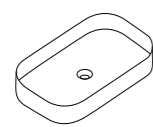
**art. 7414**  
cm 45 x 38



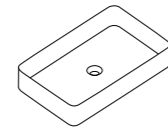
**art. 7405**  
cm 38Ø



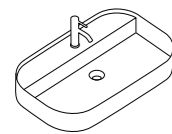
**art. 7400**  
cm 65 x 45



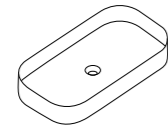
**art. 7407**  
cm 65 x 38



**art. 7415**  
cm 65 x 38



**art. 7408**  
cm 75 x 45



**art. 7409**  
cm 75 x 38

## COLORI CERAMICA

Ceramic colors

Couleurs céramiques

Colores cerámicos



**bianco** / white  
blanc / blanco



**bianco matt** / matt white  
blanc mat / blanco mate



**nero matt** / matt black  
noir mat / negro mate



**grigio matt** / matt grey  
gris mat / gris mate



**sabbia** / matt sand  
sable mat / arena mate



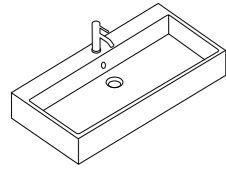
**ottanio**

## SMART B

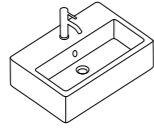
## PLUS DESIGN

LAVABI

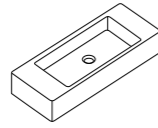
Washbasins / Lavabos / Lavabos



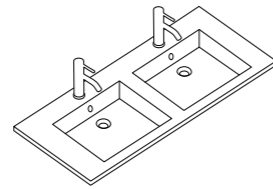
**art. 6100**  
cm 100 x 48



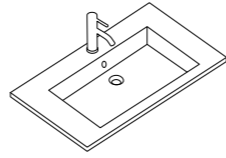
**art. 6032**  
**art. 6032M**  
cm 60 x 40



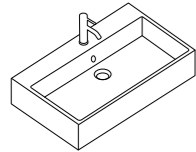
**art. 6036**  
**art. 6036S**  
cm 75 x 30



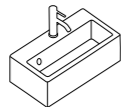
**art. 2044**  
cm 121 x 51



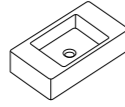
**art. 2043**  
cm 91 x 51



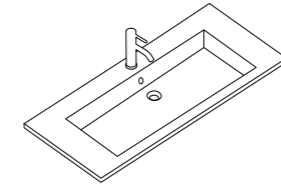
**art. 6101**  
cm 80 x 48



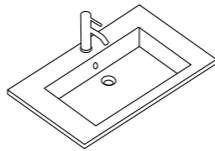
**art. 6031**  
**art. 6031M**  
cm 50 x 27



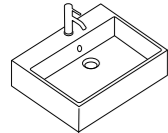
**art. 6035**  
**art. 6035S**  
cm 55 x 30



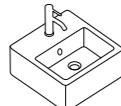
**art. 2047**  
cm 121 x 51



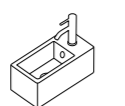
**art. 2031**  
cm 86 x 51



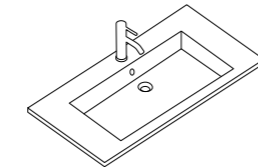
**art. 6102**  
cm 60 x 48



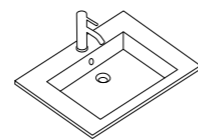
**art. 6034**  
**art. 6034M**  
cm 40 x 40



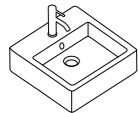
**art. 6030**  
**art. 6030M**  
cm 40 x 20



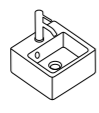
**art. 2033**  
cm 106 x 51



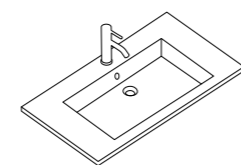
**art. 2030**  
cm 71 x 51



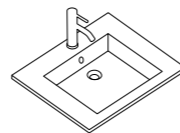
**art. 6022**  
**art. 6022FF**  
cm 48 x 48



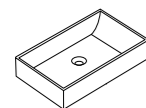
**art. 6033**  
**art. 6033M**  
cm 30 x 30



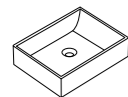
**art. 2032**  
cm 96 x 51



**art. 2045**  
cm 61 x 51

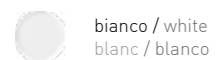


**art. 6103**  
cm 55 x 38



**art. 6104**  
cm 45 x 38

COLORI CERAMICA  
Ceramic colors  
Couleurs céramiques  
Colores cerámicos

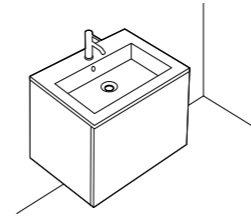


bianco / white  
blanc / blanco

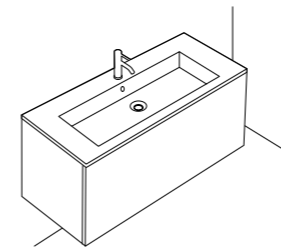
## PLUS DESIGN

MOBILI

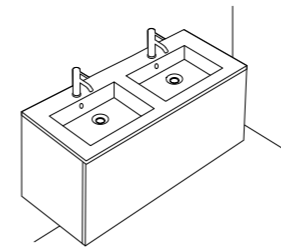
Furniture / Muebles / Muebles



**art. 5475** - cm 61 x 51  
**art. 5470** - cm 71 x 51  
**art. 5471** - cm 86 x 51  
**art. 5476** - cm 91 x 51



**art. 5472** - cm 96 x 51  
**art. 5473** - cm 106 x 51  
**art. 5474** - cm 121 x 51

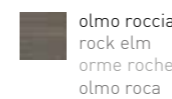


**art. 5474**  
cm 121 x 51

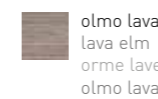
COLORI - FINITURE MOBILE / Furniture - Finishes colors / Couleurs - finitions meubles / Colores - acabados de muebles



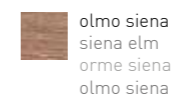
rovere rustico  
rough oak  
chêne rustique  
roble rustico



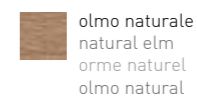
olmo roccia  
rock elm  
orme roche  
olmo roca



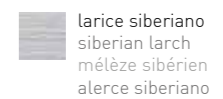
olmo lava  
lava elm  
orme lave  
olmo lava



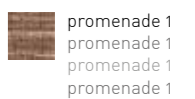
olmo siena  
siena elm  
orme siena  
olmo siena



olmo naturale  
natural elm  
orme naturel  
olmo natural



larice siberiano  
siberian larch  
mélèze sibérien  
alerce siberiano

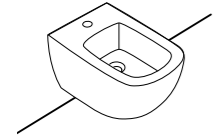


promenade 1  
promenade 1  
promenade 1

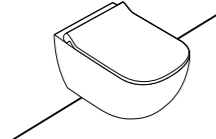
## PLUS DESIGN

WC E BIDET

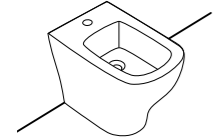
Wc and bidet / Cuvette et bidet / Inodoro y bidet



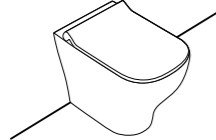
**art. 6112**  
cm 55 x 35



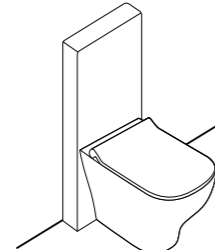
**art. 6111**  
cm 55 x 35



**art. 6114**  
cm 55 x 35




**art. 6113**  
cm 55 x 35



**art. 6117** - cm 55 x 35  
**art. 7113** cm 38 x 13

**COLORI CERAMICA**  
Ceramic colors  
Couleurs céramiques  
Colores cerámicos

 **bianco / white**  
blanc / blanco

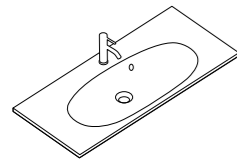
## PLUS DESIGN



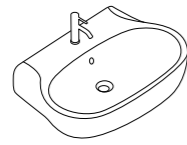
## ERGO

### LAVABI

Washbasins / Lavabos / Lavabos



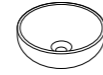
**art. 7101** - cm 75 x 45  
**art. 7102** - cm 85 x 45  
**art. 7103** - cm 105 x 45



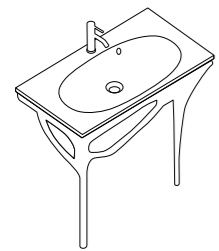
**art. 7120** - cm 70 x 48  
**art. 7119** - cm 55 x 48



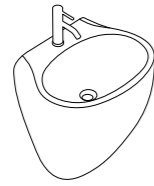
**art. 7104** \*  
 cm ø40



**art. 7105** \*  
 cm ø42



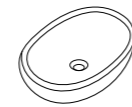
**art. 7123** - cm 85 x 45  
**art. 7156** - cm 105 x 45



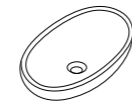
**art. 7100**  
 m 55 x 45



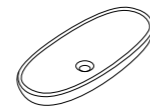
**art. 7148** \*\*\*\*  
 cm ø40



**art. 7106** \*  
 cm 60 x 36



**art. 9863**  
 cm 62 x 50



**art. 9864**  
 cm 87 x 37

### COLORI CERAMICA

Ceramic colors  
 Couleurs céramiques  
 Colores cerámicos

-  bianco / white  
blanc / blanco
- \*  bianco matt / matt white  
blanc mat / blanco mate

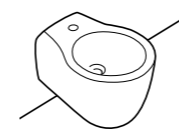
### FINITURE STRUTTURE

Structure finishes  
 Finitions structures  
 Acabado Estructuras

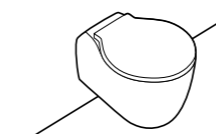
- \*\*\*\*  iroko / iroko / iroko / iroko

### WC E BIDET

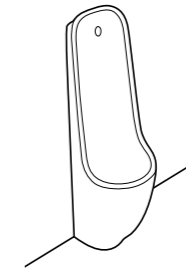
Wc and bidet / Cuvette et bidet / Inodoro y bidet



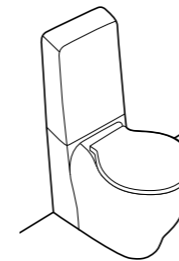
**art. 7110** \*  
 cm 51 x 36



**art. 7109** \*  
 cm 51 x 36



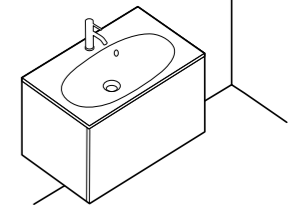
**art. 7116**  
 cm 34 x h110



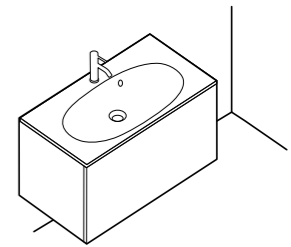
**art. 7111** \* - cm 62 x 36  
**art. 7112** \* - cm 15 x 30

### MOBILI

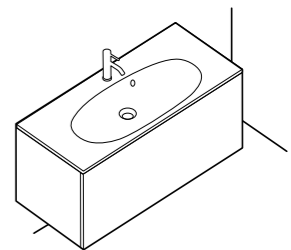
Furniture / Muebles / Muebles



**art. 7162**  
 cm 73 x 44 x h50





**art. 7161**  
 cm 83 x 44 x h50



**art. 7160**  
 cm 103 x 44 x h50








### COLORI CERAMICA

Ceramic colors  
 Couleurs céramiques  
 Colores cerámicos

-  bianco / white  
blanc / blanco
- \*  bianco matt / matt white  
blanc mat / blanco mate



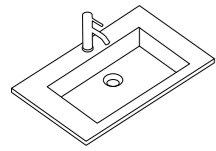
### COLORI - FINITURE MOBILE / Furniture - Finishes colors / Couleurs - finitions meubles / Colores - acabados de muebles

-  rovere rustico  
rough oak  
chêne rustique  
roble rustico
-  olmo roccia  
rock elm  
orme roche  
olmo roca
-  olmo lava  
lava elm  
orme lave  
olmo lava
-  olmo siena  
siena elm  
orme siena  
olmo siena
-  olmo naturale  
natural elm  
orme naturel  
olmo natural
-  larice siberiano  
siberian larch  
mélèze sibérien  
alerce siberiano
-  promenade 1  
promenade 1  
promenade 1

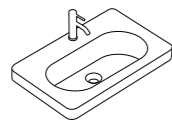
# EDEN

## LAVABI

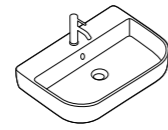
Washbasins / Lavabos / Lavabos



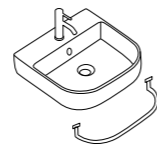
art. 7221 - cm 61 x 46  
art. 7222 - cm 71 x 46  
art. 7223 - cm 81 x 46



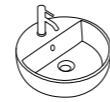
art. 5230  
cm 60 x 42



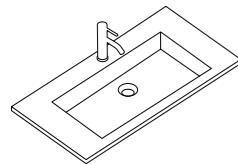
art. 5206 - cm 70 x 48  
art. 5209 - cm 70 x 48



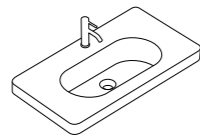
art. 5204 - cm 50 x 48



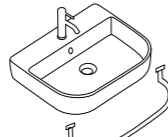
art. 5203  
cm ø48



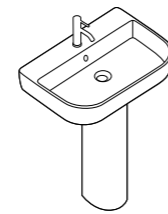
art. 7224 - cm 91 x 46  
art. 7225 - cm 101 x 46  
art. 7226 - cm 121 x 46



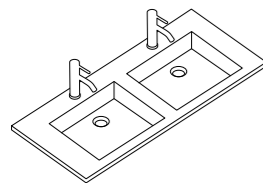
art. 5231  
cm 75 x 45



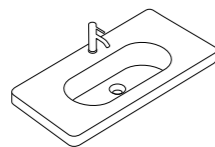
art. 5205 - cm 60 x 48  
art. 5208 - cm 60 x 48



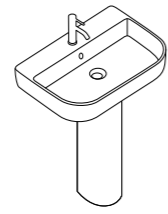
art. 5240  
cm 18 x 19 x h72



art. 7227 - cm 121 x 46  
art. 7228 - cm 141 x 46



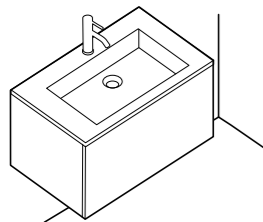
art. 5232  
cm 90 x 48



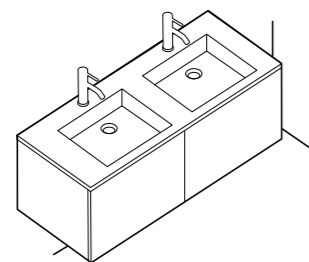
art. 5240  
cm 18 x 19 x h72

## MOBILI

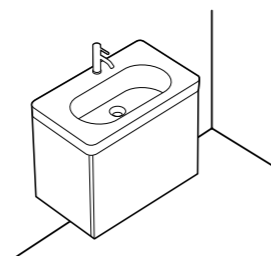
Furniture / Muebles / Muebles



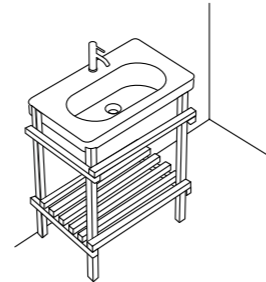
art. 7240 - cm 59 x 45  
art. 7241 - cm 69 x 45  
art. 7242 - cm 79 x 45  
art. 7243 - cm 89 x 45  
art. 7244 - cm 99 x 45  
art. 7245 - cm 119 x 45



art. 7246 - cm 139 x 45



art. 5281 - cm 58 x 45  
art. 5282 - cm 73 x 45



art. 7235 - cm 65 x 48  
art. 7230 - cm 79 x 47  
art. 7234 - cm 85 x 53

## COLORI CERAMICA

Ceramic colors  
Couleurs céramiques  
Colores cerámicos

bianco / white  
blanc / blanco

## COLORI - FINITURE MOBILE / Furniture - Finishes colors / Couleurs - finitions meubles / Colores - acabados de muebles

rovere rustico  
rough oak  
chêne rustique  
roble rustico

olmo roccia  
rock elm  
orme roche  
olmo roca

olmo lava  
lava elm  
orme lave  
olmo lava

olmo siena  
siena elm  
orme siena  
olmo siena

olmo naturale  
natural elm  
orme naturel  
olmo natural

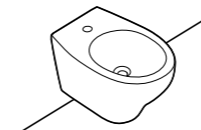
larice siberiano  
siberian larch  
mélèze sibérien  
alerce siberiano

promenade 1  
promenade 1  
promenade 1  
promenade 1

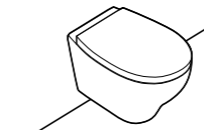
# EDEN

## WC E BIDET

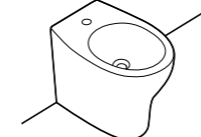
Wc and bidet / Cuvette et bidet / Inodoro y bidet



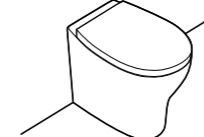
art. 7216  
cm 53 x 36



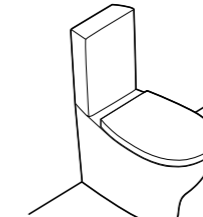
art. 7215 - cm 53 x 36  
art. 7212 - cm 53 x 36 RIMAWAY



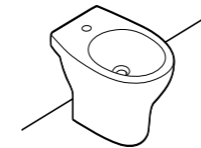
art. 7214  
cm 53 x 36



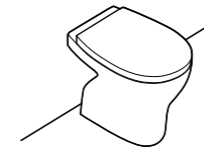
art. 7213  
cm 53 x 36



art. 7217 - cm 66 x 36  
art. 7218 - cm 29 x 15



art. 7253  
cm 53 x 36



art. 7252  
cm 53 x 36



## COLORI CERAMICA

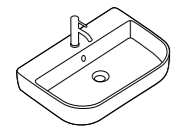
Ceramic colors  
Couleurs céramiques  
Colores cerámicos

bianco / white  
blanc / blanco

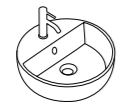
## M2

### LAVABI

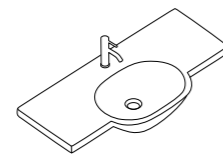
Washbasins / Lavabos / Lavabos



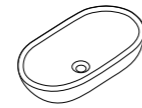
**art. 5206** - cm 70 x 48  
**art. 5209** - cm 70 x 48



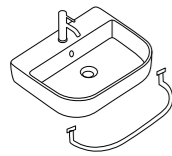
**art. 5203**  
cm ø48



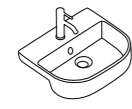
**art. 5236**  
cm 100 x 48



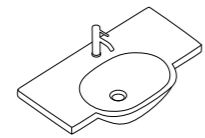
**art. 5234 \***  
cm 70 x 37



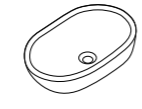
**art. 5205** - cm 60 x 48  
**art. 5208** - cm 60 x 48



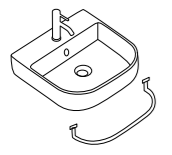
**art. 5201**  
cm 43 x 35



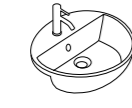
**art. 5235**  
cm 85 x 48



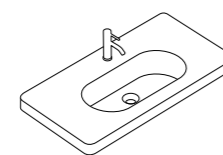
**art. 5233 \***  
cm 54 x 35



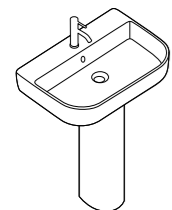
**art. 5204** - cm 50 x 48



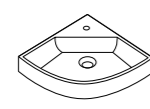
**art. 5200**  
cm 50 x 43



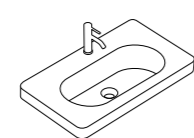
**art. 5231**  
cm 75 x 45



**art. 5240**  
cm 18 x 19 x h72




**art. 5202**  
cm 45 x 45



**art. 5230**  
cm 60 x 42

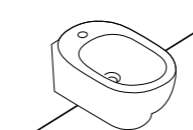
**COLORI CERAMICA**  
Ceramic colors  
Couleurs céramiques  
Colores cerámicos

 bianco / white  
blanc / blanco

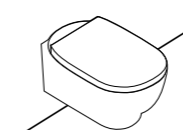
## M2

### WC E BIDET

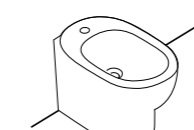
Wc and bidet / Cuvette et bidet / Inodoro y bidet



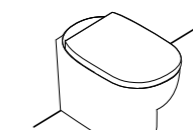
**art. 5246**  
cm 55 x 35



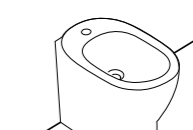
**art. 5245**  
cm 55 x 35



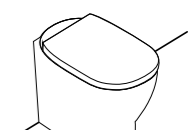
**art. 5217**  
cm 55 x 35



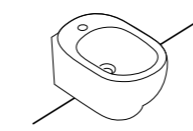
**art. 5216**  
cm 55 x 35



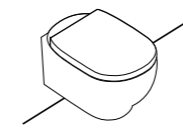
**art. 5248**  
cm 55 x 35 x H48



**art. 5247**  
cm 55 x 35 x H48



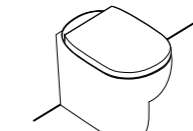
**art. 5219**  
cm 50 x 35



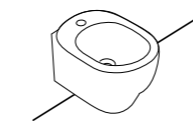
**art. 5218**  
cm 50 x 35



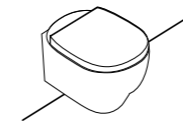
**art. 5215**  
cm 50 x 35



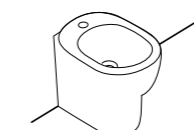
**art. 5214**  
cm 50 x 35



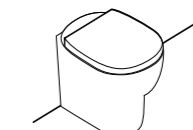
**art. 5210**  
cm 46 x 35



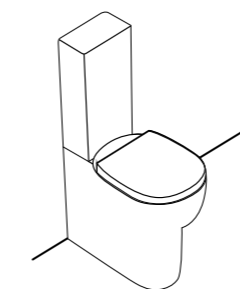
**art. 5249**  
cm 46 x 35



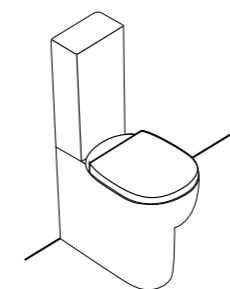
**art. 5213**  
cm 45 x 35



**art. 5211U**  
cm 45 x 35




**art. 5221** - cm 65 x 35  
**art. 5222** - cm 25 x 15



**art. 5220** - cm 60 x 35  
**art. 5222** - cm 25 x 15

**COLORI CERAMICA**  
Ceramic colors  
Couleurs céramiques  
Colores cerámicos

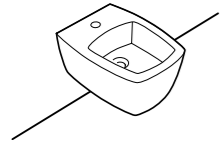
 bianco / white  
blanc / blanco



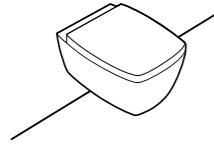
## SA02

WC E BIDET

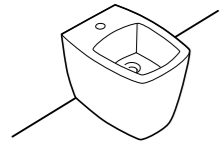
Wc and bidet / Cuvette et bidet / Inodoro y bidet



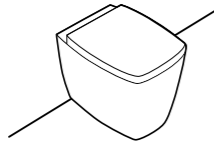
**art. 8970**  
cm 52 x 38



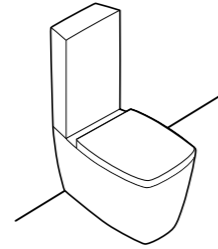
**art. 8971**  
cm 52 x 38



**art. 8960**  
cm 52 x 38






**art. 8961**  
cm 52 x 38



**art. 8962** - cm 64 x 38  
**art. 8964** - cm 33 x 15

### COLORI CERAMICA

Ceramic colors  
Couleurs céramiques  
Colores cerámicos

-  **bianco / white**  
blanc / blanco
-  **bianco matt / matt white**  
blanc mat / blanco mate
-  **nero / black**  
noir / negro

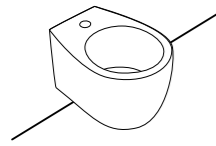
## SA02



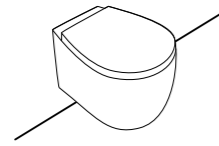
## XES

WC E BIDET

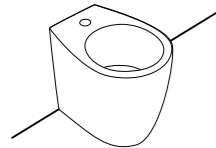
Wc and bidet / Cuvette et bidet / Inodoro y bidet



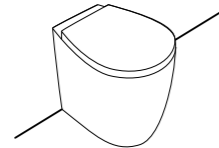
**art. 9906**  
cm 51 x 38



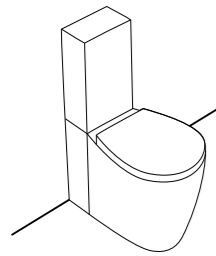
**art. 9907**  
cm 51 x 38



**art. 9908**  
cm 51 x 38



**art. 9909**  
cm 51 x 38



**art. 9910** - cm 66 x 38  
**art. 9925** - cm 29 x 16

### COLORI CERAMICA

Ceramic colors  
Couleurs céramiques  
Colores cerámicos

-  **bianco / white**  
blanc / blanco
-  **bianco matt / matt white**  
blanc mat / blanco mate
-  **nero / black**  
noir / negro
-  **nero matt / matt black**  
noir mat / negro mate

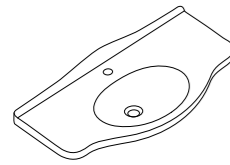
## XES



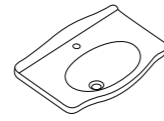
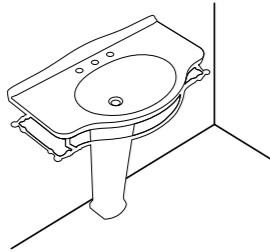


# ETHOS

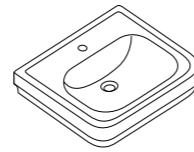
LAVABI  
Washbasins / Lavabos / Lavabos



art. 8435  
art. 8435M  
cm 110 x 54

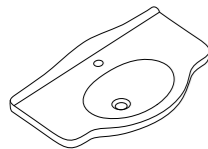


art. 8432  
art. 8432M  
cm 65 x 44

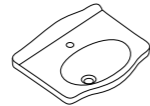
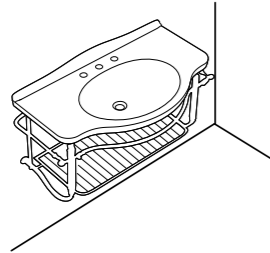


art. 8400  
art. 8400M  
cm 71 x 58

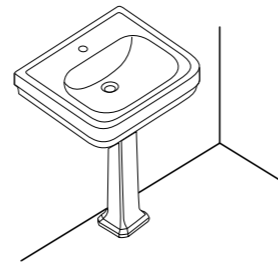
art. 8417  
art. 8417M  
cm 60 x 51



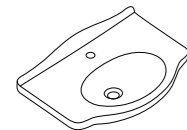
art. 8434  
art. 8434M  
cm 95 x 54



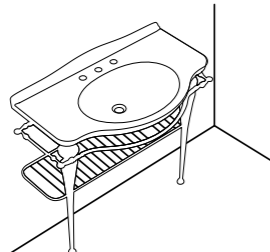
art. 8431  
art. 8431M  
cm 55 x 44



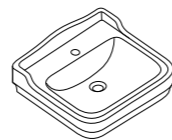
art. 8411



art. 8433  
art. 8433M  
cm 75 x 52

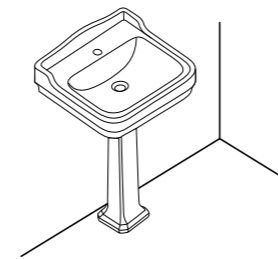


art. 8430  
cm 50 x 28




art. 8401  
art. 8401M  
cm 71 x 58

art. 8416  
art. 8416M  
cm 60 x 51



art. 8411



COLORI CERAMICA  
Ceramic colors  
Couleurs céramiques  
Colores cerámicos

-  bianco / white  
blanc / blanco
-  bianco matt / matt white  
blanc mat / blanco mate

FINITURE STRUTTURA / Structure finishes / Finitions structures / Acabado Estructuras

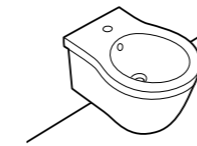
-  ottone cromato / chromed brass  
laiton chromé / latón cromado
-  alluminio anticato / old-looking aluminium  
aluminium vieilli / aluminio envejecido

COLORI - FINITURE MOBILE / Furniture - Finishes colors / Couleurs - finitions meubles / Colores - acabados de muebles

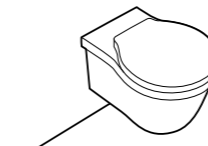
-  bianco  
white  
blanc  
blanco
-  nero  
black  
noir  
negro

# ETHOS

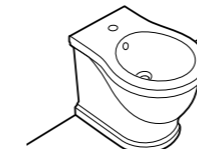
WC E BIDET  
Wc and bidet / Cuvette et bidet / Inodoro y bidet



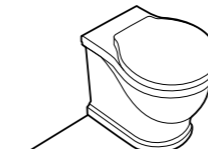
art. 8440M  
cm 55 x 38



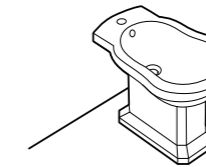
art. 8439  
cm 55 x 38



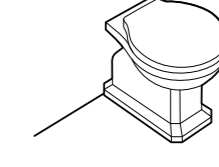
art. 8438M  
cm 55 x 38



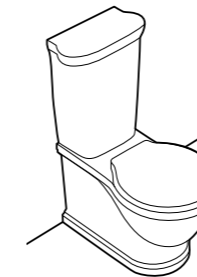
art. 8437  
cm 55 x 38



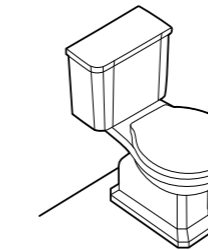
art. 8428  
cm 59 x 38



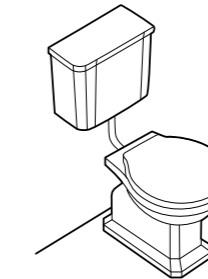
art. 8418  
cm 56 x 38



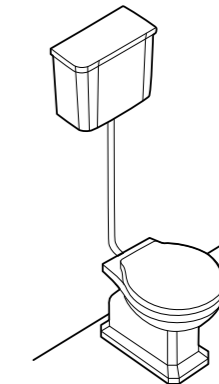
art. 8441 - cm 68 x 38  
art. 8490 - cm 40 x 18 x h49  
art. 8454 - cm 40 x 17 x h41



art. 8426 - cm 68 x 38  
art. 8427 - cm 60 x 38  
art. 8406 - cm 47 x 22



art. 8418 - cm 56 x 38  
art. 8419 - cm 56 x 38  
art. 8412 - cm 45 x 22



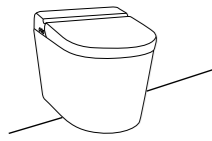
art. 8418 - cm 56 x 38  
art. 8419 - cm 56 x 38  
art. 8410 - cm 47 x 22



## HYGEA

### SMART TOILET

Smart Toilet / Smart Toilet / Smart Toilet



art. 6200

cm 59 x 38 x h39,5

Vaso sospeso SENZA BRIDA 59 x 37,5 cm con bidet elettronico integrato e coprivaso soft close. Ugello in acciaio inox, autopulente e con posizione variabile. Temperatura ed intensità del getto regolabili. Funzione pulizia posteriore, femminile, bambini e "Auto" (igiene + asciugatura). Ugello per asciugatura con temperatura ed intensità dell'aria regolabili. Controllo remoto, sensore radar e luce di cortesia. Memorizzazione preferenze, programma anticalcare e svuotamento automatico della tanica.

Wall-hung rimAWAY® Wc 59 x 37,5 cm, with integrated bidet and soft close seat-cover. Stainless-steel nozzle, variable nozzle automatic cleansing and position. Posterior and feminine cleansing. Kids and "Auto" functions (hygiene + dryer). Drier with adjustable air temperature and intensity. Remote control, radar sensor and courtesy light. User's memories, anti-lime program, automatic draining of the tank. (hygiene + dryer). Water temperature and air drying adjustable. User's memories, courtesy light, remote control, anti-lime program, automatic draining of the tank and radar sensor.



Toilette suspendue sans bride 59x37,5, avec bidet électrique intégré et abattant à retombée silencieuse. Bec en acier inoxydable, autonettoyant et à la position réglable. Température et intensité du jet réglables. Fonction grand arrière nettoyage, nettoyage féminin, nettoyage enfants et "Auto" (nettoyage+séchage). Bec pour séchage aux températures et intensités de l'eau réglables. Commande à distance, capteur radar et lumière de courtoisie. Sauvegarde de préférences, programme anti calcaire et vidange automatique du réservoir.

Inodoro suspendido SIN CANAL de lavabo 59x37,5cm con bidet electrónico integrado y tapa caída amortiguada. Boquilla en acero inoxidable, autolimpiante y con posición variable. Temperatura e intensidad del chorro regulable. Función limpieza posterior, femenina, bebé y auto (higiene+secado). Boquilla para secado con temperatura e intensidad regulable. Control remoto, sensor radar y luz de cortesia. Memorización de preferencias, programa anticalcareo y vaciado automático del tanque.

### COLORI CERAMICA

Ceramic colors  
Couleurs céramiques  
Colores cerámicos

- bianco / white  
blanc / blanco
- bianco matt / matt white  
blanc mat / blanco mate
- nero matt / matt black  
noir mat / negro mate
- grigio matt / matt grey  
gris mat / gris mate
- sabbia / matt sand  
sable mat / arena mate




## HYGEA

## VASCHE


Bathtubs / Baignoires / Bañeras

### QUADRA



**art. 8965**  
cm 167x80

### EDEN




**art. 7239** - cm 170x81 \*  
**art. 7251** - cm 150x76

#### COLORI ACRILICO

Acrylic colors  
Couleurs acrylique  
Colores acrílico

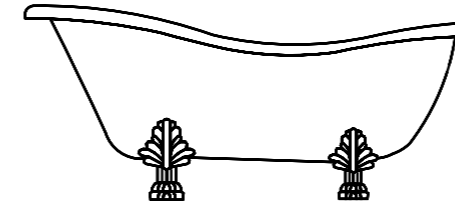
- bianco / white  
blanc / blanco
- \* ● bianco matt / matt white  
blanc mat / blanco mate

### FLOW



**art. 7320** \*  
cm 170x78

### ETHOS



**art. 8496**  
cm 170x80

**art. 8497** \*  
cm 170x80

#### COLORI VETRORESINA

Acrylic colors  
Couleurs acrylique  
Colores acrílico

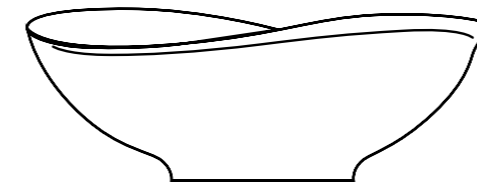
- bianco / white  
blanc / blanco
- \* ● esterno nero / black outside  
extérieur noir / Negro afuera

#### PIEDI

Feet  
Pieds  
Pies

- cromati / chromed  
chromé / cromados
- bianchi / white  
blanc / blanco
- oro / gold  
or / oro
- bronzo / bronze  
bronce / bronce

### MEG11



**art. 5418**  
cm 188x88

#### COLORI PIETRALUCE®

Pietraluce® colors  
Couleurs Pietraluce®  
Colores Pietraluce®

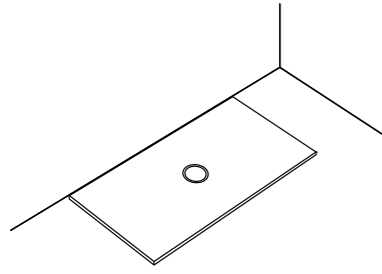
- bianco / white  
blanc / blanco
- bianco matt / matt white  
blanc mat / blanco mate
- nero / black  
noir / negro

## VASCHE

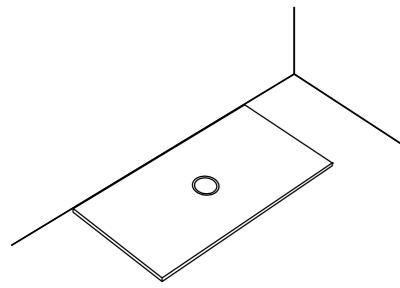
Bathtubs / Baignoires / Bañeras

# FOLIA

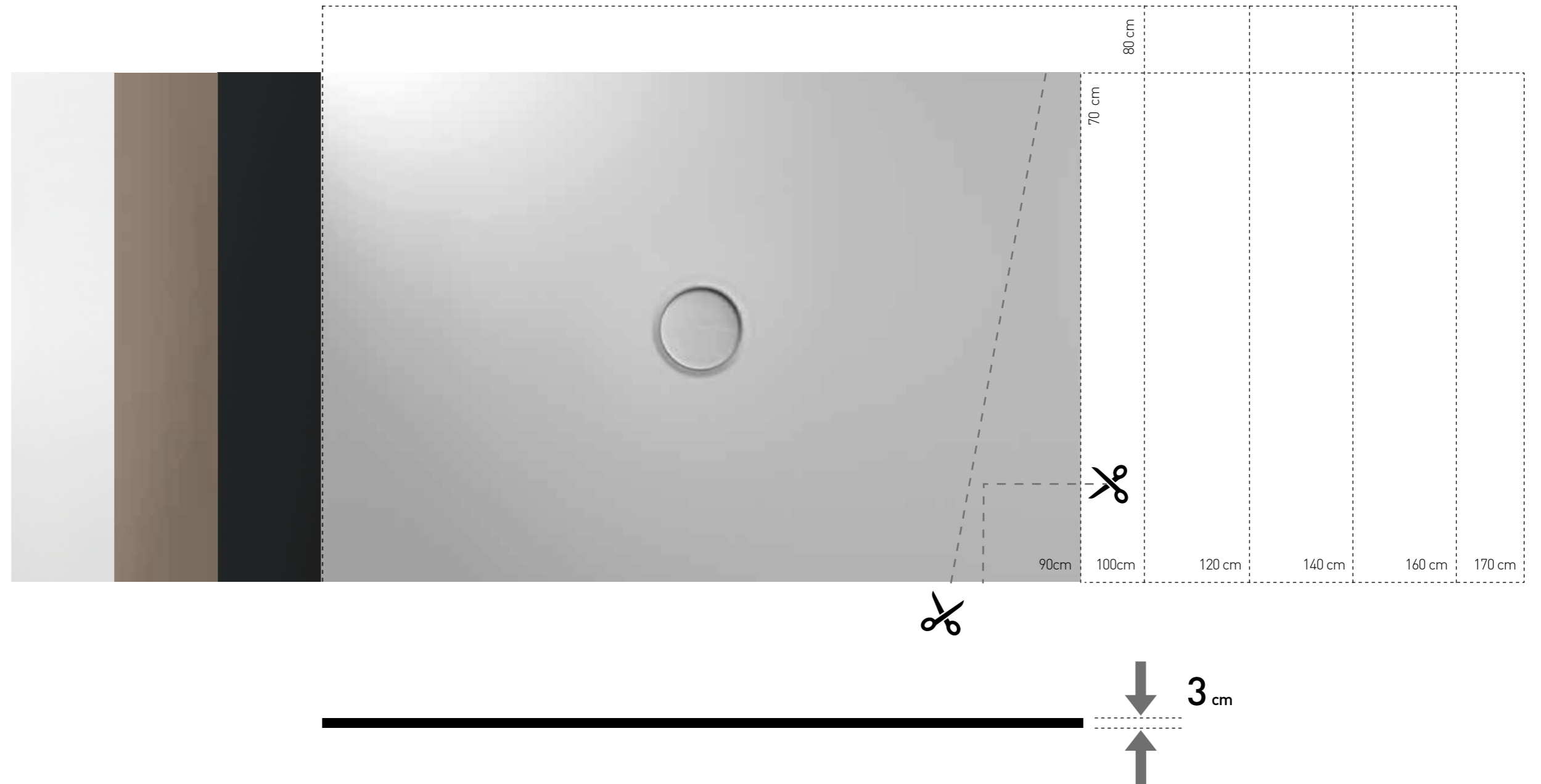
PIATTI DOCCIA  
Shower Trays / Platos de ducha / Receveurs de douche



- art. 1040 - cm 90 x 70
- art. 1041 - cm 100 x 70
- art. 1042 - cm 120 x 70
- art. 1043 - cm 140 x 70
- art. 1046 - cm 170 x 70



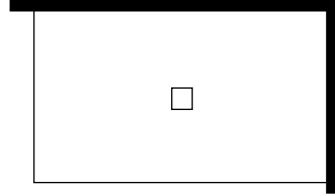
- art. 1050 - cm 100 x 80
- art. 1051 - cm 120 x 80
- art. 1052 - cm 140 x 80
- art. 1053 - cm 160 x 80



## PIANA

PIATTI DOCCIA

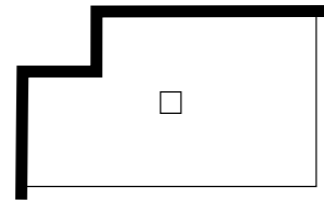
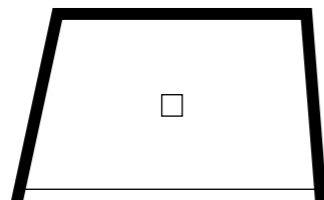
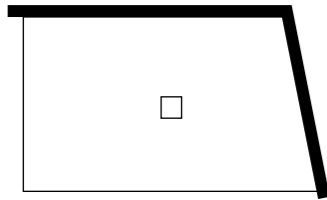
Shower Trays / Platos de ducha / Receveurs de douche



art. 1172 - cm 80x90xh3  
art. 1173 - cm 100x90xh3  
art. 1174 - cm 110x90xh3  
art. 1175 - cm 120x90xh3  
art. 1176 - cm 130x90xh3  
art. 1177 - cm 140x90xh3  
art. 1178 - cm 150x90xh3  
art. 1179 - cm 160x90xh3  
art. 1180 - cm 170x90xh3  
art. 1181 - cm 180x90xh3  
art. 1182 - cm 190x90xh3  
art. 1183 - cm 200x90xh3


art. 1112 - cm 80x80xh3  
art. 1113 - cm 100x80xh3  
art. 1114 - cm 110x80xh3  
art. 1115 - cm 120x80xh3  
art. 1116 - cm 130x80xh3  
art. 1117 - cm 140x80xh3  
art. 1118 - cm 150x80xh3  
art. 1119 - cm 160x80xh3  
art. 1120 - cm 170x80xh3  
art. 1121 - cm 180x80xh3  
art. 1122 - cm 190x80xh3  
art. 1123 - cm 200x80xh3

art. 1100 - cm 90x70xh3  
art. 1101 - cm 100x70xh3  
art. 1102 - cm 110x70xh3  
art. 1103 - cm 120x70xh3  
art. 1104 - cm 130x70xh3  
art. 1105 - cm 140x70xh3  
art. 1106 - cm 150x70xh3  
art. 1107 - cm 160x70xh3  
art. 1108 - cm 170x70xh3  
art. 1109 - cm 180x70xh3



COLORI CERAMICA  
Ceramic colors  
Couleurs céramiques  
Colores cerámicos

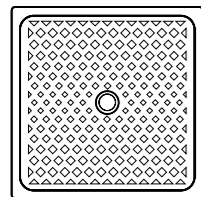
-  bianco / white  
blanc / blanco
-  grigio / grey  
gris / gris
-  nero / black  
noir / negro



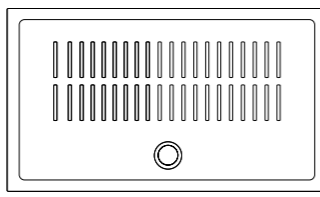
## H6/H10

PIATTI DOCCIA

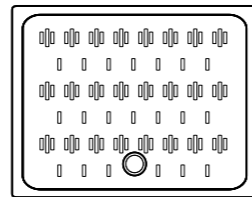
Shower Trays / Platos de ducha / Receveurs de douche



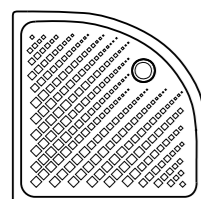
art. 1060 - cm 80x80xh6



art. 1021 - cm 90x72xh6



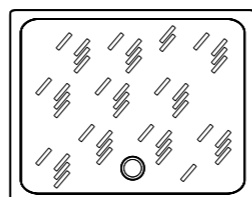
art. 1036 - cm 90x70xh10



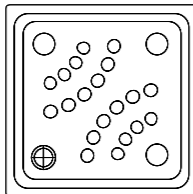
art. 1061 - cm 80x80xh6

art. 1062 - cm 90x90xh6

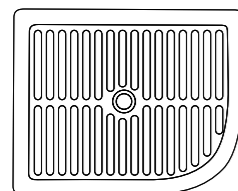
- art. 1027 - cm 90x90xh6
- art. 1034 - cm 100x70xh6
- art. 1026 - cm 100x80xh6
- art. 1022 - cm 100x75xh6
- art. 1023 - cm 110x75xh6
- art. 1035 - cm 120x70xh6
- art. 1024 - cm 120x80xh6
- art. 1025 - cm 140x80xh6



art. 1019 - cm 100x80xh11

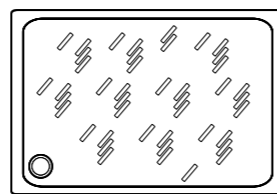


art. 1003 - cm 65x65xh8



art. 1018 - cm 72x90xh10


art. 1017 - cm 72x90xh10



art. 1016 - cm 100x70xh11

art. 1012 - cm 120x80xh11

art. 1014 - cm 120x70xh11

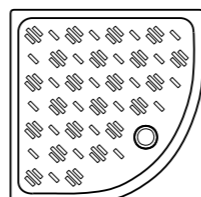


art. 1007 - cm 70x70xh9

Pedana in legno / Wooden platform

art. 1019/dx - cm 78x60xh3


art. 1019/sx - cm 78x60xh3



art. 1015 - cm 75x75xh10

art. 1004 - cm 80x80xh10

art. 1009 - cm 90x90xh10



art. 1001 - cm 75x75xh10

art. 1002 - cm 80x80xh10

art. 1008 - cm 90x90xh10

art. 1006 - cm 90x72xh10

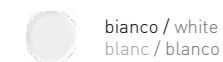
art. 1013 - cm 85x70xh10

### COLORI CERAMICA

Ceramic colors

Couleurs céramiques

Colores cerámicos

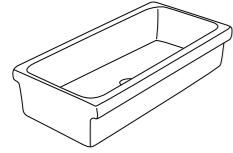


bianco / white  
blanc / blanco

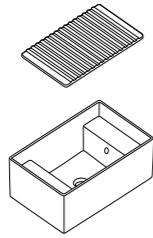


## LAVATOI

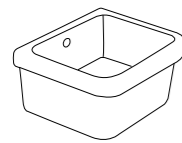
Wash-tubs / Bacs à laver / Lavaderos



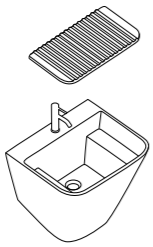
**art. 2005** - cm 90 x 45  
**art. 2007** - cm 120 x 45



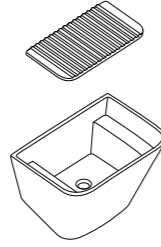
**art. 5484** \* \*\*  
cm 60 x 38



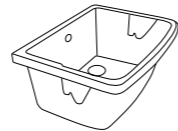
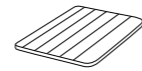
**art. 3001** - cm 42 x 38  
**art. 3002** - cm 60 x 45



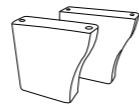
**art. 5482** \*  
cm 55 x 48



**art. 5403** \*  
cm 65 x 47



**art. 2001** - cm 60 x 50  
**art. 2002** - cm 75 x 60



**art. 2004** - cm h 32,5

### COLORI CERAMICA Ceramic colors Couleurs céramiques Colores cerámicos



**bianco** / white  
blanc / blanco

\*



**bianco matt** / matt white  
blanc mat / blanco mate

\*\*



**nero matt** / matt black  
noir mat / negro mate

## LAVATOI

Wash-tubs / Bacs à laver / Lavaderos

## CONDIZIONI GENERALI DI VENDITA

### PREZZI FRANCO FABBRICA IVA ESCLUSA

**SUI PREZZI DEL PRESENTE LISTINO VIENE ADDEBITATO IL 3% A PARZIALE RECUPERO DELLE SPESE DI IMBALLO, IL TRASPORTO VIENE ADDEBITATO AL COSTO. LE COMPOSIZIONI DEL PALLET SONO EVIDENZIATE NEL LISTINO, EVENTUALI VARIAZIONI DELLE COMPOSIZIONI STANDARD COMPORTERANNO UN ADDEBITO ULTERIORE NELL'IMBALLO AL COSTO.**

- 1) ORDINI.** L'ACCETTAZIONE DELL'ORDINE È SEMPRE SUBORDINATA ALL'APPROVAZIONE DELLA VENDITRICE, CHE PUÒ DARE CONFERMA SCRITTA ALL'ACQUIRENTE.
- 2) CONSEGNA.** LA CONSEGNA AVVIENE SEMPRE PRESSO IL NS. STABILIMENTO DI CORCHIANO, QUALUNQUE SIA LA DESTINAZIONE E LE CONDIZIONI PATTUITE. GLI ORDINI POSSONO ESSERE EVASI ANCHE FRAZIONATAMENTE. LA MERCE VIAGGIA SEMPRE A TOTALE RISCHIO E PERICOLO DEL COMMITTENTE ANCHE SE CONVENUTO IL TRASPORTO FRANCO DESTINO.
- 3) TRASPORTO.** IL TRASPORTO È A CARICO DEL COMMITTENTE. LE SPEDIZIONI PERTANTO AVVENGONO PER INCARICO E CONTO DEL COMMITTENTE, IL QUALE IN CASO DI AVARIE-ROTTURE-AMMANCHI DEVE IMMEDIATAMENTE NOTIFICARLO A MEZZO VETTORE ALLA NS. SOCIETÀ AL MOMENTO DELLA CONSEGNA. LA MERCE CONSEGNA RIMANE DI RISERVATO DOMINIO DELLA VENDITRICE FINO ALL'AVVENUTO PAGAMENTO.
- 4) TERMINI DI CONSEGNA.** I TERMINI DI CONSEGNA SI INTENDONO SEMPRE INDICATIVI ED IN RELAZIONE ALLE POSSIBILITÀ DEL MOMENTO. NON SI ASSUME ALCUNA RESPONSABILITÀ PER RITARDI O MANCATE CONSEGNE PER FATTI ED ATTI INDIPENDENTI DALLA NS. VOLONTÀ.
- 5) PREZZI.** POSSONO ESSERE VARIATI IN OGNI MOMENTO SENZA PREAVVISO E SOSTITUITI CON QUELLI IN VIGORE AL MOMENTO DELLA CONSEGNA DELLA MERCE, ANCHE SE RIFERITI AD ORDINI PRECEDENTI.
- 6) PAGAMENTI.** I PAGAMENTI SONO VALIDI SOLO SE EFFETTUATI CON I DIVERSI MEZZI, PRESSO LA SEDE SOCIALE DELL'AZIENDA E CON APPOSIZIONE DI REGOLARE QUIETANZA. QUALSIASI ALTRO PAGAMENTO RESTA A TOTALE RISCHIO DEL COMMITTENTE. I PAGAMENTI NON EFFETTUATI ALLE SCADENZE PATTUITE DANNO DIRITTO ALLA NS. SOCIETÀ DI SOSPENDERE LE FORNITURE IN CORSO. IN CASO DI RITARDO NEI PAGAMENTI CHIEDERÀ L'IMPORTO MAGGIORATO DEGLI INTERESSI DOVUTI CON RIFERIMENTO AL TASSO BANCARIO CORRENTE MAGGIORATO DI 2 PUNTI.
- 7) IMBALLO.** L'IMBALLAGGIO VIENE EFFETTUATO IN PALLETS E RETRAIBILE. EVENTUALI ALTRE FORME, DA CONCORDARE, COMPORTANO ULTERIORI ADDEBITI IN FATTURA, AL COSTO.
- 8) RECLAMI.** IN CASO DI ERRORI O DIFETTI DI FABBRICAZIONE IL COMPRATORE DEVE PRESENTARE ALLA NS. SOCIETÀ REGOLARE RILIEVO CON LETTERA RACCOMANDATA ENTRO 8 GG. DAL RICEVIMENTO DELLA FATTURA. IN CASO DI RICONOSCIMENTO DEI DIFETTI, LA NS. SOCIETÀ LIMITA LA SUA DIRETTA RESPONSABILITÀ AL DECLASSAMENTO O ALLA RESTITUZIONE DEI PEZZI RITENUTI NON IDONEI. NESSUNA ALTRA RESPONSABILITÀ NÈ DIRETTA NÈ INDIRETTA PUÒ PERTANTO ADDOSSARSI LA NS. SOCIETÀ: IL MATERIALE CONTESTATO NON DÀ DIRITTO ALLA SOSPENSIONE DEI PAGAMENTI.
- 9) MISURE E COLORI.** LE CARATTERISTICHE SONO INDICATE A PURO TITOLO INFORMATIVO, E SONO COMUNQUE SOGGETTE ALLA TOLLERANZA D'USO. GLI ARTICOLI PRODOTTI POSSONO ESSERE MODIFICATI O SOPPRESSI IN QUALSIASI MOMENTO SENZA PREAVVISO.
- 10) FORO.** PER QUALSIASI CONTESTAZIONE IL FORO COMPETENTE È SEMPRE QUELLO DI VITERBO, ANCHE SE IL CONTRATTO È STIPULATO ALTROVE.
- 11) LE PRESENTI CONDIZIONI GENERALI SI INTENDONO TOTALMENTE ACCETTATE DAL COMMITTENTE DAL MOMENTO DEL CONFERIMENTO DELL'ORDINE, O CON IL RITIRO DEI PRODOTTI.**

Spett.le Cliente,

a tutela del marchio e della nostre politiche commerciali, siamo a rimetterVi le condizioni alle quali attenersi per poter effettuare la vendita dei nostri prodotti, tramite il canale Internet (e-commerce).

### CONDIZIONI DI VENDITA IN " E-COMMERCE "

- A) i prodotti del catalogo Galassia potranno essere posti in vendita con uno sconto massimo, dal listino in vigore, del 35%, esclusa IVA, trasporti e costi accessori;
- B) le spese di trasporto, l'IVA e qualsiasi altro costo accessorio, dovranno essere disgiunti dal prezzo del nostro prodotto offerto, in modo tale da rendere trasparente ed inequivocabile, il prezzo di vendita;
- C) divieto di usare qualsiasi sistema di "asta al ribasso";
- D) potranno essere usate solo immagini ufficiali tratte dai nostri cataloghi, l'uso di altre immagini, dovrà essere autorizzato dalla GALASSIA SPA.

## GENERAL SALE TERMS

### EX-FACTORY PRICES - I.V.A. EXCLUDED

**ON THE PRESENT PRICE-LIST, PRICES WILL BE INCREASED OF 3% AT PARTIAL RECOVERING OF PACKING COST; THE SHIPMENT WILL BE DEBITED AT REAL COST. THE COMPOSITION OF EACH PALLET WILL BE SPECIFIED IN THE PRICE LIST. IF MODIFIED AS REGARDS THE STANDARD ONES, AN INCREASE AT COST WILL BE REQUESTED.**

- 1) ORDERS.** THE ACCEPTANCE OF THE ORDER WILL BE ALWAYS SUBMITTED TO THE APPROVAL OF THE VENDOR WHO CAN GIVE WRITTEN CONFIRMATION TO THE BUYER.
- 2) DELIVERY.** THE DELIVERY WILL BE EX-FACTORY AT OUR FACTORY-ADDRESS IN CORCHIANO, EVEN IF THE FINAL DESTINATION AND THE AGREED CONDITIONS ARE DIFFERENT. PARTIAL SHIPMENTS ARE ALLOWED. THE SAFETY OF THE GOODS WILL BE AT COMPLETE LIABILITY OF THE BUYER EVEN IF THE DELIVERY TERM IS AGREED FREE DESTINATION.
- 3) SHIPMENT.** THE SHIPMENT FREIGHT HAS TO BE PAID BY THE BUYER SO THE SHIPMENTS WILL BE PREVIOUSLY AGREED WITH HIM. IN CASE OF DAMAGES, BREAKAGES OR SHORTAGES OF THE GOODS, THE BUYER IS OBLIGED TO NOTIFY IT AT OUR COMPANY BY CARRIER AS SOON AS THE GOODS HAVE BEEN DELIVERED. IN THIS CASE THE DELIVERED GOODS WILL REMAIN PROPERTY OF THE VENDOR UNTIL RECEIPT OF PAYMENT.
- 4) DELIVERY TERMS.** DELIVERY TERMS HAVE TO BE CONSIDERED INDICATIVE AND IN RELATION TO THE POSSIBILITIES OF THE PERIOD. WE DO NOT ASSUME ANY KIND OF LIABILITY FOR DELAYS OR FOR DRAWBACK OF DELIVERIES IF DUE TO FACTS AND ACTS INDIPENDENT OF OUR WILL.
- 5) PRICES.** PRICES CAN CHANGE WITHOUT NOTICE AND CAN BE REPLACED WITH EFFECTIVE PRICES AT THE PERIOD OF THE DELIVERY OF THE GOODS, EVEN IF THEY REFER TO PREVIOUS ORDERS.
- 6) PAYMENT TERMS.** PAYMENTS ARE VALID ONLY IF EFFECTED AND ADDRESSED TO THE SOCIAL ADDRESS OF THE FIRM AND BY REGULAR QUITTANCE. ANY OTHER PAYMENT IS AT COMPLETE RISK OF THE BUYER. THE PAYMENTS NOT EFFECTED ACCORDING TO THE AGREED PAYMENT TERMS OR IF EXPIRED, GIVE RIGHT TO THE SOCIETY TO STOP THE OUTSTANDING DELIVERIES. IF PAYMENT WILL BE RECEIVED ON DELAY, THE SELLER WILL DEMAND THE TOTAL AMOUNT TO BE PAID, INCREASED OF THE CURRENT INTEREST RATE EQUAL TO TWO POINTS.
- 7) PACKING.** THE PACKING IS EFFECTED ON PALLETS AND IT IS RESTRICTABLE. OTHER KIND OF PACKING MUST BE PREVIOUSLY AGREED. IF ANY CHARGE IS NECESSARY, THIS WILL BE DEBITED ON THE COMMERCIAL INVOICE.
- 8) CLAIMS.** IN CASE OF ERRORS OR DEFECTS OF PRODUCTION, THE BUYER MUST PRESENT A CLAIM SENDING IT BY REGISTERED LETTER WITHIN 8 DAYS FROM THE RECEIPT OF THE INVOICE. IN CASE THE DEFECTS WILL BE CONFIRMED BY THE SELLER, THE FACTORY CAN EITHER DECLASS THE ITEMS OR CAN SUBSTITUTE THE NOT SALEABLE PIECES. ANY OTHER LIABILITY NEITHER INDIRECT NOR DIRECT CAN BE DEBITED TO OUR SOCIETY. THE CONTESTED GOODS DO NOT GIVE ANY RIGHT TO SUSPEND THE PAYMENTS.
- 9) SIZES AND COLOURS.** THE FEATURES OF THE ITEMS ARE INDICATED ONLY FOR INFORMATION AND ARE SUBJECT TO THE TOLERANCE DUE TO THE USE. THE PRODUCED ITEMS CAN BE MODIFIED OR ELIMINATED FROM PRODUCTION WITHOUT GIVING ANY KIND OF NOTICE TO THE BUYER
- 10) RELEVANT COURT.** ANY CONTROVERSY FALLS WITHIN THE COMPETENCE OF THE VITERBO COURT.
- 11) THE ABOVE-MENTIONED GENERAL SALE TERMS WILL BE CONSIDERED ENTIRELY ACCEPTED BY THE BUYER WHEN HE SUBSCRIBES THE ORDER OR WHEN THE PRODUCTS ARE COLLECTED.**

Dear customer,

In order to protect the trademark and our commercial policy, herewith you can find the business terms and conditions to sell our products through the Web (e-commerce).

### CONDITIONS OF SALE IN "E-COMMERCE"

- A) Galassia catalogue products can be sold with the maximum discount of the 35% (thirty-five per cent) from the RRP price list, excluding Vat, freight and additional costs;
- B) freight costs, Vat and further costs, will need to be clearly separated from the offered products, so that the sale price is clear;
- C) it is not allowed to use any system of lowering the price;
- D) you can just use official pictures and images from our catalogues, any other uses have to be authorized by Galassia spa.



## CONDITIONS GÉNÉRALES DE VENTE

### PRIX FRANCO USINE HORS TVA

**SUR LES PRIX INDIQUÉS DANS NOTRE TARIF, LE 3% EST FACTURÉ À COMPENSATION PARTIELLE DES FRAIS D'EMBALLAGE; LE TRANSPORT EST FACTURÉ AU COÛT. LES COMPOSITIONS DES PALETTES SONT SPÉCIFIÉES DANS LA LISTE DE PRIX. DES VARIATIONS ÉVENTUELLES DES COMPOSITIONS STANDARDS, COMPORTERONT UNE CHARGE SUPPLÉMENTAIRE DANS L'EMBALLAGE AU COÛT.**

- 1) COMMANDES.** L'ACCEPTATION DES COMMANDES EST TOUJOURS SUBORDONNÉE À L'APPROBATION DU VENDEUR, QUI PEUT DONNER UNE CONFIRMATION ÉCRITE À L'ACHETEUR.
- 2) LIVRAISON.** LA LIVRAISON EST FAITE DIRECTEMENT À NOTRE ÉTABLISSEMENT DE CORCHIANO QUELLES QUE SOIENT LA DESTINATION ET LES CONDITIONS CONVENUES. LES COMMANDES PEUVENT ÊTRE EXPÉDIÉES EN PLUSIEURS FOIS. LES MARCHANDISES VOYAGENT TOUJOURS AU RISQUE ET PÉRIL DU DESTINATAIRE, MÊME DANS LE CAS CONVENU D'UNE LIVRAISON FRANCO DESTINATION.
- 3) TRANSPORT.** LE TRANSPORT EST À LA CHARGE DU CLIENT. LES EXPÉDITIONS ONT LIEU AU NOM ET POUR COMPTE DU CLIENT QUI DOIT PRÉSENTER TOUT DE SUITE DES RÉCLAMATIONS PAR LE TRANSPORTEUR À NOTRE SOCIÉTÉ, DANS LE CAS D'AVARIES, DE CASSES ET DE MANQUANTS. LES MARCHANDISES LIVRÉES RESTENT PROPRIÉTÉ DU VENDEUR JUSQU'À SON PAIEMENT TOTAL.
- 4) DÉLAIS DE LIVRAISON.** LES DÉLAIS DE LIVRAISON SONT TOUJOURS INDICATIFS ET EN RELATION AVEC LES POSSIBILITÉS DU MOMENT. GALASSIA NE PEUT ASSUMER AUCUNE RESPONSABILITÉ POUR DES RETARDS OU DES MANQUANTS DANS LES LIVRAISONS POUR DES FAITS ET DES ACTES INDÉPENDANTS DE SA VOLONTÉ.
- 5) PRIX.** LES PRIX PEUVENT VARIER SANS PRÉAVIS ET SE SUBSTITUER À CEUX EN VIGUEUR LORS DE LA LIVRAISON DE LA MARCHANDISE ,MÊME S' ILS SE RÉFÈRENT À DES COMMANDES PRÉCÉDENTES.
- 6) PAIEMENTS.** LES PAIEMENTS SONT VALIDES SEULEMENT PAR LES DIFFÉRENTS MOYENS ACCEPTÉS PAR LE SIÈGE SOCIAL DE LA SOCIÉTÉ ET AVEC L'APPOSITION D'UNE QUITTANCE RÉGULIÈRE. TOUT AUTRE MOYEN DE PAIEMENT RESTE AU TOTAL RISQUE DU CLIENT. LES PAIEMENTS QUI NE SONT PAS EFFECTUÉS À L'ÉCHÉANCE CONVENU, DONNENT DROIT À NOTRE SOCIÉTÉ DE SUSPENDRE LES LIVRAISONS EN COURS. EN CAS DE RETARD DANS LES PAIEMENTS, NOTRE SOCIÉTÉ VA DEMANDER LE PAIEMENT MAJORÉ DES INTÉRÊTS DÛ À L'ÉGARD DES TAUX D'INTÉRÊT BANCAIRES EN VIGUEUR MAJORÉS DE 2 POINTS.
- 7) EMBALLAGE.** L'EMBALLAGE EST EFFECTUÉ SUR PALETTES RÉTRACTABLES OU D'AUTRES FORMES ÉVENTUELLES À CONVENIR QUI COMPORTERONT DES FRAIS ÉVENTUELS À AJOUTER À LA FACTURE.
- 8) RÉCLAMATIONS.** EN CAS D'ERREUR OU DE DÉFAUT DE FABRICATION , L'ACHETEUR DEVRA PRÉSENTER À NOTRE SOCIÉTÉ UNE RÉCLAMATION OFFICIELLE PAR LETTRE RECOMMANDÉE DANS LES 8 JOURS DE LA RÉCEPTION DE LA FACTURE. EN CAS DE RECONNAISSANCE DES DÉFAUTS , NOTRE SOCIÉTÉ LIMITE SA RESPONSABILITÉ DIRECTE AU DÉCLASSEMENT OU AU RETOUR DES PIÈCES QUI NE CONVIENNENT PAS . AUCUNE AUTRE RESPONSABILITÉ DIRECTE OU INDIRECTE NE PEUT ÊTRE RETENUE À NOTRE SOCIÉTÉ. LE MATÉRIEL CONTESTÉ NE DONNE PAS DROIT À LA SUSPENSION DES PAIEMENTS.
- 9) DIMENSIONS ET COULEURS.** LES CARACTÉRISTIQUES SONT INDIQUÉES À TITRE PUREMENT INFORMATIF ET SONT SOUMISES À LA TOLÉRANCE D'UTILISATION. LES ARTICLES PRODUITS PEUVENT ÊTRE MODIFIÉS OU SUPPRIMÉS À TOUT MOMENT SANS PRÉAVIS.
- 10) TRIBUNAL.** QUELLE QUE SOIT LA CONTESTATION , LE TRIBUNAL TOUJOURS COMPÉTENT ET CELUI DE VITERBO , MÊME SI LE CONTRAT EST ÉTABLI AILLEURS.
- 11) LES PRÉSENTES CONDITIONS S'ENTENDENT TOTALEMENT ACCEPTÉES DU CLIENT AU MOMENT DE LA CONFIRMATION DES COMMANDES OU LORS DU RETRAIT DES PRODUITS.**

Cher client,

Afin de protéger la marque aussi bien que notre politique commerciale, veuillez trouver ci-jointes, les conditions commerciales pour vendre nos produits à travers le Web (e-commerce).

### CONDITIONS DE VENTE EN "E-COMMERCE"

- Les produits du catalogue Galassia peuvent être vendus avec la réduction maximale, à partir de la liste de prix public en charge, du 35% (trente-cinq pour cent), TVA, frais et coûts supplémentaires exclus;
- Les frais de transport, Tva et d'autres coûts doivent être séparés du produit offert, de façon que le prix de vente soit clair;
- Il est interdit d'utiliser tout système de baisser le prix;
- Vous pouvez simplement utiliser des photos et des images officielles de nos catalogues, toute autre utilisation doit être autorisée par GALASSIA SPA.

## CONDICIONES GENERALES DE VENTA

### PRECIOS FRANCO FÁBRICA, IVA NO INCLUIDO.

**SOBRE EL PRECIO DE LA PRESENTE TARIFA NO ESTÁ INCLUIDO TRANSPORTE QUE SE FACTURARÁ AL COSTO. LA COMPOSICIÓN POR PALET PODRÁ ENCONTRARLA EN LA TARIFA DE PRECIOS. CUALQUIER OTRA COMPOSICIÓN QUE NO SEA ESTÁNDAR IMPLICARÁ UN RECARGO AL ADQUIRIENTE DEL 3%.**

- 1) PEDIDO.** LA ACEPTACIÓN DEL PEDIDO ESTÁ SIEMPRE SUBORDINADA A LA APROBACIÓN DE LA VENTA, DÁNDO POR NUESTRA PARTE CONFIRMACIÓN POR ESCRITO AL ADQUIRIENTE.
- 2) ENTREGA.** LA ENTREGA SE REALIZARÁ EN NUESTRO ESTABLECIMIENTO DE MADRID, EXCEPTUANDO CONDICIONES PARTICULARES. LOS PEDIDOS PODRÁN SER SERVIDOS FRACCIONADAMENTE. LAS RESPONSABILIDAD DE LA MERCANCÍA UNA VEZ SACADAS DE NUESTRO ESTABLECIMIENTO ES RESPONSABILIDAD DEL ADQUIRIENTE.
- 3) TRANSPORTE.** EL TRANSPORTE SERÁ A CARGO DEL ADQUIRIENTE. EN CASO DE ROTURA, AVERÍA O CUALQUIER OTRA ANOMALÍA DEBERÁ NOTIFICARLO INMEDIATAMENTE. POR ESCRITO EN EL ALBARÁN DE LA AGENCIA DE TRANSPORTE Y EN EL MOMENTO DE LA DESCARGA. GALASSIA HISPANIA IEN NINGÚN CASO SE HARÁ RESPONSABLE DE RECLAMACIONES POSTERIORES POR ROTUR.
- 4) PLAZO DE ENTREGA.** EL PLAZO DE ENTREGA SERÁ ORIENTATIVO EN RELACIÓN A LA POSIBILIDAD DEL MOMENTO. GALASSIA HISPANIA NO ASUMIRÁ NINGUNA RESPONSABILIDAD POR POSIBLES RETRASOS EN LA ENTREGA, QUE SON AJENOS A NUESTRA VOLUNTAD.
- 5) PRECIO.** PODRÁ HABER ALGUNA VARIACIÓN DE PRECIOS SIN PREVIO AVISO, Y LAS MERCANCÍAS SERÁN FACTURADAS AL PRECIO QUE ESTÉ EN VIGOR EN EL MOMENTO DE LA ENTREGA, AUNQUE EL PEDIDO SEA ANTERIOR A LA VARIACIÓN DE LOS PRECIO.
- 6) TÉRMINOS DE PAGO.** EL PAGO SOLO SERÁ VÁLIDO SI SE REALIZA CON DOCUMENTOS FORMALES DE PAGO EN MONEDA DE CURSO LEGAL ESPAÑOLA. EN CASO DE NO REALIZARSE EN LAS CONDICIONES PACTADAS GALASSIA HISPANIA S.A. PODRÁ SUSPENDER EL SUMINISTRO INMEDIATO DE MERCANCÍAS, ASI COMO INICIAR LAS ACCIONES JUDICIALES QUE CREA CONVENIENTES. CUALQUIER RETRASO EN EL PAGO IMPLICA UN RECARGO DEL INTERÉS BANCARIO DEL MOMENTO MÁS DOS PUNTOS.
- 7) EMBALAJES.** EL EMBALAJE DE LA MERCANCÍA VIENE EN PALETS. CUALQUIER OTRO TIPO DE EMBALAJE QUE EL ADQUIRIENTE SOLICITE LE SERÁ FACTURADO AL PRECIO DE COSTE. LOS PEDIDOS DE PALETS COMBINADOS TENDRÁN UN INCREMENTO DE 10 EUROS POR PALET.
- 8) RECLAMACIONES.** EN CASO DE ERROR O DEFECTO DE FABRICACIÓN EL ADQUIRIENTE TIENE OCHO DIAS PARA NOTIFICARLO POR ESCRITO A GALASSIA HISPANIA, LA CUAL SE HARÁ CARGO DE RETIRARLO O SUSTITUIRLO. EN CASO DE DEFECTO TENDRÁ QUE SER CONFIRMADO POR UNA PERSONA AUTORIZADA DE GALASSIA HISPANIA S.A. UNA VEZ TRANSCURRIDO ESTE PLAZO LA EMPRESA NO SE RESPONSABILIZARÁ DEL MATERIAL. CUALQUIER ERROR NO DARÁ EN NINGUN CASO DERECHO AL ADQUIRIENTE A LA SUSPENSIÓN DE LOS PAGOS. TODA LA MERCANCÍA SERÁ PROPIENDA DE GALASSIA HISPANIA HASTA QUE NO ESTE COMPLETAMENTE PAGADA.
- 9) MEDIDAS Y COLORES.** LAS CARACTERÍSTICAS ESTÁN INDICADAS A TÍTULO INFORMATIVO, Y ESTÁN SUJETAS A POSIBLES VARIACIONES. LOS ARTÍCULOS EXPUESTOS PUEDEN VERSE SUJETOS A MODIFICACIONES O ELIMINADOS DE LA PRODUCCIÓN SIN PREVIO AVISO.
- 10) LA PARTE ADQUIRIENTE ACEPTA SOMETERSE EXPRESAMENTE A LOS TRIBUNALES Y JURISPRUDENCIA DE MADRID, ANTE CUALQUIER DESAVENENCIA ENTRE LAS PARTES.**
- 11) TSE ENTIENDEN TOTALMENTE ACEPTADAS LAS PRESENTES CONDICIONES GENERALES POR PARTE DEL ADQUIRIENTE EN EL MOMENTO DE LA REALIZACIÓN DE UN PEDIDO O EN LA RETIRADA DE MATERIAL.**

Estimado Cliente,

Para proteger la marca y nuestras políticas comerciales, estas son las condiciones que se deben seguir para vender nuestros productos, a través del canal de Internet (comercio electrónico).

### CONDICIONES DE VENTA POR "COMERCIO ELECTRÓNICO":

- Los productos en el catálogo de Galassia se pueden vender con un descuento máximo del 35% de la lista de precios en vigor, excluyendo IVA, transporte y gastos accesorios;
- El coste del transporte, el IVA y cualquier otro coste accesorios deben estar separados del precio de nuestro producto ofrecido, de tal manera que el precio de venta sea transparente e inequívoco;
- Prohibir el uso de cualquier sistema de "subasta a la baja";
- Solo se pueden usar imágenes oficiales tomadas de nuestros catálogos, el uso de otras imágenes debe ser autorizado por GALASSIA SPA.

# GALASSIA Italy

Zona Industriale loc. Pantalone  
01030 Corchiano (VT) - Italy  
T +39 0761 573134  
F +39 0761 573458  
info@ceramicagalassia.com

Filiale: Galassia Hispania s.a.u.  
c/puerto rico n°4 - 28971  
Griñon - Madrid (ES) - Spain  
T +34 91.810.34.77  
F +34 91.814.94.42  
info@galassiahispania.com

www.ceramicagalassia.it

Direzione artistica e concept:  
Gabriella Ciaschi

Rendering & Print:  
**Telligraf**  
Edizione n.1 / Settembre 2020

Ogni prodotto Galassia viene progettato e realizzato in Italia, secondo gli standard di qualità rispondenti alle norme 9001 ISO e 14001 ISO, monitorando e controllando ogni fase del processo produttivo e riducendo così l'impatto ambientale.

Each Galassia product is designed and made in Italy, according to the quality standard complying with Iso 9001 and 14001. Production cycle is supervised and controlled in order to reduce environmental issues.

Chaque produit de Galassia est conçu et fabriqué en Italie selon les normes de qualité conformes aux standards ISO 9001 et ISO 14001, en contrôlant et en vérifiant chaque phase du processus de production en réduisant ainsi l'impact sur l'environnement.

Cada producto Galassia está diseñado y fabricado en Italia, de acuerdo con los estándares de calidad correspondientes a la norma ISO 9001 e ISO 14001, monitorizando y controlando cada fase del proceso productivo y reduciendo así, el impacto ambiental.

Galassia Spa persegue la filosofia di migliorare i prodotti aggiungendo nuovi materiali, innovazioni progettuali e tecnologie produttive. E' quindi possibile che i prodotti presentino caratteristiche e dimensioni diverse, migliorative rispetto a quelle illustrate. Tali variazioni possono avvenire senza alcun preavviso.

Galassia spa is constantly improving its products by adding new materials, new projects and modern production technologies. For this reason it is possible that, in the future, without notice, the dimensions or the features of the products might be subject to change and improvement respect to those shown.

Galassia poursuit sa philosophie d'améliorer les produits en ajoutant de nouveaux matériaux, des innovations conceptuelles et des technologies productives. Il est donc possible que les produits présentent des caractéristiques et des dimensions différentes, ils proposent donc une amélioration par rapport aux détails ici présentés. De telles variations peuvent être apportées sans aucun préavis.

Galassia Spa persigue la filosofía de mejorar los productos con la incorporación de nuevos materiales, innovación proyectual y tecnologías productivas. Por lo tanto, es posible que los productos tengan características y dimensiones diferentes, mejores respecto a las ilustradas. Tales variaciones pueden presentarse sin preaviso.



ADI Design Index 2003



ADI Design Index 2004



ADI Design Index 2013

**DESIGN PLUS** 2003



product  
design award

2012

Certified Quality System ISO 9001 - ISO 14001



UNI EN ISO  
9001:2015



UNI EN ISO  
14001:2004

grandesignEtico®

02

BATHROOM  
COLLECTION

**GALASSIA**  
*Italy*