

**GALASSIA**  
*Italy*

GENERAL CATALOGUE

GENERAL CATALOGUE

**GALASSIA**  
*Italy*

GENERAL CATALOGUE

**GALASSIA**  
*Italy*

[www.ceramicagalassia.it](http://www.ceramicagalassia.it)

[www.ceramicagalassia.it](http://www.ceramicagalassia.it)



ADI Design Index

ADI DESIGN INDEX

2013  
Collection ERGO  
Urinal



product  
design award  
2012

IF DESIGN

2012  
Collection MEG11  
Washbasin-Wash tub



ITALIAN DESIGN DOT

I.DOT

2009  
Collection MOD



ADI Design Index

ADI DESIGN INDEX

2004  
Collection ORBIS  
Washbasin



ADI Design Index

ADI DESIGN INDEX

2003  
Collection SA02

DESIGN PLUS

DESIGN PLUS

2003  
Collection SA02

Concept: Antonio Pascale  
Styling: Stefania Nicolosi  
Photos: Roberto Costantini, Lorenzo Borgianni  
Stampa: Telligraf Edizione n.1/Settembre 2017

Galassia s.p.a.  
Zona industriale loc. Pantalone  
01030 Corchiano (VT) - Italy  
tel. +39 0761 573134  
fax +39 0761 573458  
info@ceramicagalassia.com

Filial: Galassia Hispania s.a.u.  
c/puerto rico n°4 - 28971  
Griñon - Madrid (ES) - España  
tel. +34 91.810.34.77  
fax +34 91.814.94.42  
info@galassiahispania.com

www.ceramicagalassia.it

## INDICE

smartB	10
Dream	42
MEG11	72
Ergo	110
Sa02	144
Plus Design	170
M2	206
Eden	242
Ethos	270
Midas	322
Mobili-Furniture	342
Accessori-Accessories	366
Specchi-Mirrors	372
Dual_traslato-Drain adjustable	376
RIMAWAY-Without Rim	384
Lavabi arredo-Washbasins	390
Rubetteria-Taps	396
Piatti doccia in ceramica-Ceramic shower trays	402
Piatti doccia PIANA-Piana shower trays	416
Piatti doccia BETON-Beton shower trays	424
Vasche-Bath tubs	430
Community	442
Comfort Line	448
Lavelli/Lavatoi - Kitchen sinks/Wash tubs	454

Da oltre 30 anni Galassia opera nella produzione della ceramica per l'ambiente bagno e cucina con l'impegno e l'obiettivo di realizzare prodotti in cui convivono funzionalità, armonia delle forme con un design unico ed una qualità ineguagliabile.

Galassia has been committed in the ceramic bathroom sector and kitchen environment with the aim of creating products which match functionality, harmony of shapes with a unique design and incomparable quality. Thanks to continuous updates and improve-

Grazie ai continui aggiornamenti e perfezionamenti sulle tecniche di lavorazione, all'utilizzo delle ultime tecnologie produttive abbinata all'abilità artigiana dei suoi operatori, Galassia ha raggiunto negli ultimi anni altissimi livelli qualitativi di produzione.

ments on processing techniques, the use of the latest production technologies combined with artisan skill of its operators, Galassia has achieved in recent years the highest quality production levels.



Durante más de 30 años, Galassia ha estado trabajando en la producción de ambientes cerámicos de baño y cocina con el compromiso y el objetivo de crear productos que combinen funcionalidad, armonía de forma con un diseño único y una calidad inigualable. Gracias a las continuas mejoras y

Galassia travaille dans la production de salles de bains et de cuisine en céramique depuis plus de 30 ans, avec l'engagement et l'objectif de créer des produits qui combinent fonctionnalité, harmonie de forme avec un design unique et une qualité sans égal. Grâce aux actualizations et améliorations

refinamientos en las técnicas de procesamiento, el uso de las últimas tecnologías de producción junto con la artesanía de sus operadores, Galassia ha alcanzado niveles de producción de alta calidad en los últimos años.

continues des techniques de traitement, de l'utilisation de dernières technologies de production associées à l'artisanat de ses opérateurs, Galassia a atteint des niveaux de production de très haute qualité dans ces dernières années.







Creatività progettuale ed innovazione fanno di Galassia un modello di riferimento dell'industria della ceramica sanitaria e del Made in Italy nel mondo.

Design creativity and innovation make Galassia a reference model for the ceramic sanitary wares industry and for the Made in Italy worldwide.

La creatividad y la innovación del diseño hacen de Galassia un modelo de referencia para la industria sanitaria cerámica y por el Made in Italy en todo el mundo.

Design de créativité et d'innovation font de Galassia un modèle de référence pour l'industrie de la céramique et pour le Made in Italy dans le monde entier.

DESIGN

Esperienza produttiva e cultura industriale coniugano l'utilizzo di tecnologie innovative all'abilità artigiana.

Production experience and industrial culture combine the use of innovative technology with craftsmanship.

La experiencia de producción y la cultura industrial combinan el uso de la tecnología innovadora con la artesanía.

L'expérience de production et la culture industrielle combinent l'utilisation de la technologie innovante avec l'artisanat.

ESPERIENZA



Continui investimenti e ricerca costante nella tecnologia dei macchinari per migliorare l'efficienza produttiva e la qualità del prodotto.

Continuous investments and constant research in technology machinery to improve production efficiency and product quality.

Continuas inversiones e investigación constante en tecnología de maquinaria para mejorar la eficiencia de producción y la calidad del producto.

La poursuite des investissements et de la recherche continue dans la technologie des machineries pour améliorer l'efficacité de la production et la qualité des produits.

TECNOLOGIA

Forme e superfici della ceramica prive di imperfezioni, grazie agli altissimi standard di produzione e all'utilizzo dei materiali più innovativi.

Ceramic shapes and surfaces without imperfections, thanks to the high standards of production and the use of the most innovative materials.

Formas y superficies cerámicas sin imperfecciones gracias a los más altos estándares de producción y al uso de los materiales más innovadores.

Les formes et les surfaces de la céramique sans imperfections, grâce aux normes élevées de production et de l'utilisation des matériaux les plus innovants.

HIGHERGLAZE

QUALITÀ

Risparmio di risorse ambientali ed energetiche come prerogativa etica ed obiettivo aziendale.

Saving environmental and energy resources as an ethical prerogative and business goal.

Ahorro de recursos ambientales y energéticos como una prerrogativa ética y objetivo comercial.

Économiser les ressources environnementales et énergétiques en tant que prérogative éthique et objectif commercial.

GREEN CHALLENGE

SOSTENIBILITÀ

**Qualità superiore per l'innovativo smalto applicato sulla ceramica direttamente in fase di cottura. La superficie risulta essere perfettamente liscia, non permettendo allo sporco e al calcare di depositarsi. Questo garantisce durevole brillantezza, piacevolezza al tatto, alta protezione da graffi, da abrasioni ed da agenti esterni. L'estrema facilità di pulizia inoltre permette l'utilizzo di un minor consumo di acqua e detersivi nel rispetto dell'ambiente.**

Higher quality for the innovative enamel applied directly on the ceramic during firing. The surface appears to be perfectly smooth, not allowing dirt and limestone to settle. This ensures durable brilliance, pleasing to the touch, high protection from scratches, abrasions and from external agents. The extreme ease of cleaning also allows the use of a lower consumption of water and detergents, respecting the environment.

Mayor calidad para el esmalte innovador aplicado directamente a la cerámica en la fase de cocción. La superficie parece ser perfectamente lisa, no permitiendo que la suciedad y la piedra caliza se asienten. Esto asegura un brillo duradero, un placer del tacto, alta protección contra los arañazos, abrasiones y de los agentes externos. La limpieza extremadamente fácil también permite menos consumo de agua y detergente, respetando el medio ambiente.

Qualité supérieure pour l'émail innovant appliqué directement à la céramique dans la phase de cuisson. La surface est parfaitement lisse, ne permettant pas de laisser la saleté et la lime s'installer. Cela garantit la brillance durable, le plaisir au toucher, haute protection contre les rayures, abrasions et des agents externes. L'extrême facilité de nettoyage permet également l'utilisation d'une plus faible consommation d'eau et de détergents, en respectant l'environnement.



**Idrorepellente: l'acqua scivola velocemente sulla superficie**

Water-repellent: Water slides fast on the surface.

Hidrorepelente: El agua se desliza rápidamente en la superficie.

Imperméable à l'eau: l'eau coule rapidement sur la surface

**IDROREPELLENTE**



**Facilità e velocità di pulizia.**

Easy and quick cleaning.

Facilidad y velocidad de limpieza.

Facilité et rapidité de nettoyage.

**IGIENICO**



**La superficie risulta essere perfettamente liscia.**

The surface is perfectly smooth.

La superficie es perfectamente lisa.

La surface est parfaitement lisse.

**LEVIGATO**



**GREEN CHALLENGE**

**Sostenibilità ambientale: ridotto consumo di acqua e detersivi per la pulizia.**

Environmental Sustainability: reduced water consumption and cleaning detergents.

Sustentabilidad ambiental: reducción del consumo de agua y detergentes de limpieza.

Durabilité environnementale: réduction de la consommation d'eau et nettoyage des détergents.

**GREEN**



**Maggiore brillantezza della superficie.**

Greater surface brilliance.

Brillo superficial mayor.

Grand éclat de surface.

**BRILLANTE**



**Resistenza agli urti, graffi ed abrasioni.**

Impact, scratch and abrasion resistance.

Resistencia al impacto, arañazos y abrasión.

Résistance aux chocs, aux rayures et à l'abrasion.

**RESISTENTE**



**Alta resistenza agli agenti esterni, maggiore durevolezza nel tempo.**

High resistance to external agents, longer durability.

Alta resistencia a agentes externos, mayor durabilidad.

Haute résistance aux agents extérieurs, durabilité plus longue.

**DUREVOLE**

**ZEROBACT® è una barriera totale contro i batteri, un innovativo smalto antibatterico che viene applicato sulla ceramica direttamente in fase di cottura. E' in grado di garantire una protezione duratura e definitiva da germi e batteri con un'efficacia quasi totale, pari al 99,9%.  
Certificazione ISO 22196:2011**

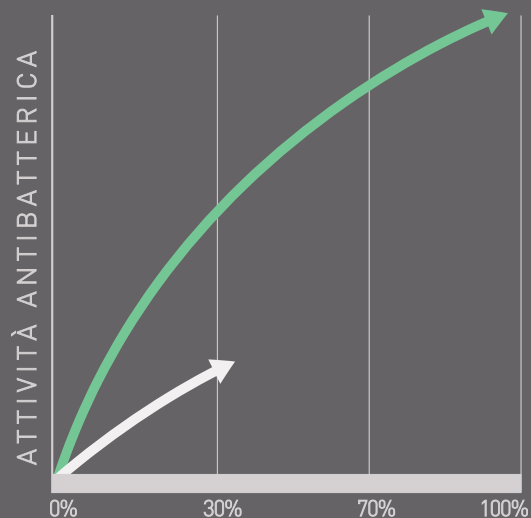
ZEROBACT® is a total barrier against bacteria, an innovative antibacterial enamel which is applied directly on the ceramic during firing. The enamel is capable of ensuring a lasting and definitive protection against germs and bacteria with an effectiveness almost total, equal to 99.9%.  
Certification ISO 22196: 2011

Lo smalto ZEROBACT® viene fornito su richiesta.  
ZEROBACT® enamel is supplied on request.

ZEROBACT® es una barrera total contra las bacterias, un esmalte antibacteriano innovador que se aplica a la cerámica directamente durante la cocción. El esmalte es capaz de asegurar una protección duradera y definitiva contra los gérmenes y bacterias con una eficacia casi total, igual a 99,9%.  
Certificación ISO 22196: 2011

ZEROBACT® est une barrière totale contre les bactéries, un émail antibactérien innovant appliqué à la céramique directement pendant la cuisson. L'émail peut fournir une protection durable et définitive contre les germes et les bactéries avec une efficacité presque totale de 99,9%.  
Certification ISO 22196: 2011

El esmalte ZEROBACT® se suministra bajo pedido.  
L'émail ZEROBACT® est fourni sur demande.



smalto ZEROBACT



smalto standard



**I test di laboratorio hanno certificato secondo metodo ISO 22196:2011 un significativo abbattimento della carica batterica, pari al 99,9%.**

Laboratory tests certified according to ISO 22196: 2011 a significant reduction of bacterial load, equal to 99.9%

Las pruebas de laboratorio han sido certificadas según ISO 22196: 2011 una reducción significativa de la carga bacteriana, igual al 99,9%.

Les tests de laboratoire ont été certifiés selon ISO 22196: 2011 une réduction significative de la charge bactérienne, soit 99,9%



**ANTIBATTERICO**

**PULITO**

**RESISTENTE**

**DUREVOLE**

**Resistente al calcare e ad urti ed abrasioni.**

Resistant to limestone, to impact and to abrasion.

Resistente a la piedra caliza y el impacto y la abrasión.

Résistant au calcaire et à l'impact et à l'abrasion.

**Facilità e velocità di pulizia.**

Easy and quick cleaning.

Facilidad y velocidad de limpieza.

Facilité et rapidité de nettoyage.

**Il processo integrato di cottura dello smalto assicura maggior durevolezza delle superfici nel tempo.**

The integrated process of enamel firing ensures greater durability of the surfaces over time.

El proceso integrado de cocción de esmalte garantiza una mayor durabilidad de las superficies con el tiempo.

Le processus intégré de cuisson de l'émail assure une plus grande durabilité des surfaces au fil du temps.

# smartB - XES



95x45 - art. 7410



95x38 - art. 7411



45x45 - art. 7412



ø45 - art. 7404



75x45 - art. 7408



75x38 - art. 7409



65x38 - art. 7415



ø38 - art. 7405



65x45 - art. 7400



65x38 - art. 7407



45x38 - art. 7414



ø42 - art. 6070



55x45 - art. 7401



55x38 - art. 7402



64x42 - art. 6071



45x45 - art. 7403




45x38 - art. 7406

## WC - BIDET IN ABBINAMENTO XES



51x38 - art. 9906



51x38 - art. 9908



55x35 - 5480V2



55x35 - 5412



51x38 - art. 9907



51x38 - art. 9909



55x35 - 5481V2



55x35 - 5411



66x38 - art. 9910  
29x16 - art. 9925

## VASCA - BATHTUB

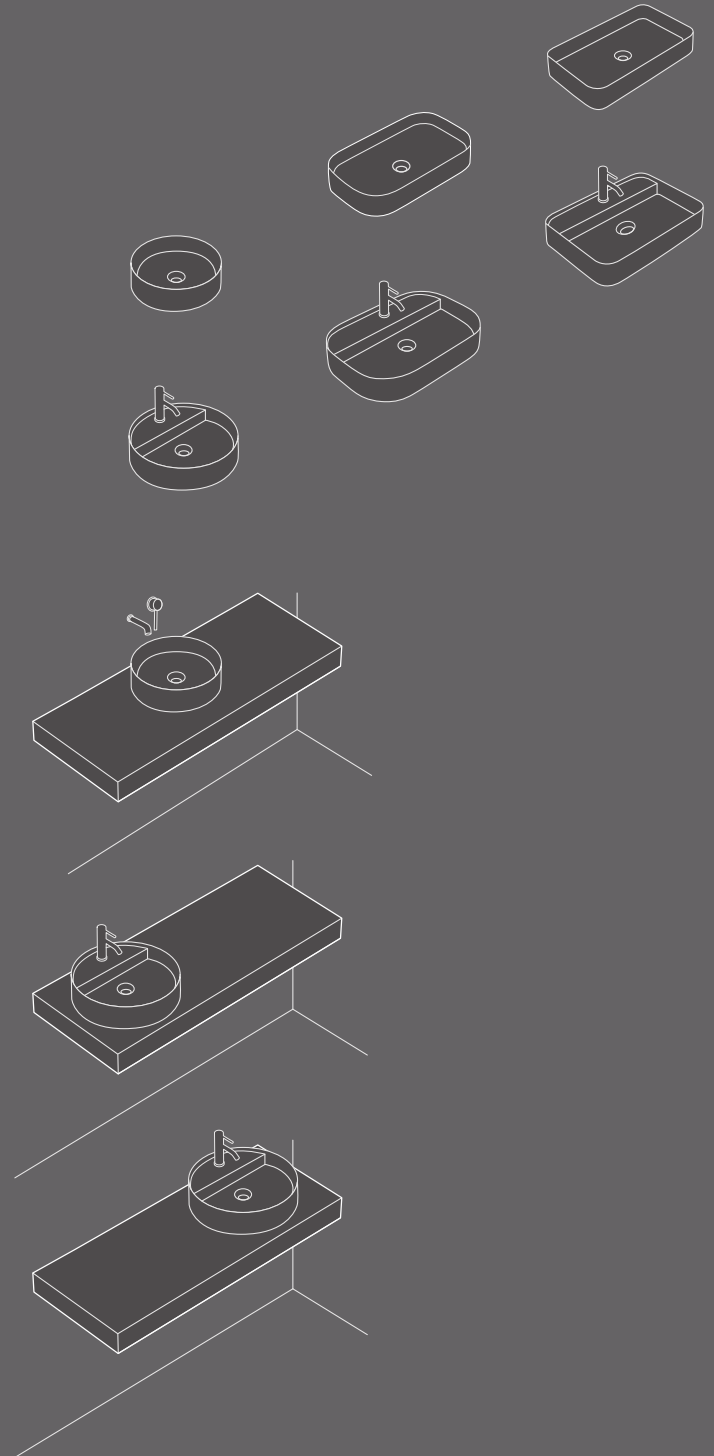


170x78 - art. 7320



smartB

smartB







**QUALITÀ** / Quality / Calidad / Qualité

Utilizzo di un nuovo smalto ceramico che rende le superfici più brillanti, levigate, durevoli nel tempo e più resistenti al calcare e ai batteri.

Use of a new ceramic glaze which makes surfaces more brilliant, polished, durable and resistant to limestone and bacteria.

Uso de un nuevo esmalte cerámico que hace la superficie más brillante, lisa, duradera en el tiempo y más resistente a la cal y bacterias.

Utilisation d'un nouveau vernis céramique qui rend les surfaces plus brillantes, lisses, durables dans le temps et plus résistantes au calcaire et aux bactéries.



**ESTETICA** / Aesthetics / Estética / Esthétique

Riduzione degli spessori del bordo perimetrale dei lavabi per un'estetica più attuale.

Reduction of the washbasins edges' thickness for a more contemporary aesthetics.

Reducción del espesor del borde del lavabo para una estética más moderna.

Réduction de l'épaisseur du bord des lavabos pour une esthétique plus moderne.

**COLORI**

- bianco/white/blanco/blanc
- bianco mat/white matt  
blanco mate/blanc mat
- ottanio/ottanio/ottanio/bleu pétrole
- sabbia/sand/arena/sable
- nero/black/negro/noir
- nero mat/black matt  
negro mate/noir mat



**PILETTA**

Piletta di scarico realizzata in ceramica.

Ceramic drain.

Valvula de descarga en cerámica.

Bonde en céramique.



**ADATTABILITÀ** / Adaptability / Adaptabilidad / Adaptabilité

Vasta gamma di lavabi realizzati in più formati.

A wide range of washbasins made in several sizes.

Amplia gama de lavabos realizados en más dimensiones.

Large gamme de lavabos fabriqués en plusieurs dimensions.

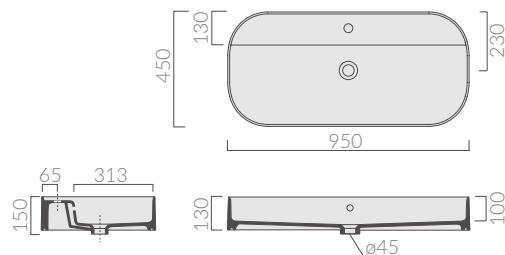
95



**95x45**  
**Lavabo da appoggio.**  
 Countertop washbasin.  
 Lavabo de apoyo.  
 Lavabo à poser.

Art.

7410	bianco/white blanco/blanc
7410MT	bianco mat/white matt blanco mate/blanc mat
7410NE	nero/black negro/noir
7410NEMT	nero mat/black matt negro mate/noir mat
74100N	ottanio/ottanio ottanio/bleu pétrole
7410SA	sabbia/sand arena/sable



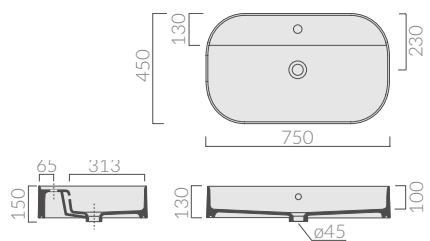
75



**75x45**  
**Lavabo da appoggio.**  
 Countertop washbasin.  
 Lavabo de apoyo.  
 Lavabo à poser.

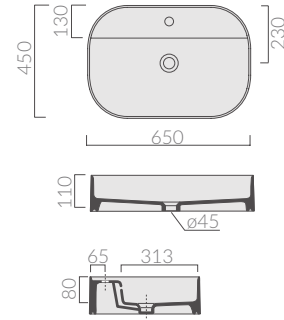
Art.

7408	bianco/white blanco/blanc
7408MT	bianco mat/white matt blanco mate/blanc mat
7408NE	nero/black negro/noir
7408NEMT	nero mat/black matt negro mate/noir mat
74080N	ottanio/ottanio ottanio/bleu pétrole
7408SA	sabbia/sand arena/sable



Wc e bidet in abbinamento serie XES  
 Wc and bidet are XES collection  
 Inodoro y bidet son XES colección  
 Cuvette et bidet sont XES collection

65

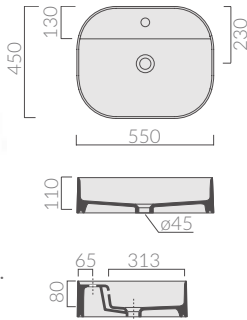


**65x45**  
**Lavabo da appoggio.**  
Countertop washbasin.  
Lavabo de apoyo.  
Lavabo à poser.

Art.

7400	bianco/white blanco/blanc
7400MT	bianco mat/white matt blanco mate/blanc mat
7400NE	nero/black negro/noir
7400NEMT	nero mat/black matt negro mate/noir mat
7400ON	ottanio/ottanio ottanio/bleu pétrole
7400SA	sabbia/sand arena/sable

55

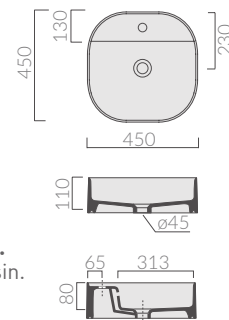


**55x45**  
**Lavabo da appoggio.**  
Countertop washbasin.  
Lavabo de apoyo.  
Lavabo à poser.

Art.

7401	bianco/white blanco/blanc
7401MT	bianco mat/white matt blanco mate/blanc mat
7401NE	nero/black negro/noir
7401NEMT	nero mat/black matt negro mate/noir mat
7401ON	ottanio/ottanio ottanio/bleu pétrole
7401SA	sabbia/sand arena/sable

45



**45x45**  
**Lavabo da appoggio.**  
Countertop washbasin.  
Lavabo de apoyo.  
Lavabo à poser.

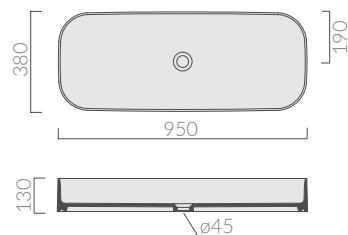
Art.

7403	bianco/white blanco/blanc
7403MT	bianco mat/white matt blanco mate/blanc mat
7403NE	nero/black negro/noir
7403NEMT	nero mat/black matt negro mate/noir mat
7403ON	ottanio/ottanio ottanio/bleu pétrole
7403SA	sabbia/sand arena/sable



Wc e bidet in abbinamento serie MEG11  
Wc and bidet are MEG11 collection  
Inodoro y bidet son MEG11 colección  
Cuvette et bidet sont MEG11 collection

95



95x38

**Lavabo da appoggio.**

Countertop washbasin.

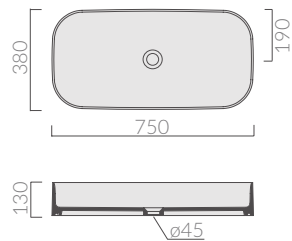
Lavabo de apoyo.

Lavabo à poser.

Art.

7411	bianco/white blanco/blanc
7411MT	bianco mat/white matt blanco mate/blanc mat
7411NE	nero/black negro/noir
7411NEMT	nero mat/black matt negro mate/noir mat
7411ON	ottanio/ottanio ottanio/bleu pétrole
7411SA	sabbia/sand arena/sable

75



75x38

**Lavabo da appoggio.**

Countertop washbasin.

Lavabo de apoyo.

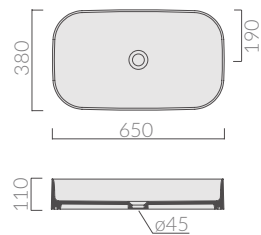
Lavabo à poser.

Art.

7409	bianco/white blanco/blanc
7409MT	bianco mat/white matt blanco mate/blanc mat
7409NE	nero/black negro/noir
7409NEMT	nero mat/black matt negro mate/noir mat
7409ON	ottanio/ottanio ottanio/bleu pétrole
7409SA	sabbia/sand arena/sable



65



65x38

**Lavabo da appoggio.**

Countertop washbasin.

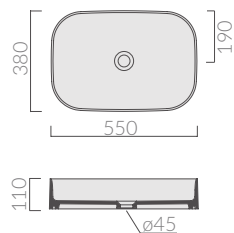
Lavabo de apoyo.

Lavabo à poser.

Art.

7407	bianco/white blanco/blanc
7407MT	bianco mat/white matt blanco mate/blanc mat
7407NE	nero/black negro/noir
7407NEMT	nero mat/black matt negro mate/noir mat
7407ON	ottanio/ottanio ottanio/bleu pétrole
7407SA	sabbia/sand sabbia/sand

55



55x38

**Lavabo da appoggio.**

Countertop washbasin.

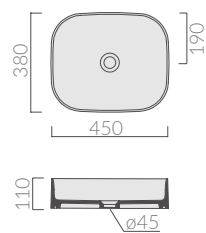
Lavabo de apoyo.

Lavabo à poser.

Art.

7402	bianco/white blanco/blanc
7402MT	bianco mat/white matt blanco mate/blanc mat
7402NE	nero/black negro/noir
7402NEMT	nero mat/black matt negro mate/noir mat
7402ON	ottanio/ottanio ottanio/bleu pétrole
7402SA	sabbia/sand arena/sable

45



45x38

**Lavabo da appoggio.**

Countertop washbasin.

Lavabo de apoyo.

Lavabo à poser.

Art.

7406	bianco/white blanco/blanc
7406MT	bianco mat/white matt blanco mate/blanc mat
7406NE	nero/black negro/noir
7406NEMT	nero mat/black matt negro mate/noir mat
7406ON	ottanio/ottanio ottanio/bleu pétrole
7406SA	sabbia/sand arena/sable



Wc e bidet in abbinamento serie MEG11  
Wc and bidet are MEG11 collection  
Inodoro y bidet son MEG11 colección  
Cuvette et bidet sont MEG11 collection



45



ø45

**Lavabo da appoggio.**

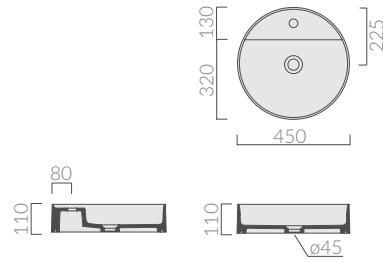
Countertop washbasin.

Lavabo de apoyo.

Lavabo à poser.

Art.

7404	bianco/white blanco/blanc
7404MT	bianco mat/white matt blanco mate/blanc mat
7404NE	nero/black negro/noir
7404NEMT	nero mat/black matt negro mate/noir mat
7404ON	ottanio/ottanio ottanio/bleu pétrole
7404SA	sabbia/sand arena/sable



38



ø38

**Lavabo da appoggio.**

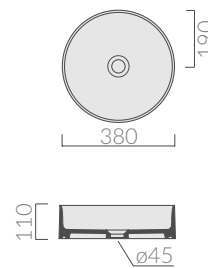
Countertop washbasin.

Lavabo de apoyo.

Lavabo à poser.

Art.

7405	bianco/white blanco/blanc
7405MT	bianco mat/white matt blanco mate/blanc mat
7405NE	nero/black negro/noir
7405NEMT	nero mat/black matt negro mate/noir mat
7405ON	ottanio/ottanio ottanio/bleu pétrole
7405SA	sabbia/sand arena/sable



Wc e bidet in abbinamento serie XES

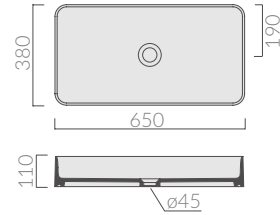
Wc and bidet are XES collection

Inodoro y bidet son XES colección

Cuvette et bidet sont XES collection



65



65x38

**Lavabo da appoggio.**

Countertop washbasin.

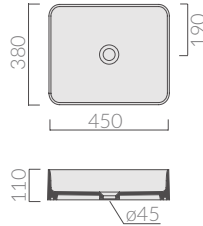
Lavabo de apoyo.

Lavabo à poser.

Art.

7415	bianco/white blanco/blanc
7415MT	bianco mat/white matt blanco mate/blanc mat
7415NE	nero/black negro/noir
7415NEMT	nero mat/black matt negro mate/noir mat
7415ON	ottanio/ottanio ottanio/bleu pétrole
7415SA	sabbia/sand arena/sable

45



45x38

**Lavabo da appoggio.**

Countertop washbasin.

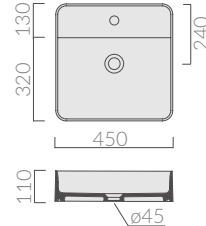
Lavabo de apoyo.

Lavabo à poser.

Art.

7414	bianco/white blanco/blanc
7414MT	bianco mat/white matt blanco mate/blanc mat
7414NE	nero/black negro/noir
7414NEMT	nero mat/black matt negro mate/noir mat
7414ON	ottanio/ottanio ottanio/bleu pétrole
7414SA	sabbia/sand arena/sable

45



45x45

**Lavabo da appoggio.**

Countertop washbasin.

Lavabo de apoyo.

Lavabo à poser.

Art.

7412	bianco/white blanco/blanc
7412MT	bianco mat/white matt blanco mate/blanc mat
7412NE	nero/black negro/noir
7412NEMT	nero mat/black matt negro mate/noir mat
7412ON	ottanio/ottanio ottanio/bleu pétrole
7412SA	sabbia/sand arena/sable

Wc e bidet in abbinamento serie MEG11  
Wc and bidet are MEG11 collection  
Inodoro y bidet son MEG11 colección  
Cuvette et bidet sont MEG11 collection



64

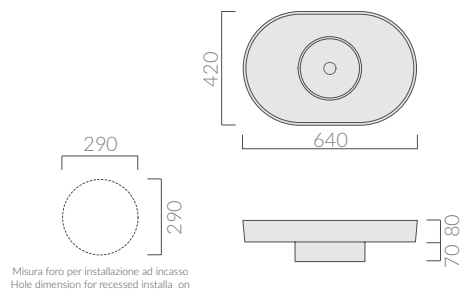


64x42

**Lavabo da appoggio/incasso.**  
Laid-on/recessed washbasin.  
Lavabo de apoyo/encastre.  
Lavabo à poser/à encastrer.

Art.

6071



42

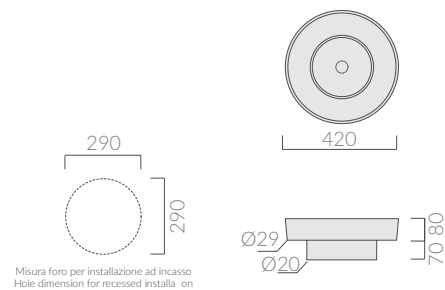


ø42


**Lavabo da appoggio/incasso.**  
Laid-on/recessed washbasin.  
Lavabo de apoyo/encastre.  
Lavabo à poser/à encastrer.

Art.

6070



Wc e bidet in abbinamento serie XES  
Wc and bidet are XES collection  
Inodoro y bidet son XES colección  
Cuvette et bidet sont XES collection



SOFT CLOSE



**Coprivaso avvolgente realizzato in resina termoindurente con meccanismo di caduta rallentata.**

Thermosetting seat cover with soft closing system.

Tapa termoindurente para inodoro con bisagra de caída amortiguada.

Abattant thermodurci pour cuvette, charnière avec dispositif de fermeture rallentie.



SIFONE SMALTATO

Glazed siphon/ Sifón esmaltado/ Siphon émaillé


**Il sifone smaltato permette un utilizzo più igienico e duraturo.**

The glazed siphon allows a more hygienic and long-lasting use.

El sifón esmaltado permite un uso más higiénico y duradero.

Le siphon émaillé permet une utilisation plus hygiénique et durable.

COLORI

-  bianco/white/blanco/blanc
-  bianco mat/white matt  
blanco mate/blanc mat
-  nero/black/negro/noir
-  nero mat/black matt  
negro mate/noir mat

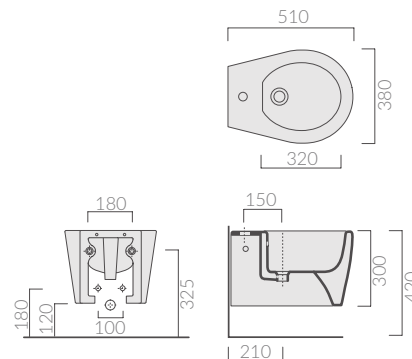
51



**51x38**  
**Bidet sospeso monoforo.**  
Wall-hung bidet, one hole.  
Bidet suspendido 1 orificio.  
Bidet suspendu monotrou.

Art.

9906	bianco/white blanco/blanc
□ 9906MT	bianco mat/white matt blanco mate/blanc mat
■ 9906NE	nero/black negro/noir
■ 9906NEMT	nero mat/black matt negro mate/noir mat



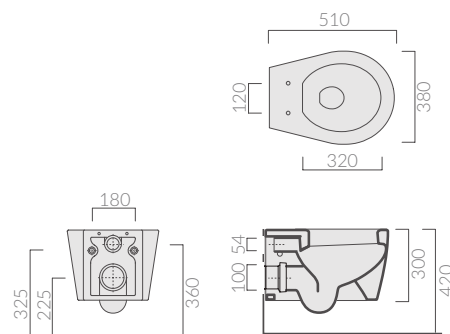
51



**51x38**  
**Vaso sospeso.**  
Wall-hung wc.  
Inodoro suspendido.  
Cuvette suspendue.

Art.

9907	bianco/white blanco/blanc
□ 9907MT	bianco mat/white matt blanco mate/blanc mat
■ 9907NE	nero/black negro/noir
■ 9907NEMT	nero mat/black matt negro mate/noir mat



Soft Close



Sifone smaltato  
Glazed siphon/Sifón esmaltado/  
Siphon émaillé



51



51x38

**Bidet monoforo.**

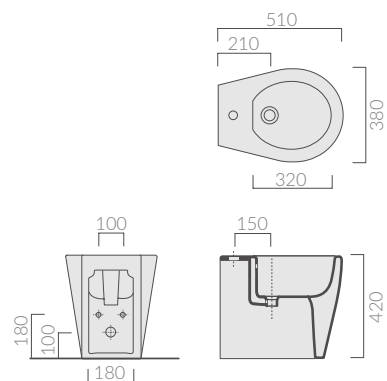
Back to wall bidet, one hole.

Bidet 1 orificio.

Bidet monotrou.

Art.

9908	bianco/white blanco/blanc
9908MT	bianco mat/white matt blanco mate/blanc mat
9908NE	nero/black negro/black
9908NEMT	nero mat/black matt negro mate/noir mat



51



51x38

**Vaso con scarico universale S/P.**

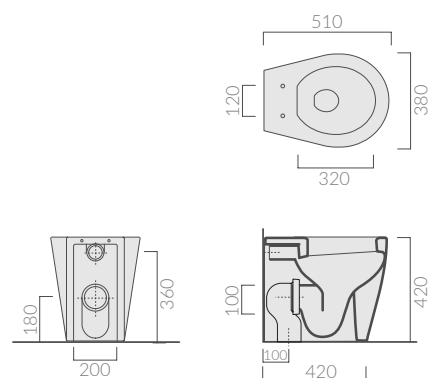
Back to wall wc with floor/wall drain.

Inodoro de tanque alto salida H/V.

Cuvette au sol avec vidage universel S/M.

Art.

9909	bianco/white blanco/blanc
9909MT	bianco mat/white matt blanco mate/blanc mat
9909NE	nero/black negro/noir
9909NEMT	nero mat/black matt negro mate/noir mat



Soft Close



Wc e bidet in abbinamento serie XES  
Wc and bidet are XES collection  
Inodoro y bidet son XES colección  
Cuvette et bidet sont XES collection

66



66X38

**Vaso con scarico universale S/P.**

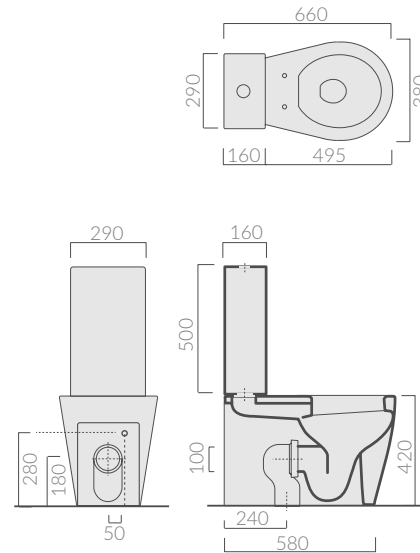
Close-coupled toilet with floor/wall draining.

Inodoro de tanque bajo salida H/V.

Wc monobloc avec vidage universel S/M.

Art.

9910	bianco/white blanco/blanc
9910MT	bianco mat/white matt blanco mate/blanc mat
9910NE	nero/black negro/noir
9910NEMT	nero mat/black matt negro mate/noir mat



29X16

**Cassetta in ceramica.**

Ceramic cistern.

Tanque cerámico.

Réservoir en céramique.

Art.

9925	bianco/white blanco/blanc
9925MT	bianco mat/white matt blanco mate/blanc mat
9925NE	nero/black negro/noir
9925NEMT	nero mat/black matt negro mate/noir mat

\* Il Vaso Monoblocco completo si compone dei seguenti articoli: 9910 - 9925

\* The complete close-coupled toilet is composed by the following articles: 9910 - 9925

\* El inodoro tanque bajo está compuesto por los artículos: 9910 - 9925

\* Le wc monobloc se compose des articles suivants: 9910 - 9925

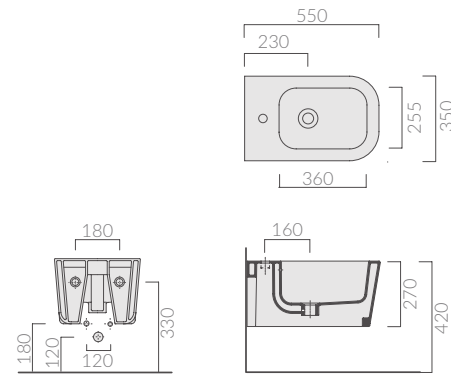


Soft Close



Wc e bidet in abbinamento serie XES  
Wc and bidet are XES collection  
Inodoro y bidet son XES colección  
Cuvette et bidet sont XES collection

55



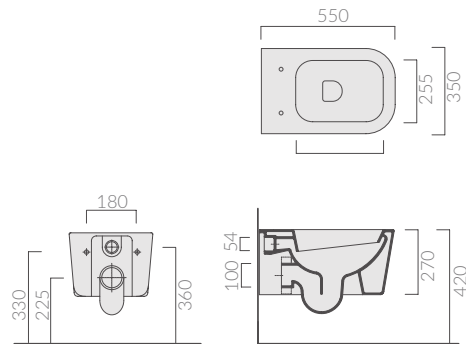
55x35

**Bidet sospeso monoforo.**  
Wall-hung bidet, one hole.  
Bidet suspendido 1 orificio.  
Bidet suspendu monotrou.

Art.

5412	bianco/white blanco/blanc
5412MT	bianco mat/white matt blanco mate/blanc mat
5412NE	nero/black negro/noir
5412NEMT	nero mat/black matt negro mate/noir mat
5412SA	sabbia/sand arena/sable

55



55x35

**Vaso sospeso.**  
Wall-hung wc.  
Inodoro suspendido.  
Cuvette suspendue.

Art.

5411	bianco/white blanco/blanc
5411MT	bianco mat/white matt blanco mate/blanc mat
5411NE	nero/black negro/noir
5411NEMT	nero mat/black matt negro mate/noir mat
5411SA	sabbia/sand arena/sable



Soft Close



Sgancio rapido

Quick-release system/Sistema de rápida extracción/Système dégageant rapide



Sifone smaltato

Glazed siphon/Sifón esmaltado/  
Siphon émaillé



Fissaggio nascosto

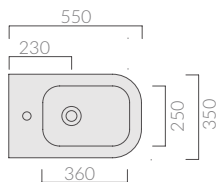
Hidden fixing/Fijación oculta/  
Fixation invisible



Wc e bidet in abbinamento serie MEG11  
Wc and bidet are MEG11 collection  
Inodoro y bidet son MEG11 colección  
Cuvette et bidet sont MEG11 collection

smartB - MEG11 WC-BIDET  
in abbinamento/to match

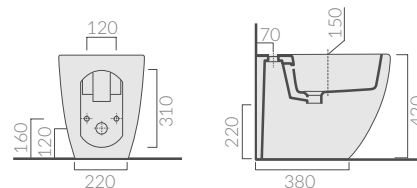
55



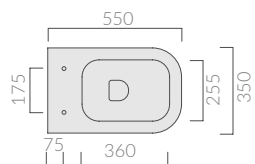
**NEW** 55x35  
**Bidet monoforo.**  
Back to wall bidet, one hole.  
Bidet 1 orificio.  
Bidet monotrou.

Art.

5480V2	bianco/white blanco/blanc
5480V2MT	bianco mat/white matt blanco mate/blanc mat
5480V2NE	nero/black negro/noir
5480V2NEMT	nero mat/black matt negro mate/noir mate
5480V2SA	sabbia/sand arena/sable



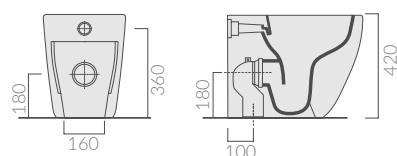
55



**NEW** 55x35  
**Vaso con scarico universale S/P SENZA BRIDA.**  
Back to wall wc with floor/wall draining NO RIM.  
Inodoro de tanque alto salida H/V  
SIN CANAL DE LAVADO.  
Cuvette au sol avec vidage universel S/M  
SANS BRIDE.

Art.

5481V2	bianco/bianco white/white
5481V2MT	bianco mat/white matt blanco mate/blanc mat
5481V2NE	nero/black negro/noir
5481V2NEMT	nero mat/black matt negro mate/noir mat
5481V2SA	sabbia/sand arena/sable



Soft Close



Sgancio rapido

Quick-release system/Sistema de rápida extracción/Système dégageant rapide



Sifone smaltato

Glazed siphon/Sifón esmaltado/  
Siphon émaillé



Wc e bidet in abbinamento serie MEG11  
Wc and bidet are MEG11 collection  
Inodoro y bidet son MEG11 colección  
Cuvette et bidet sont MEG11 collection

# DREAM



62x47 - art. 9802



64x38 - art. 7300



91x46 - art. 7302



121x46 - art. 7226  
121x46 - art. 7226F



50x45 - art. 9801



50x38 - art. 7301



71x46 - art. 7303



101x46 - art. 7225



60x38xh87 - art. 7304



81x46 - art. 7223



71x46 - art. 7222

## WC - BIDET DREAM



56x36 - art. 7311



56x36 - art. 7313



56x36 - art. 7310



56x36 - art. 7312



56x36 - art. 7309  
TRASLATO



56x36 - art. 7317



56x36 - art. 7316  
39x13xh98 - art. 7113

## WC - BIDET IN ABBINAMENTO ERGO



51x36 - art. 7110



51x36 - art. 7108



51x36 - art. 7109



51x36 - art. 7107

## VASCA - BATHTUB



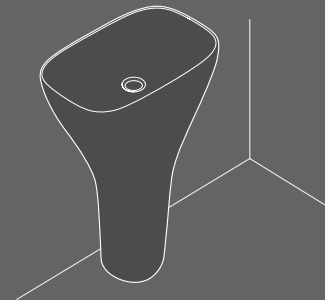
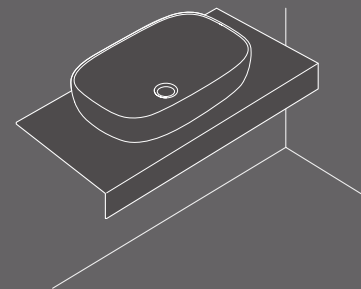
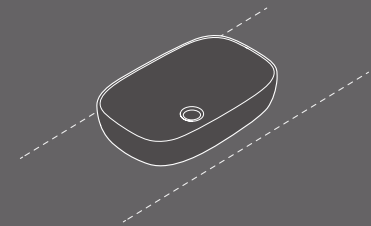
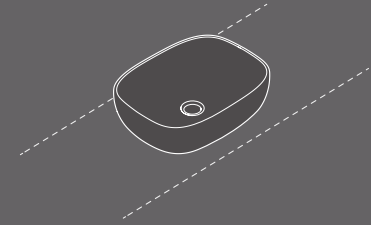
170x78 - art. 7320



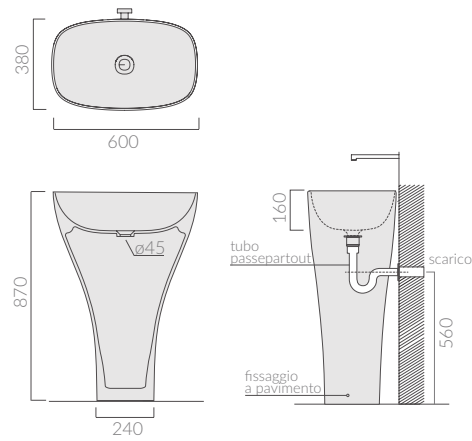
DREAM



DREAM



60



60x38xh86

**Lavabo monolite. Scarico parete.**  
 Monolith washbasin. Wall drain.  
 Lavabo monolito. Descarga a pared  
 Lavabo monolithe. Vidage mural.

Art.

<input type="checkbox"/>	7304	bianco/white blanco/blanc
<input type="checkbox"/>	7304MT	bianco mat/white matt blanco mate/blanc mat





**QUALITÀ** / Quality / Calidad / Qualité

Utilizzo di un nuovo smalto ceramico che rende le superfici più brillanti, levigate, durevoli nel tempo e più resistenti al calcare e ai batteri.

Use of a new ceramic glaze which makes surfaces more brilliant, polished, durable and resistant to limestone and bacteria.

Uso de un nuevo esmalte cerámico que hace la superficie más brillante, lisa, duradera en el tiempo y más resistente a la cal y bacterias.

Utilisation d'un nouveau vernis céramique qui rend les surfaces plus brillantes, lisses, durables dans le temps et plus résistantes au calcaire et aux bactéries.


**ESTETICA** / Aesthetics / Estética / Esthétique





Riduzione degli spessori del bordo perimetrale dei lavabi per un'estetica più attuale.

Reduction of the washbasins edges' thickness for a more contemporary aesthetics.

Reducción del espesor del borde del lavabo para una estética más moderna.

Réduction de l'épaisseur du bord des lavabos pour une esthétique plus moderne.

**COLORI**

-  bianco/white/blanco/blanc
-  bianco mat/white matt  
blanco mate/blanc mat
-  ottanio/ottanio/ottanio/bleu pétrole
-  sabbia/sand/arena/sable


**PILETTA**

Piletta di scarico realizzata in acciaio inox

Stainless steel drain.

Valvula de descarga en acero inoxidable.

Bonde en acier inoxydable.


**ADATTABILITÀ** / Adaptability / Adaptabilidad / Adaptabilité

Vasta gamma di lavabi realizzati in più formati.

A wide range of washbasins made in several sizes.

Amplia gama de lavabos realizados en más dimensiones.

Large gamme de lavabos fabriqués en plusieurs dimensions.

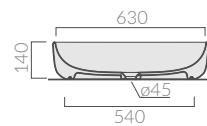
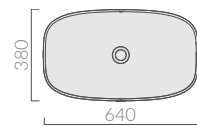
64



**64x38**  
**Lavabo da appoggio.**  
 Countertop washbasin.  
 Lavabo de apoyo.  
 Lavabo à poser.

Art.

7300	bianco/white blanco/blanc
7300MT	bianco mat/white matt blanco mate/blanc mat
73000N	ottanio/ottanio ottanio/bleu pétrole
7300SA	sabbia/sand arena/sable



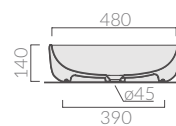
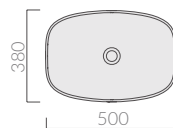
50



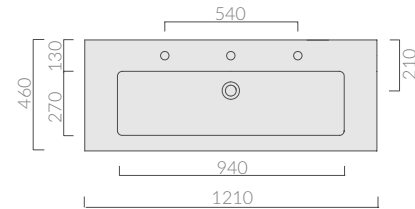
**50x38**  
**Lavabo da appoggio.**  
 Countertop washbasin.  
 Lavabo de apoyo.  
 Lavabo à poser.

Art.

7301	bianco/white blanco/blanc
7301MT	bianco mat/white matt blanco mate/blanc mat
73010N	ottanio/ottanio ottanio/bleu pétrole
7301SA	sabbia/sand arena/sable



121

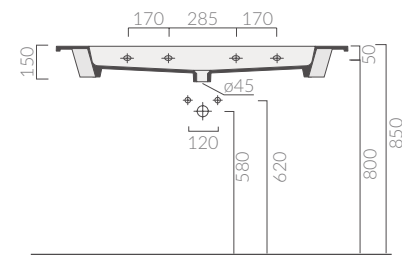


121x46

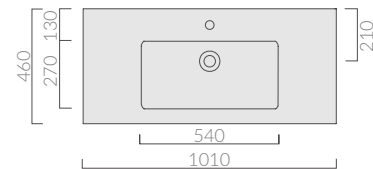
**Lavabo sospeso/incasso sopra piano.**  
Wall-hung/recessed countertop washbasin.  
Lavabo suspendido/de encastre sobre plano.  
Lavabo suspendu/à encastrer sur plane.

Art.

7226	monoforo/1 hole 1 orificio/monotrou
72262F	2 fori/2 holes 2 orificios/2 trous



101

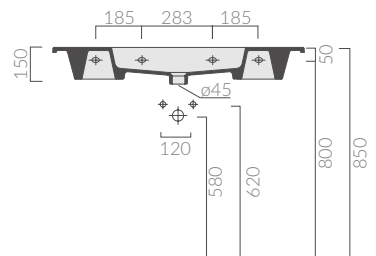


101x46

**Lavabo sospeso/incasso sopra piano.**  
Wall-hung/recessed countertop washbasin.  
Lavabo suspendido/de encastre sobre plano.  
Lavabo suspendu/à encastrer sur plane.

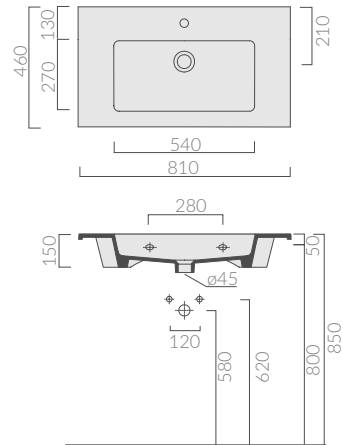
Art.

7225	monoforo/1 hole 1 orificio/monotrou
------	--





81

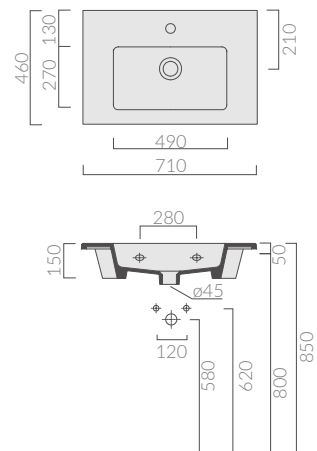


81x46

**Lavabo sospeso/incasso sopra piano.**  
Wall-hung/recessed countertop washbasin.  
Lavabo suspendido/de encastre sobre plano.  
Lavabo suspendu/à encastrer sur plane.

Art.  
7223 monoforo/1 hole  
1 orificio/monotrou

71



71x46

**Lavabo sospeso/incasso sopra piano.**  
Wall-hung/recessed countertop washbasin.  
Lavabo suspendido/de encastre sobre plano.  
Lavabo suspendu/à encastrer sur plane.

Art.  
7222 monoforo/1 hole  
1 orificio/monotrou



91



91x46

**Lavabo sospeso/incasso soprapiano monoforo.**  
Wall-hung/recessed countertop washbasin, 1 hole.  
Lavabo suspendido/de encastre sobre plano, 1 orificio.  
Lavabo suspendu/à encastrer sur plane, 1 trou.

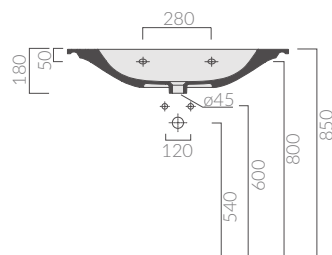
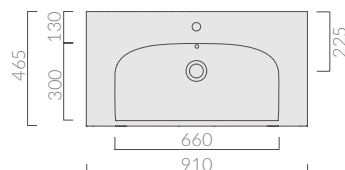
Art.

7302

**Portasciugamani frontale in ottone verniciato bianco.**  
Frontal chromed brass white varnished towel rack.  
Toallero frontal en latón barnizado blanco.  
Porte-serviettes frontal en laiton verni blanc.

Art.

7324



71



71x46

**Lavabo sospeso/incasso soprapiano monoforo.**  
Wall-hung/recessed countertop washbasin, 1 hole.  
Lavabo suspendido/de encastre sobre plano, 1 orificio.  
Lavabo suspendu/à encastrer sur plane, 1 trou.

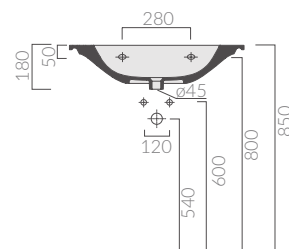
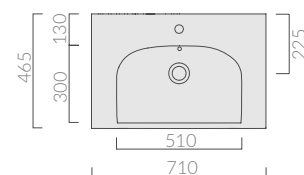
Art.

7303

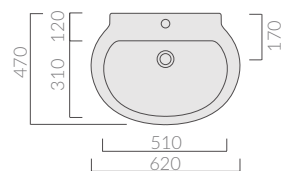
**Portasciugamani frontale in ottone verniciato bianco.**  
Frontal chromed brass white varnished towel rack.  
Toallero frontal en latón barnizado blanco.  
Porte-serviettes frontal en laiton verni blanc.

Art.

7325



62



62x47

**Lavabo. Installazione sospesa.**  
Washbasin. Wall hung installation.  
Lavabo. Instalación suspendida.  
Lavabo. Installation suspendue.

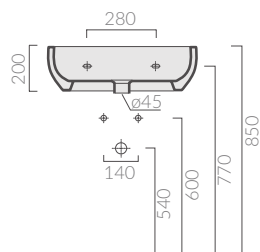
Art.

9802

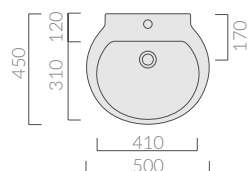
**Portasciugamani in ottone cromato.**  
Chromium-plated brass towel-rack.  
Toallero en latón cromado.  
Porte-serviettes en laiton chromé.

Art.

9831



50



50x45

**Lavabo. Installazione sospesa.**  
Washbasin. Wall hung installation.  
Lavabo. Instalación suspendida.  
Lavabo. Installation suspendue.

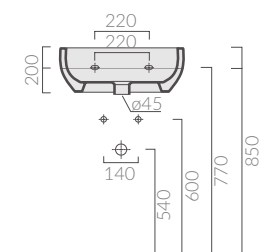
Art.

9801

**Portasciugamani in ottone cromato.**  
Chromium-plated brass towel-rack.  
Toallero en latón cromado.  
Porte-serviettes en laiton chromé.

Art.

9830



Wc e bidet in abbinamento serie ERGO  
Wc and bidet are ERGO collection  
Inodoro y bidet son ERGO colección  
Cuvette et bidet sont ERGO collection

## SOFT CLOSE

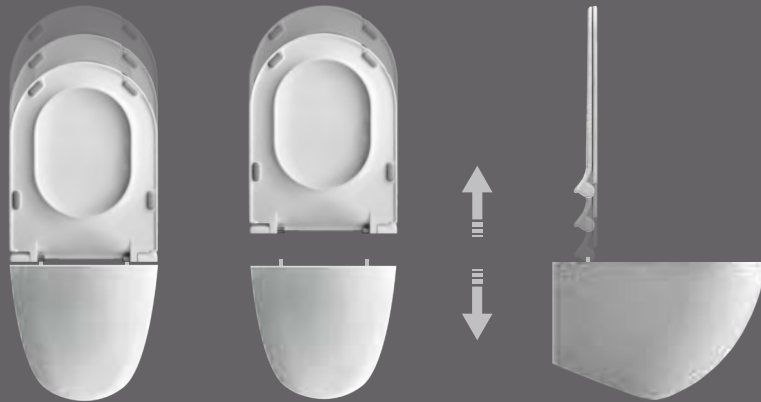


**Coprivaso avvolgente realizzato in resina termoindurente con meccanismo di caduta rallentata.**

Thermosetting seat cover with soft closing system.

Tapa termoindurente para inodoro con bisagra de caída amortiguada.

Abattant thermodurci pour cuvette, charnière avec dispositif de fermeture ralentie.



## SGANCIO RAPIDO

Quick release/  
Extracción rápida/  
Dégagement rapide

**Il nuovo dispositivo di sgancio rapido permette di estrarre il coprivaso in maniera semplice, agevolando così una più facile pulizia.**

The new quick-release device allows to take the toilet seat off in a simple manner, making it easier to clean.

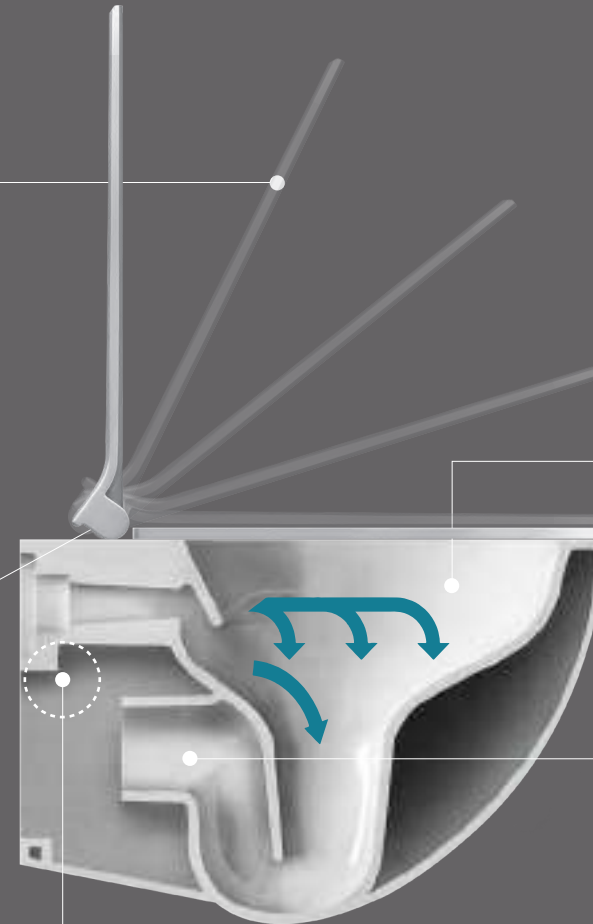
El nuevo dispositivo de extracción rápida permite una fácil extracción de la tapa, para una limpieza más fácil.

Le nouveau dispositif de dégagement rapide permet de retirer facilement l'abattant, ce qui facilite le nettoyage.



## COLORI

- bianco/white/blanco/blanc
- bianco mat/white matt  
blanco mate/blanc mat



## RIM AWAY

**Nuovo sistema di scarico che permette una più rapida e accurata pulizia utilizzando solo 3 lt di acqua per il risciacquo.**

New drainage system which allows a more rapid and careful cleaning using only 3 liters of water for rinsing.

Nuevo sistema de desagüe que permite una limpieza más rápida y completa utilizando sólo 3 litros de agua para el enjuague.

Nouveau système de vidage qui permet un nettoyage plus rapide et plus complet en utilisant seulement 3 litres d'eau pour le rinçage.



## FISSAGGIO NASCOSTO

Hidden Fixation/ Fijación oculta/ Fixation Invisible

**Il fissaggio avviene dal basso del sanitario così da non rendere visibili i tradizionali fori.**

The fixing is carried out from the bottom of the sanitaryware in order that traditional holes are hidden.

La fijación se realiza desde la parte inferior de el sanitario con el fin de no hacer visibles los orificios tradicionales.

La fixation est réalisée à partir de la base de l'article sanitaire afin que les trous traditionnels ne soient pas visibles.



## SIFONE SMALTATO

Glazed siphon/ Sifón esmaltado/  
Siphon émaillé

**Il sifone smaltato permette un utilizzo più igienico e duraturo.**

The glazed siphon allows a more hygienic and long-lasting use.

El sifón esmaltado permite un uso más higiénico y duradero.

Le siphon émaillé permet une utilisation plus hygiénique et durable.

## COPRIVASO ELETTRONICO MULTIFUNZIONE

Art. 7319

**Coprivaso elettronico multifunzione, in materiale plastico antibatterico, con dispositivo di caduta rallentata e telecomando a sfioramento.**

Germ-resistant plastic seat cover, multifunction, with soft closing system and soft touch remote control.

Tapa inodoro electronica multifuncional, en material plastico antibacterias, con dispositivo de caida amortiguada por mando a distancia y contact.

Abattant électronique multifonctions, en plastique antibactérien, avec fermeture ralentie et télécommande à toucher doux.

Art. 7318

**Coprivaso elettronico multifunzione, in materiale plastico antibatterico, con dispositivo di caduta rallentata e pannello laterale.**

Germ-resistant plastic seat cover, multifunction, with soft closing system and side control panel.

Tapa inodoro electronica multifuncional, en material plastico antibacterias, con dispositivo de caida amortiguada y panel de control lateral.

Abattant électronique multifonctions, en plastique antibactérien, avec fermeture ralentie et panneau latéral.



**Temperatura dell'acqua regolabile.**  
Adjustable water temperature.  
Temperatura de agua ajustable.  
Température de l'eau réglable.

**Regolazione della pressione dell'acqua.**  
Adjustable water pressure.  
Presión de agua ajustable.  
Pression de l'eau réglable.

**Trasmettitore ad infrarossi.**  
Infrared transmitter.  
Transmisor de infrarrojos.  
Émetteur infrarouge.

**Posizione regolabile degli ugelli.**  
Adjustable nozzles position.  
Posición boquillas ajustables.  
Jets réglables.

Stop.  
Stop.  
Stop.



**Seduta a temperatura regolabile.**  
Heated seat with variable temperature setting.  
Asiento con temperatura ajustable.  
Siège à température réglable.

**Igiene posteriore.**  
Posterior cleansing.  
Limpieza posterior.  
Nettoyage postérieur.

**Igiene femminile.**  
Feminine hygiene.  
Higiene femenina.  
Hygiène féminine.

**Igiene bambini / funzione auto.**  
Kids / auto function.  
Niños / auto función.  
Enfants / fonction automatique.

**Funzione asciugatura.**  
Dryer.  
Función de secado.  
Séchage.

**Getto ad intensità variabile.**  
Variable spray.  
Chorro de intensidad variable.  
Jet à intensité variable.





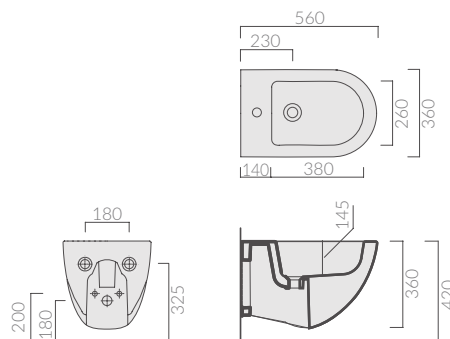
56



**56x36**  
**Bidet sospeso monoforo.**  
 Wall-hung bidet, one hole.  
 Bidet suspendido 1 orificio.  
 Bidet suspendu monotrou.

Art.

<input type="checkbox"/> 7313	bianco/white blanco/blanc
<input type="checkbox"/> 7313MT	bianco mat / white matt blanco mate / blanc mat



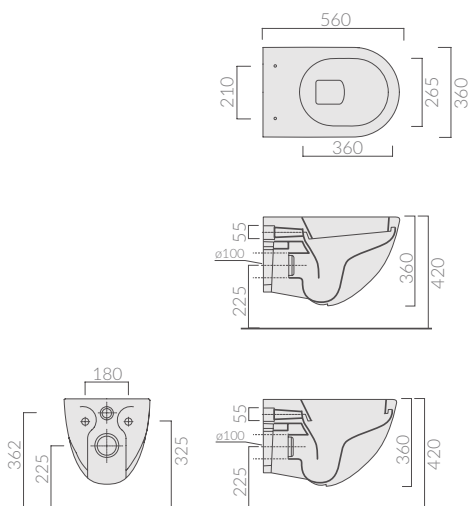
56



**56x36**  
**Vaso sospeso.**  
 Wall-hung wc.  
 Inodoro suspendido.  
 Cuvette suspendue.

Art.

<input type="checkbox"/> 7312	bianco/white blanco/blanc
<input type="checkbox"/> 7312MT	bianco mat / white matt blanco mate / blanc mat



**NEW**

**Vaso sospeso SENZA BRIDA.**  
 Wall-hung wc, NO RIM.  
 Inodoro suspendido, SIN CANAL DE LAVADO.  
 Cuvette suspendue, SANS BRIDE.

Art.

<input type="checkbox"/> 7317	bianco/white blanco/blanc
<input type="checkbox"/> 7317MT	bianco mat / white matt blanco mate / blanc mat



Soft Close



**Sgancio rapido**

Quick-release system/Sistema de rápida extracción/Système dégagement rapide



**Sifone smaltato**

Glazed siphon/Sifón esmaltado/  
Siphon émaillé



**Fissaggio nascosto**

Hidden fixing/Fijación oculta/  
Fixation invisible



## SOFT CLOSE

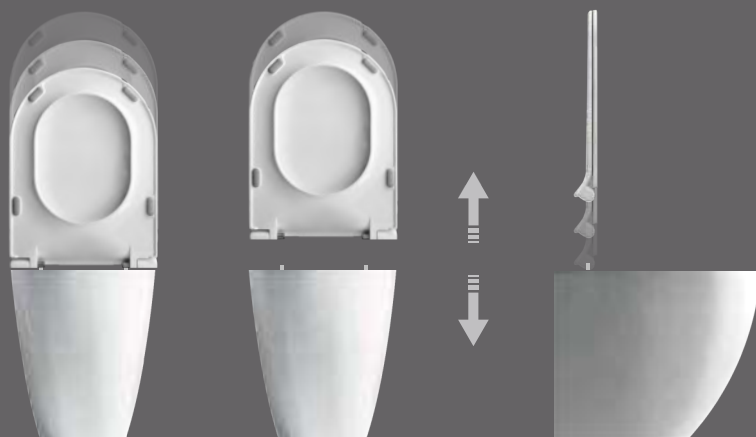


**Coprivaso avvolgente realizzato in resina termoindurente con meccanismo di caduta rallentata.**

Thermosetting seat cover with soft closing system.

Tapa termoindurente para inodoro con bisagra de caída amortiguada.

Abattant thermodurci pour cuvette, charnière avec dispositif de fermeture ralentie.



## SGANCIO RAPIDO

Quick release/  
Extracción rápida/  
Dégagement rapide

**Il nuovo dispositivo di sgancio rapido permette di estrarre il coprivaso in maniera semplice, agevolando così una più facile pulizia.**

The new quick-release device allows to take the toilet seat off in a simple manner, making it easier to clean.

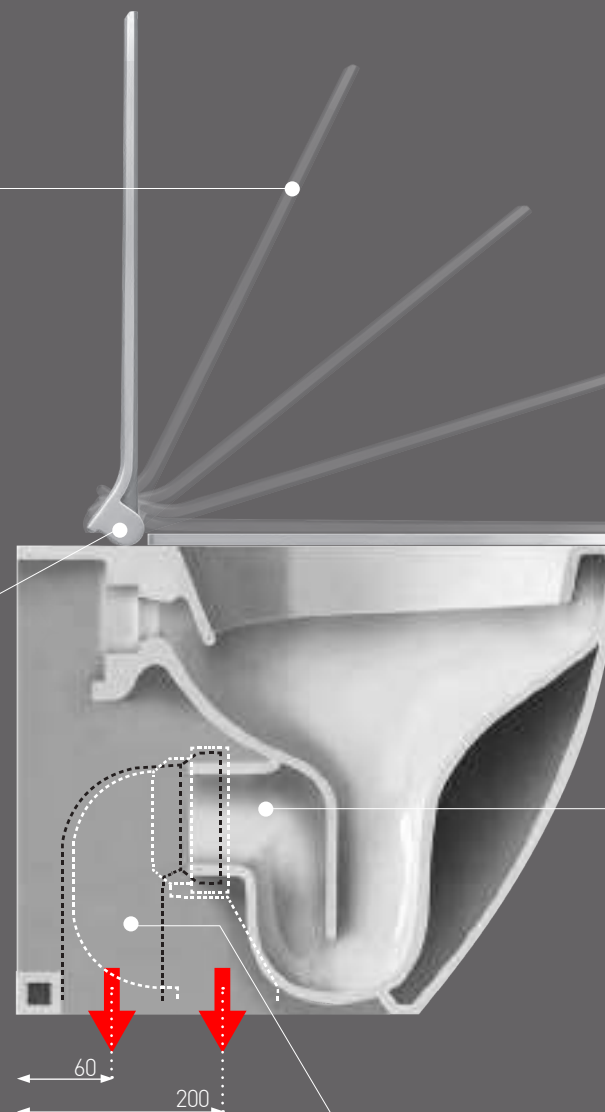
El nuevo dispositivo de extracción rápida permite una fácil extracción de la tapa, para una limpieza más fácil.

Le nouveau dispositif de dégagement rapide permet de retirer facilement l'abattant, ce qui facilite le nettoyage.



## COLORI

- bianco/white/blanco/blanc
- bianco mat/white matt  
blanco mate/blanc mat



## SIFONE SMALTATO

Glazed siphon/ Sifón esmaltado/  
Siphon émaillé

**Il sifone smaltato permette un utilizzo più igienico e duraturo.**

The glazed siphon allows a more hygienic and long-lasting use.

El sifón esmaltado permite un uso más higiénico y duradero.

Le siphon émaillé permet une utilisation plus hygiénique et durable.

## SCARICO TRASLATO

**Nuova soluzione tecnica che agevola gli interventi di ristrutturazione: l'installazione avviene senza compromettere gli impianti già esistenti con foro di scarico distante dalla parete da 6 a 20 cm**

Floor drain ajustable flush  
New technical solution which makes the renovation work easier: the installation is done without compromising existing installations with a discharge hole far from the wall 6 to 20 cm.

Descarga a suelo ajustable  
Nueva solución técnica que facilita la reforma: la instalación se realiza sin comprometer los sistemas existentes con el agujero de salida distante de 6 a 20 cm de la pared.

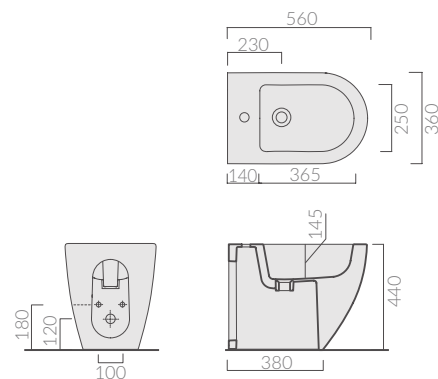
Vidage au sol ajustable  
Nouvelle solution technique qui facilite les restructurations: l'installation est faite sans compromettre les systèmes existants avec trou d'évacuation à distance du mur de 6 à 20 cm

56



**56x36**  
**Bidet monoforo.**  
 Back to wall bidet, one hole.  
 Bidet 1 orificio.  
 Bidet au sol monotrou.

Art.		
7311	bianco/white blanco/blanc	
<input type="checkbox"/> 7311MT	bianco mat / white matt blanco mate / blanc mat	

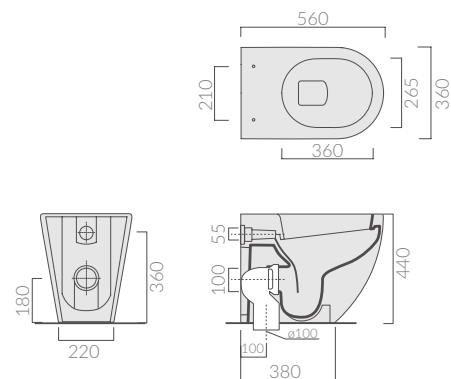


56



**56x36**  
**Vaso con scarico universale S/P.**  
 Back to wall wc with floor/wall draining.  
 Inodoro de tanque alto salida H/V.  
 Cuvette au sol avec vidage universel S/M.

Art.		
7310	bianco/white blanco/blanc	
<input type="checkbox"/> 7310MT	bianco mat / white matt blanco mate / blanc mat	

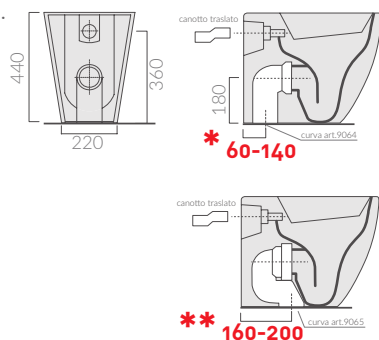





56

**56x36**  
**Vaso con scarico TRASLATO.**  
 Back to wall wc with FLOOR DRAIN ADJUSTABLE FLUSH.  
 Inodoro con DESCARGA A SUELO AJUSTABLE.  
 Cuvette avec VIDAGE AU SOL AJUSTABLE.

Art.		
7309		

Art.		
* 9064	curva tecnica /elbow pipe sifón de evacuación/coude en S	
** 9065	curva tecnica /elbow pipe sifón de evacuación/coude en S	



-  **Soft Close**
-  **Sgancio rapido**  
Quick-release system/Sistema de rápida extracción/Système dégageant rapide
-  **Sifone smaltato**  
Glazed siphon/Sifón esmaltado/Siphon émaillé



56

**56x36****Vaso con scarico universale S/P.**

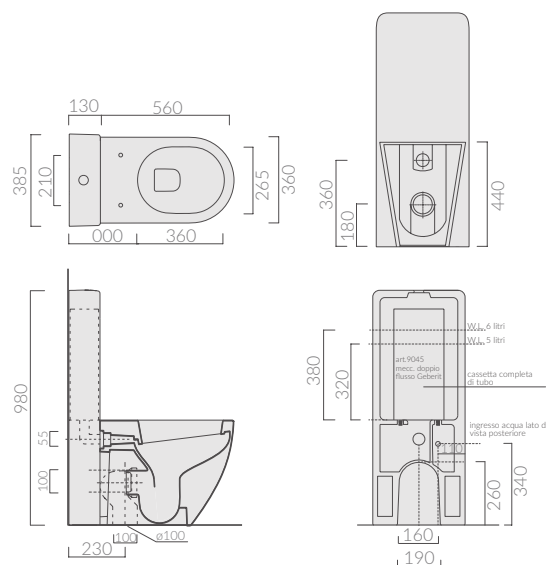
Wc with floor/wall draining.

Inodoro de tanque bajo salida H/V.

Cuvette au sol avec vidage universel S/M.

Art.

7316

**39x13xh98****Cassetta monolite in ceramica.**

Monolith ceramic cistern.

Monolite tanque cerámico.

Réservoir monolithe en céramique.

Art.

7113

\* Il Vaso Monoblocco completo si compone dei seguenti articoli: 7316 - 7113

\* The complete close-coupled toilet is composed by the following articles: 7316 - 7113

\* El inodoro tanque bajo está compuesto por los artículos: 7316 - 7113

\* Le wc monobloc se compose articles suivants: 7316 - 7113

**Soft Close****Sgancio rapido**

Quick-release system/Sistema de rápida extracción/Système dégageant rapide

**Sifone smaltato**

Glazed siphon/Sifón esmaltado/Siphon émaillé

# MEG11



120x46 - art. 8966



65x45 - art. 5403



85x44 - art. 5400M



70x38 - art. 5453



90x46 - art. 8967



55x38 - art. 5482



75x44 - art. 5401M



60x38 - art. 5452



70x46 - art. 8968



60x38 - art. 5484



65x44 - art. 5402M



50x38 - art. 5417



45x40 - art. 5407M



50x40 - 5405P  
50x40 - 5405PNE



50x40 - 5405PTR  
50x40 - 5405PAR

## WC - BIDET MEG11



55x35 - art. 5480V2



55x35 - art. 5412



55x35 - art. 5481V2



55x35 - art. 5411



55x35 - art. 5410



55x35 - art. 5409



55x35 - art. 5419  
TRASLATO



65x35 - art. 5413  
29x16 - art. 9925



32x32xh61 - art. 5408

## WC - BIDET IN ABBINAMENTO SA02




52x38 - art. 8970



52x38 - art. 8971

## VASCHE - BATHTUBS



188x88 - art. 5418



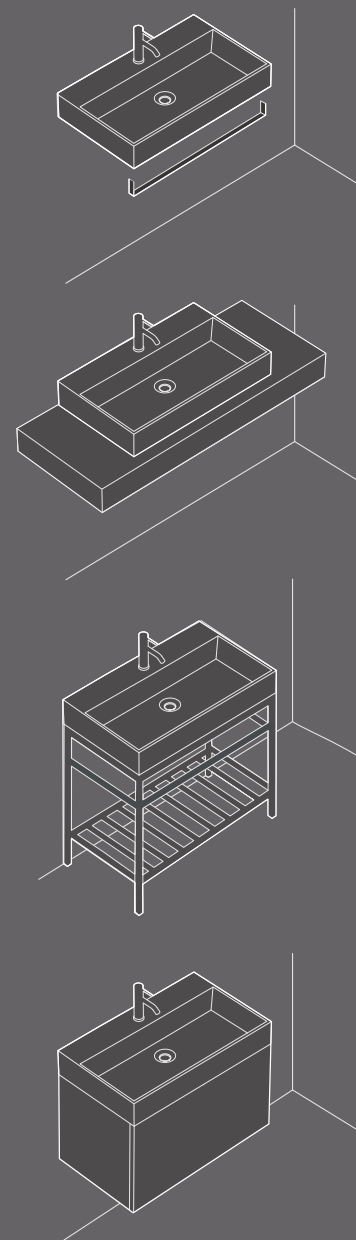
167x80 - art. 8965



MEG11



MEG11



## ESTETICA/ Aesthetics/ Estética/ Esthétique

**Riduzione degli spessori del bordo perimetrale dei lavabi per un'estetica più attuale.**

Reduction of the washbasins edges' thickness for a more contemporary aesthetics.

Reducción del espesor del borde del lavabo para una estética más moderna.

Réduction de l'épaisseur du bord des lavabos pour une esthétique plus moderne.



## AFFIDABILITÀ/ Reliability/ Fiabilidad/ Fiabilité

**Ogni lavabo è testato per garantire la massima solidità e resistenza meccanica di 150 kg.**

Each washbasin is tested to ensure the maximum strength and mechanical resistance of 150 kg.

Cada lavabo se testa para asegurar la máxima solidez y resistencia mecánica de 150 kg.

Chaque lavabo est testé pour garantir la résistance maximale et la résistance mécanique de 150 kg.

## PILETTA

**Piletta di scarico realizzata in acciaio inox**

Stainless steel drain.

Valvula de descarga en acero inoxidable.

Bonde en acier inoxydable.

46 cm



70 cm

90 cm

120 cm



## ADATTABILITÀ/ Adaptability/ Adaptabilidad/ Adaptabilité

**Vasta gamma di lavabi realizzati in più formati.**

A wide range of washbasins made in several sizes.

Amplia gama de lavabos realizados en más dimensiones.

Large gamme de lavabos fabriqués en plusieurs dimensions.



## QUALITÀ/ Quality/ Calidad/ Qualité

**Utilizzo di un nuovo smalto ceramico che rende le superfici più brillanti, levigate, durevoli nel tempo e più resistenti al calcare e ai batteri.**

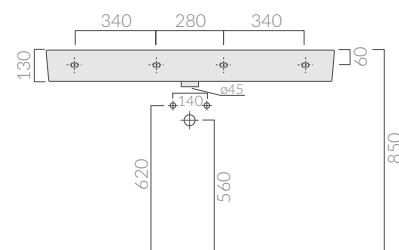
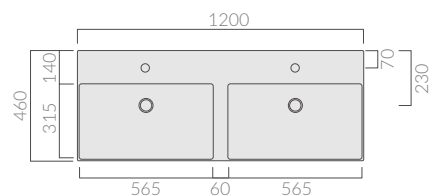
Use of a new ceramic glaze which makes surfaces more brilliant, polished, durable and resistant to limestone and bacteria.

Uso de un nuevo esmalte cerámico que hace la superficie más brillante, lisa, duradera en el tiempo y más resistente a la cal y bacterias.

Utilisation d'un nouveau vernis céramique qui rend les surfaces plus brillantes, lisses, durables dans le temps et plus résistantes au calcaire et aux bactéries.



120



120x46

**Lavabo. Installazione sospesa.**  
Washbasin. Wall hung installation.  
Lavabo. Instalación suspendida.  
Lavabo. Installation suspendue.

Art.

8966

**Coppia portasciugamani in ottone cromato.**  
Two chromium-plated brass towel-rack  
Doble toallero en latón cromado.  
Double porte-serviettes en laiton chromé.

Art.

8906



90



90x46

**Lavabo. Installazione sospesa.**  
Washbasin. Wall hung installation.  
Lavabo. Instalación suspendida.  
Lavabo. Installation suspendue.

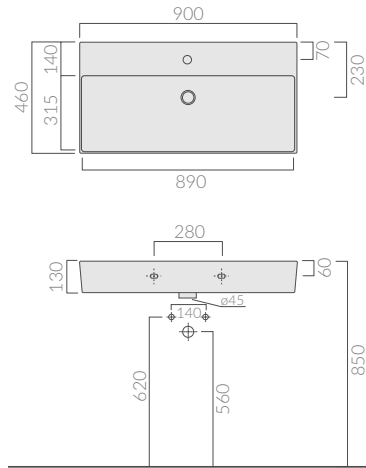
Art.

8967

**Portasciugamani in ottone cromato.**  
Chromium-plated brass towel-rack.  
Toallero en latón cromado.  
Porte-serviettes en laiton chromé.

Art.

8907

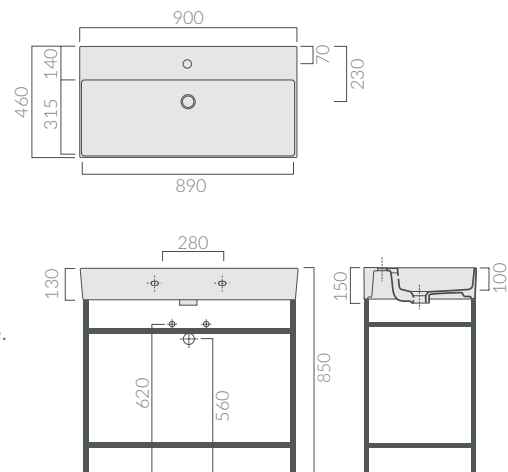


90

**Struttura sottolavabo a pavimento cm 90 in acciaio verniciato nero opaco.**  
Black matt varnished steel under basin structure.  
Estructura a suelo de 90 cm en acero barnizado negro mate.  
Structure sous lavabo 90 cm, au sol, en acier peint en noir mat.

Art.

8969





70



70x46

**Lavabo. Installazione sospesa.**  
Washbasin. Wall hung installation.  
Lavabo. Instalación suspendida.  
Lavabo. Installation suspendue.

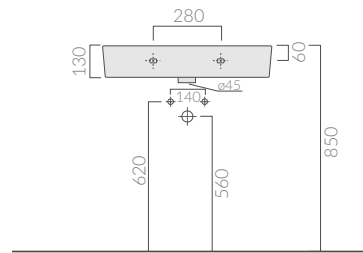
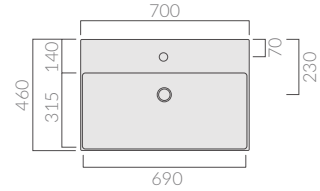
Art.

8968

**Portasciugamani in ottone cromato.**  
Chromium-plated brass towel-rack.  
Toallero en latón cromado.  
Porte-serviettes en laiton chromé.

Art.

8908



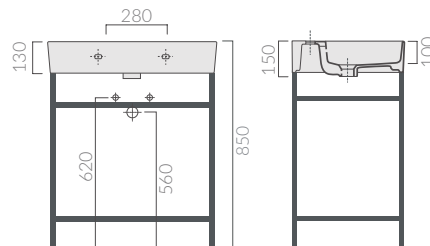
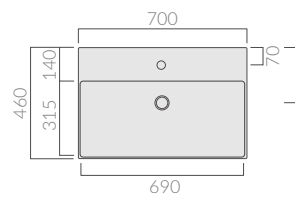
70

**Struttura sottolavabo a pavimento cm 70 in acciaio verniciato nero opaco.**

Black matt varnished steel under basin structure cm 70.  
Estructura a suelo de 70 cm en acero barnizado negro mate.  
Structure sous lavabo 70 cm au sol, en acier peint en noir mat.

Art.

8998





60



60x38

**Lavabo/Lavatoio con foro troppopieno.  
Installazione sospesa o da appoggio.**

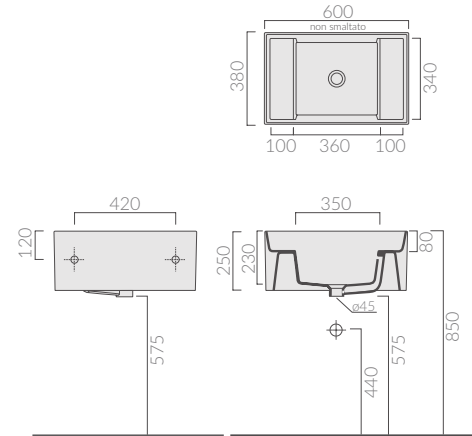
Washbasin/washtub. Wall hung or countertop installation.

Lavabo-Lavadero con rebosadero. Instalación suspendida o de apoyo.

Lavabo-timbre avec trop-plein. Installation suspendue ou à poser.

Art.

5484



**Asse in legno di okoumè per lavabo art. 5484.**

Okoumé wooden board for washbasin art. 5484.

Tabla en madera de Okoumè para lavabo art. 5484

Table en Okoumè pour lavabo art. 5484.

Art.

5485



65



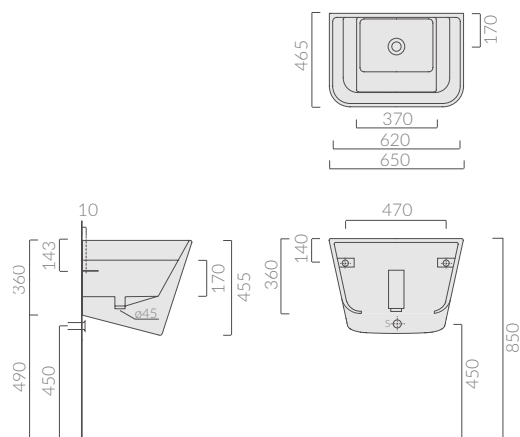
65x45

**Lavabo/Lavatoio. Installazione sospesa.  
Rubinetteria a parete.**

Wall-hung washbasin-washtub, wall tap.  
Lavabo-lavadero, griferia a pared.  
Lavabo-timbre. Rubinetterie murale.

Art.

5403	bianco/white blanco/blanc
<input type="checkbox"/> 5403MT	bianco mat/white matt blanco mate/blanc mat



**Asse di legno di okoumé.**

Okoumé wooden board.  
Tabla en madera de Okoumé.  
Table en Okoumé.

Art.

5442



55



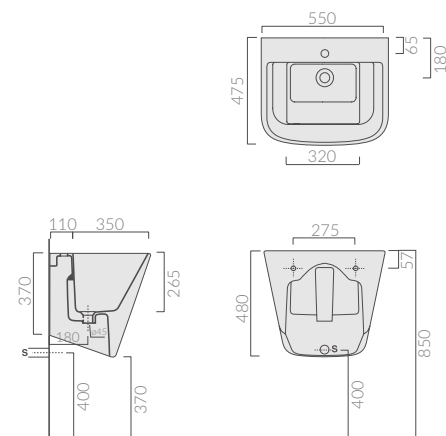
55x45

**Lavabo/Lavatoio. Installazione sospesa.  
Monoforo.**

Wall-hung washbasin-washtub, wall tap.  
Lavabo-lavadero, 1 orificio  
Lavabo-timbre, monotrou.

Art.

5482	bianco/white blanco/blanc
<input type="checkbox"/> 5482MT	bianco mat/white matt blanco mate/blanc mat



**Asse di legno di okoumé.**

Okoumé wooden board.  
Tabla en madera de Okoumé.  
Table en Okoumé.

Art.

5483



45



45x40

**Lavabo. Installazione sospesa.**

Washbasin. Wall hung installation.

Lavabo. Instalación suspendida.

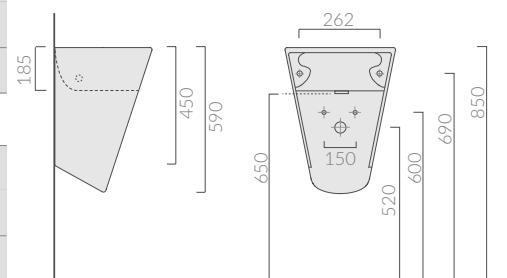
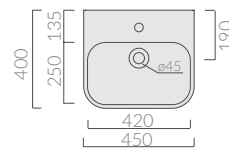
Lavabo. Installation suspendue.

Art.

5407M	bianco monoforo/white 1 hole 1 orificio bianco/blanc monotrou
5407MMT	bianco mat monoforo/white matt 1 hole 1 orificio bianco mate/blanc mat monotrou
5407NE	nero monoforo/black 1 hole negro 1 orificio/noir monotrou

Art.

5407SF	bianco senza foro/white without hole blanco sin orificio/blanc sans trou
5407SFMT	bianco mat senza foro/white matt without hole blanco mate sin orificio/blanc mat sans trou
5407SNE	nero senza foro/black without hole negro sin orificio/noir sans trou



50



50x40

**Lavabo Monolite.**

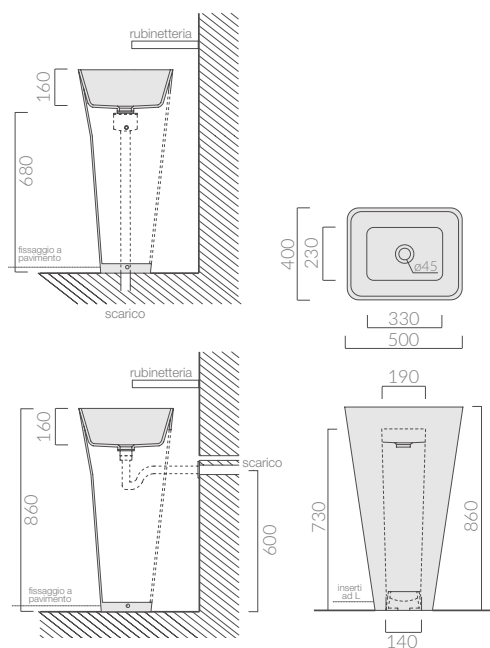
Monolith washbasin.

Monolito lavabo.

Lavabo Monolithe.

Art.

5405P	bianco/white blanco/blanc
5405PMT	bianco mat/white matt blanco mat/blanc matt
5405PNE	nero/black negro/noir
5405PTR	travertino/travertine travertino/travertin
5405PAR	ardesia/slate-grey granito/ardoise



Disponibile con scarico a pavimento (da specificare), kit di scarico incluso.

Il lavabo con lo scarico a pavimento non è adatto ad una installazione free standing.

Available with floor drain (to specify if floor drain is requested), trap included.

Washbasin with floor drain is not suitable for the free standing installation.

Disponibile con descarga a suelo (indicar), kit de descarga incluido.

El lavabo con la descarga a suelo no es adecuado para una instalación libre.

Disponibile avec vidage au sol (à spécifier), kit de vidage inclus.

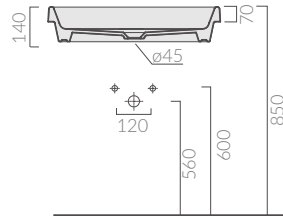
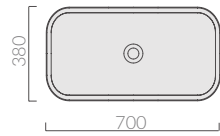
Le lavabo avec le vidage au sol n'est pas adapté pour une installation en free standing.



Wc e bidet in abbinamento serie SA02  
Wc and bidet are SA02 collection  
Inodoro y bidet son SA02 colección  
Cuvette et bidet sont SA02 collection



70



70x38

**Lavabo incasso sopra piano.**

Recessed countertop washbasin.

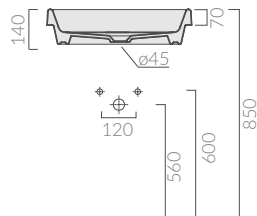
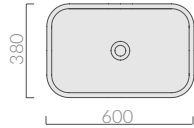
Lavabo de encastre sobre plano.

Lavabo encastré sur plan.

Art.

5453	bianco/white blanco/blanc
5453MT	bianco mat/white matt blanco mate/blanc mat
5453NE	nero/black negro/noir

60



60x38

**Lavabo incasso sopra piano.**

Recessed countertop washbasin.

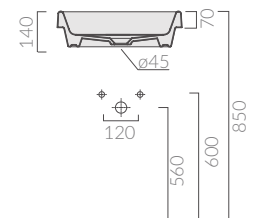
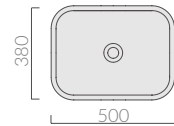
Lavabo de encastre sobre plano.

Lavabo encastré sur plan.

Art.

5452	bianco/white blanco/blanc
5452MT	bianco mat/white matt blanco mate/blanc mat
5452NE	nero/black negro/noir

50



50x38

**Lavabo incasso sopra piano.**

Recessed countertop washbasin.

Lavabo de encastre sobre plano.

Lavabo encastré sur plan.

Art.

5417	bianco/white blanco/blanc
5417MT	bianco mat/white matt blanco mate/blanc mat
5417NE	nero/black negro/noir





# MEG11

## 85



**85x44**

**Lavabo sospeso monoforo.**

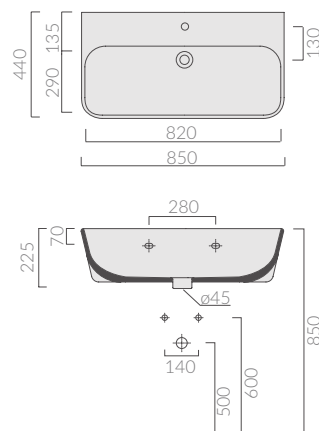
Wall-hung washbasin, one hole.

Lavabo suspendido 1 orificio.

Lavabo suspendu monotrou.

Art.

5400M



## 75



**75x44**

**Lavabo sospeso monoforo.**

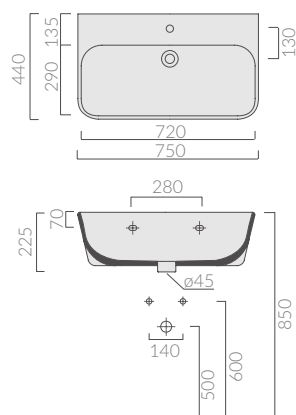
Wall-hung washbasin, one hole.

Lavabo suspendido 1 orificio.

Lavabo suspendu monotrou.

Art.

5401M



## 65



**65x44**

**Lavabo sospeso monoforo.**

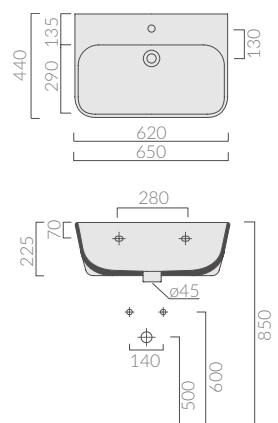
Wall-hung washbasin, one hole.

Lavabo suspendido 1 orificio.

Lavabo suspendu monotrou.

Art.

5402M



**Portasciugamani in ottone cromato.**

Chromium-plated brass towel-rack.

Toallero en laton cromado.

Porte-serviettes en laiton chromé.

Art.

5441 cm 65 per art. 5400M

5440 cm 55 per art. 5401M

5439 cm 45 per art. 5402M



## SOFT CLOSE

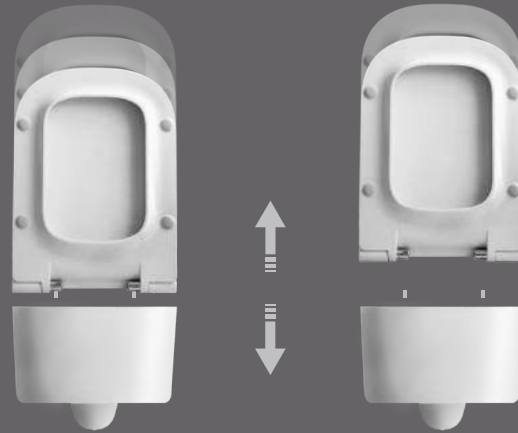


**Coprivaso avvolgente realizzato in resina termoindurente con meccanismo di caduta rallentata.**

Thermosetting seat cover with soft closing system.

Tapa termoindurente para inodoro con bisagra de caída amortiguada.

Abattant thermodurci pour cuvette, charnière avec dispositif de fermeture ralentie.



## SGANCIO RAPIDO

Quick release/  
Extracción rápida/  
Dégagement rapide

**Il nuovo dispositivo di sgancio rapido permette di estrarre il coprivaso in maniera semplice, agevolando così una più facile pulizia.**


The new quick-release device allows to take the toilet seat off in a simple manner, making it easier to clean.

El nuevo dispositivo de extracción rápida permite una fácil extracción de la tapa, para una limpieza más fácil.

Le nouveau dispositif de dégagement rapide permet de retirer facilement l'abattant, ce qui facilite le nettoyage.



## COLORI

-  bianco/white/blanco/blanc
-  bianco mat/white matt  
blanco mate/blanc mate
-  sabbia/sand/arena/sable
-  nero/black/negro/noir
-  nero mat/black matt  
negro mate/noir mat



## SIFONE SMALTATO

Glazed siphon/ Sifón esmaltado/  
Siphon émaillé

**Il sifone smaltato permette un utilizzo più igienico e duraturo.**

The glazed siphon allows a more hygienic and long-lasting use.

El sifón esmaltado permite un uso más higiénico y duradero.

Le siphon émaillé permet une utilisation plus hygiénique et durable.



## FISSAGGIO NASCOSTO

Hidden Fixation/ Fijación oculta/ Fixation Invisible

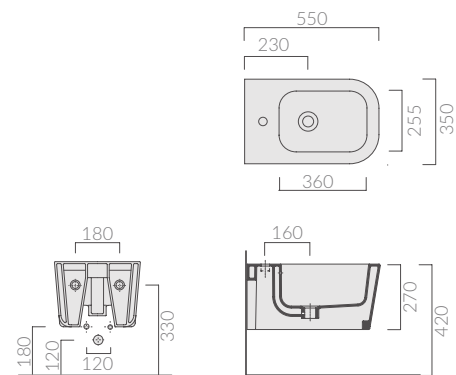
**Il fissaggio avviene dal basso del sanitario così da non rendere visibili i tradizionali fori.**

The fixing is carried out from the bottom of the sanitaryware in order that traditional holes are hidden.

La fijación se realiza desde la parte inferior de el sanitario con el fin de no hacer visibles los orificios tradicionales.

La fixation est réalisée à partir de la base de l'article sanitaire afin que les trous traditionnels ne soient pas visibles.

55



55x35

**Bidet sospeso monoforo.**

Wall-hung bidet, one hole.

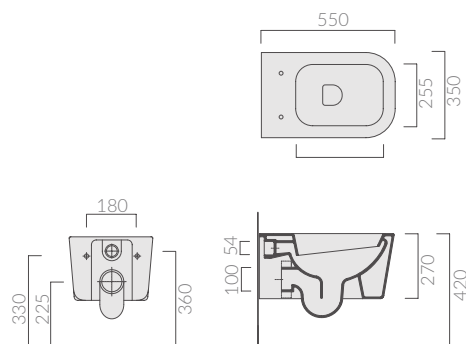
Bidet suspendido 1 orificio.

Bidet suspendu monotrou.

Art.

5412	bianco/white blanco/blanc
5412MT	bianco mat/white matt blanco mate/blanc mat
5412NE	nero/black negro/noir
5412NEMT	nero mat/black matt negro mate/noir mat
5412SA	sabbia/sand arena/sable

55



55x35

**Vaso sospeso.**

Wall-hung wc.

Inodoro suspendido.

Cuvette suspendue.

Art.

5411	bianco/white blanco/blanc
5411MT	bianco mat/white matt blanco mate/blanc mat
5411NE	nero/black negro/noir
5411NEMT	nero mat/black matt negro mate/noir mat
5411SA	sabbia/sand arena/sable



Soft Close



Sgancio rapido

Quick-release system/Sistema de rápida extracción/Système dégageant rapide



Sifone smaltato

Glazed siphon/Sifón esmaltado/Siphon émaillé



Fissaggio nascosto

Hidden fixing/Fijación oculta/Fixation invisible



## SOFT CLOSE

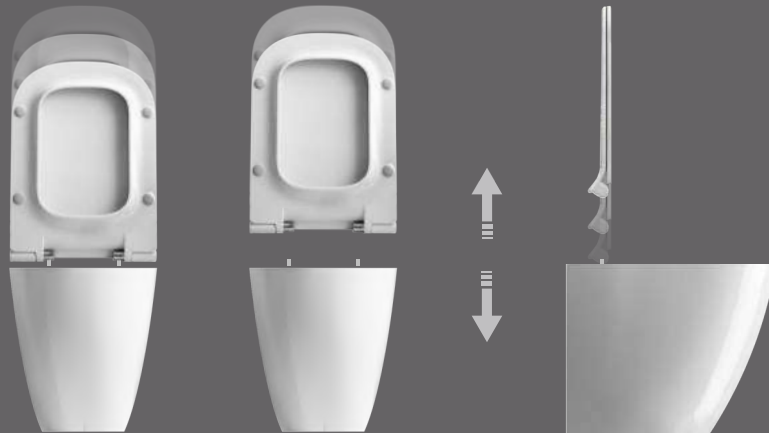


**Coprivaso avvolgente realizzato in resina termoindurente con meccanismo di caduta rallentata.**

Thermosetting seat cover with soft closing system.

Tapa termoindurente para inodoro con bisagra de caída amortiguada.

Abattant thermodurci pour cuvette, charnière avec dispositif de fermeture ralentie.



## SGANCIO RAPIDO

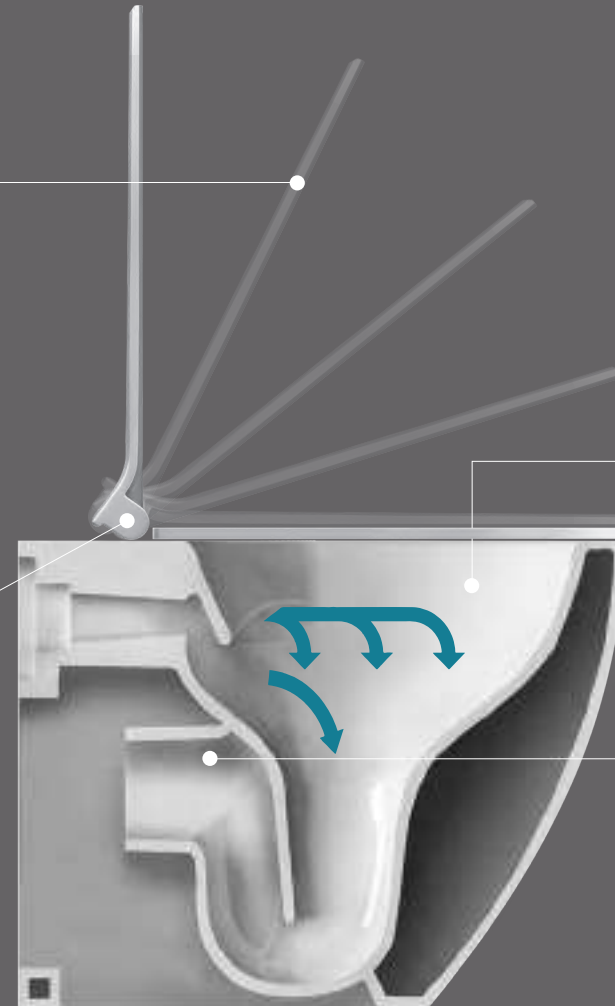
Quick release/  
Extracción rápida/  
Dégagement rapide

**Il nuovo dispositivo di sgancio rapido permette di estrarre il coprivaso in maniera semplice, agevolando così una più facile pulizia.**

The new quick-release device allows to take the toilet seat off in a simple manner, making it easier to clean.

El nuevo dispositivo de extracción rápida permite una fácil extracción de la tapa, para una limpieza más fácil.

Le nouveau dispositif de dégagement rapide permet de retirer facilement l'abattant, ce qui facilite le nettoyage.



## RIM AWAY

**Nuovo sistema di scarico che permette una più rapida e accurata pulizia utilizzando solo 3 lt di acqua per il risciacquo.**

New drainage system which allows a more rapid and careful cleaning using only 3 liters of water for rinsing.

Nuevo sistema de desagüe que permite una limpieza más rápida y completa utilizando sólo 3 litros de agua para el enjuague.

Nouveau système de vidage qui permet un nettoyage plus rapide et plus complet en utilisant seulement 3 litres d'eau pour le rinçage.



## SIFONE SMALTATO

Glazed siphon/ Sifón esmaltado/  
Siphon émaillé

**Il sifone smaltato permette un utilizzo più igienico e duraturo.**

The glazed siphon allows a more hygienic and long-lasting use.

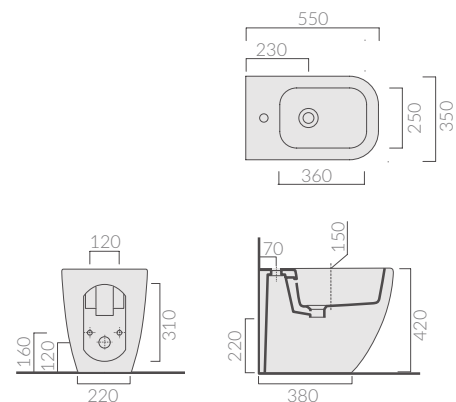
El sifón esmaltado permite un uso más higiénico y duradero.

Le siphon émaillé permet une utilisation plus hygiénique et durable.

## COLORI

-  bianco/white/blanco/blanc
-  bianco mat/white matt  
blanco mate/blanc mat
-  sabbia/sand/arena/sable
-  nero/black/negro/noir
-  nero mat/black matt  
negro mate/noir mat

55

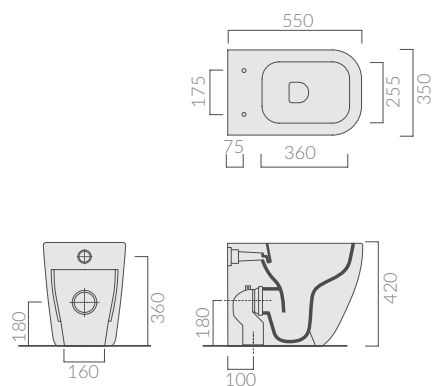


**NEW** 55x35  
**Bidet monoforo.**  
Back to wall bidet, one hole.  
Bidet 1 orificio.  
Bidet monotrou.

Art.

5480V2	bianco/white blanco/blanc
5480V2MT	bianco mat/white matt blanco mate/blanc mat
5480V2NE	nero/black negro/noir
5480V2NEMT	nero mat/black matt negro mate/noir mat
5480V2SA	sabbia/sand arena/sable

55



**NEW** 55x35  
**Vaso con scarico universale S/P SENZA BRIDA.**  
Back to wall wc with floor/wall draining NO RIM.  
Inodoro de tanque alto salida H/V  
SIN CANAL DE LAVADO.  
Cuvette au sol avec vidage universel S/M  
SANS BRIDE.

Art.

5481V2	bianco/bianco white/white
5481V2MT	bianco mat/white matt blanco mate/blanc mat
5481V2NE	nero/black negro/noir
5481V2NEMT	nero mat/black matt negro mate/noir mat
5481V2SA	sabbia/sand arena/sable



Soft Close



Sgancio rapido

Quick-release system/Sistema de rápida extracción/Système dégageant rapide



Sifone smaltato

Glazed siphon/Sifón esmaltado/  
Siphon émaillé





55



55x35

**Bidet monoforo.**

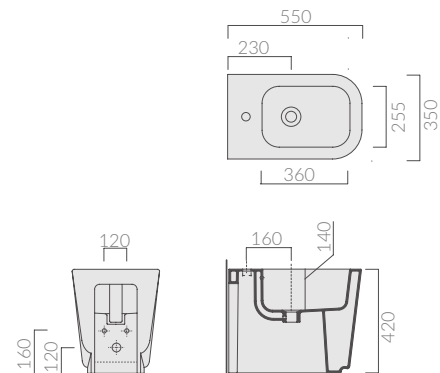
Back to wall bidet, one hole.

Bidet 1 orificio.

Bidet monotrou.

Art.

5410



55



55x35

**Vaso con scarico universale S/P.**

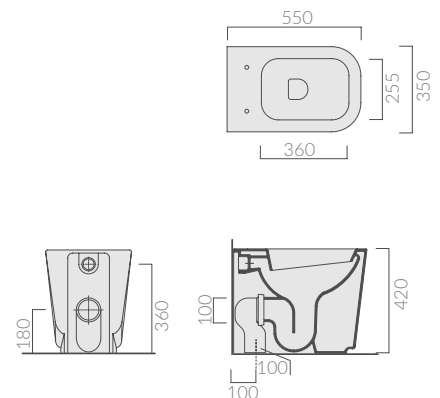
Back to wall wc with floor/wall draining.

Inodoro de tanque alto salida H/V.

Cuvette au sol avec vidage universel S/M.

Art.

5409



55



55x35

**Vaso con scarico TRASLATO.**

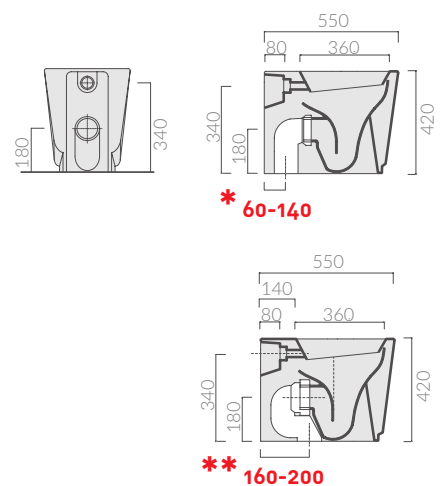
Back to wall wc FLOOR ADJUSTABLE FLUSH.

Inodoro con DESCARGA A SUELO AJUSTABLE.

Wc avec VIDAGE AU SOL AJUSTABLE.

Art.

5419



\* 9064 curva tecnica/elbow pipe  
sifón de evacuación/coude en S

\*\* 9065 curva tecnica/elbow pipe  
sifón de evacuación/coude en S



Soft Close



Sgancio rapido

Quick-release system/Sistema de rápida extracción/Système dégagement rapide



Sifone smaltato

Glazed siphon/Sifón esmaltado/Siphon émaillé

65

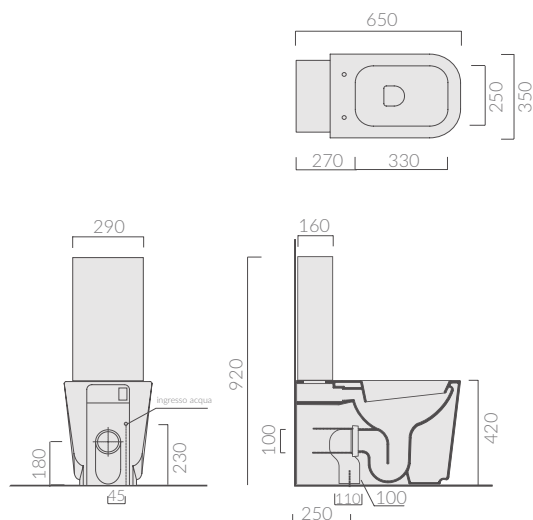


65x35

**Vaso monoblocco con scarico universale "S/P".**  
Close-coupled toilet, with wall/floor draining.  
Inodoro tanque bajo salida horizontal ó vertical.  
Wc monobloc avec vidage universel S/M.

Art.

5413	bianco/white blanco/blanc
5413MT	bianco mat/white matt blanco mate/blanc mat
5413NE	nero/black negro/noir
5413NEMT	nero mat/black matt negro mate/noir mat
5413SA	sabbia/sand arena/sable



29x16xh50

**Cassetta in ceramica.**

Ceramic cistern.  
Tanque cerámico.  
Réservoir en céramique.

Art.

9925	bianco/white blanco/blanc
9925MT	bianco mat/white matt blanco mate/blanc mat
9925NE	nero/black negro/noir
9925NEMT	nero mat/black matt negro mate/noir mat
9925SA	sabbia/sand arena/sable



Soft Close



Sgancio rapido

Quick-release system/Sistema de rápida extracción/Système dégageant rapide



Sifone smaltato

Glazed siphon/Sifón esmaltado/  
Siphon émaillé



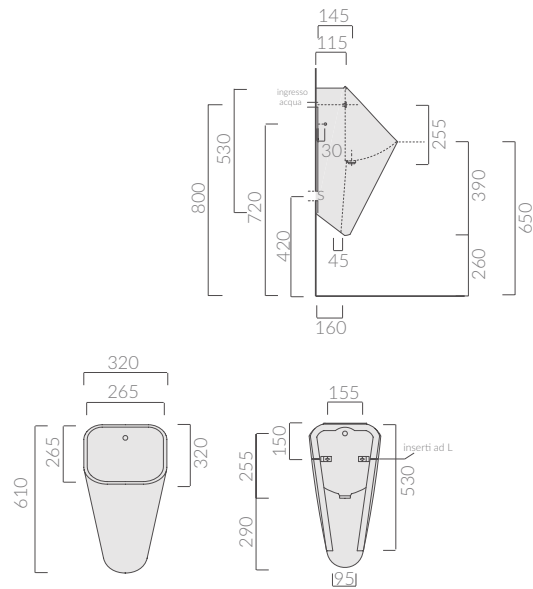
32



**32x32**  
**Orinatoio sospeso**  
 Wall hung urinal.  
 Urinario suspendido.  
 Urinoir suspendu.

Art.

5408




**Piletta con griglia per orinatoio.**  
 Outlet drain with grate for urinal.  
 Válvula con rejilla para urinario.  
 Bonde avec grille pour urinoir.

Art.

6069



# ERGO



105x45 - art. 7103



70x48 - art. 7120



ø38 - art. 7117



87x37 - art. 9864



85x45 - art. 7102



55x48 - art. 7119



ø40 - art. 7104



87x37 - art. 9864AR



75x45 - art. 7101



55x45 - art. 7100



ø40 - art. 7148



87x37 - art. 9864TR



ø42 - art. 7105



62x50 - art. 9863



60x36 - art. 7106



60x42 - art. 7118

## WC - BIDET ERGO



51x36 - art. 7110



51x36 - art. 7108



51x36 - art. 7109



51x36 - art. 7107



62x36 - art. 7111

15x30 - art. 7112



34xh110 - art. 7116

## WC - BIDET IN ABBINAMENTO DREAM



56x36 - art. 7311



56x36 - art. 7313



56x36 - art. 7309  
TRASLATO



56x36 - art. 7317



## VASCA - BATHTUB



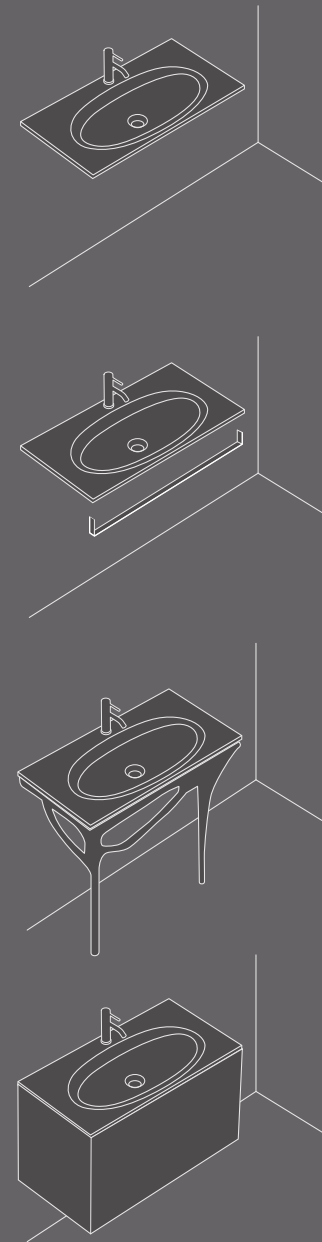
170x78 - art. 7320

ERGO



GALASSIA 112  
Italy

ERGO



GALASSIA 113  
Italy





**QUALITÀ** / Quality / Calidad / Qualité

Utilizzo di un nuovo smalto ceramico che rende le superfici più brillanti, levigate, durevoli nel tempo e più resistenti al calcare e ai batteri.

Use of a new ceramic glaze which makes surfaces more brilliant, polished, durable and resistant to limestone and bacteria.

Uso de un nuevo esmalte cerámico que hace la superficie más brillante, lisa, duradera en el tiempo y más resistente a la cal y bacterias.

Utilisation d'un nouveau vernis céramique qui rend les surfaces plus brillantes, lisses, durables dans le temps et plus résistantes au calcaire et aux bactéries.




**AFFIDABILITÀ** / Reliability / Fiabilidad / Fiabilité

Ogni lavabo è testato per garantire la massima solidità e resistenza meccanica di 150 kg.

Each washbasin is tested to ensure the maximum strength and mechanical resistance of 150 kg.

Cada lavabo se testa para asegurar la máxima solidez y resistencia mecánica de 150 kg.

Chaque lavabo est testé pour garantir la résistance maximale et la résistance mécanique de 150 kg.



**PILETTA**

Piletta di scarico realizzata in acciaio inox

Stainless steel drain.

Valvula de descarga en acero inoxidable.

Bonde en acier inoxydable.



**ADATTABILITÀ** / Adaptability / Adaptabilidad / Adaptabilité

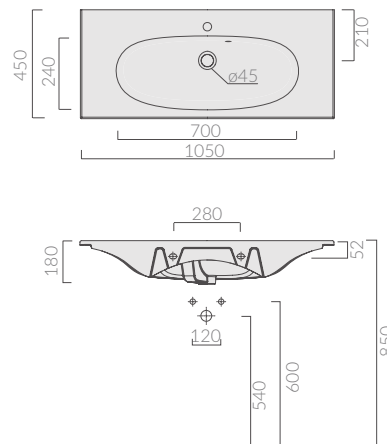
Vasta gamma di lavabi realizzati in più formati.

A wide range of washbasins made in several sizes.

Amplia gama de lavabos realizados en más dimensiones.

Large gamme de lavabos fabriqués en plusieurs dimensions.

105



105x45

**Lavabo monoforo. Installazione sospesa o incasso soprapiano.**

Washbasin 1 hole. Wall-hung or recessed countertop installation.  
Lavabo 1 orificio. Instalación suspendida o de encastrar sobre plano.  
Lavabo monotrou. Installation suspendue ou à encastrer sur plan.

Art.

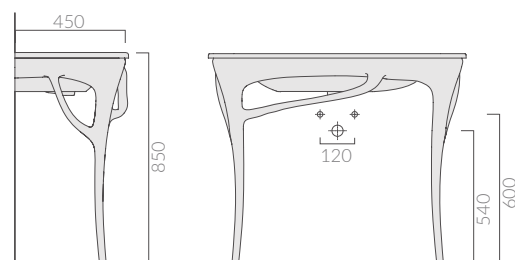
7103

**Portasciugamani.**

Towel rack.  
Toallero.  
Porte-serviettes.

Art.

- 7152** ottone cromato/chromium-plated brass  
latón cromado/laiton chromé
- 7147** legno massello iroko/Iroko heartwood  
madera maciza iroko/bois iroko



105x45

**Struttura sottolavabo in legno massello di iroko.**

Under-basin structure in iroko heartwood.  
Estructura bajo lavabo en madera maciza de iroko.  
Structure sous lavabo en bois iroko.

Art.

7156



Wc e bidet in abbinamento serie DREAM  
Wc and bidet are DREAM collection  
Inodoro y bidet son DREAM colección  
Cuvette et bidet sont DREAM collection

85



85x45

**Lavabo monoforo. Installazione sospesa o incasso soprapiano.**

Washbasin 1 hole. Wall-hung or recessed countertop installation.  
Lavabo 1 orificio. Instalación suspendida o de encastrar sobre plano.  
Lavabo monotrou. Installation suspendue ou à encastrer sur plan.

Art.

7102

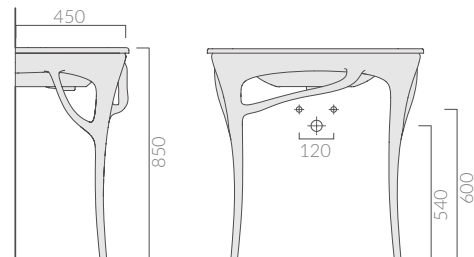
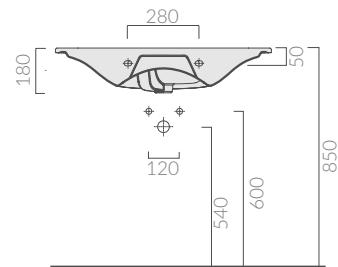
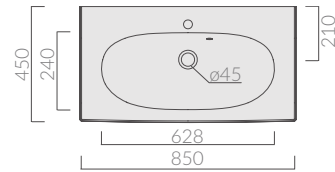
**Portasciugamani.**

Towel rack.  
Toallero.  
Porte-serviettes.

Art.

7150 ottone cromato/chromium-plated brass  
latón cromado/laiton chromé

7146 legno massello iroko/Iroko heartwood  
madera maciza iroko/bois iroko



85x45

**Struttura sottolavabo in legno massello di iroko.**  
Under-basin structure in iroko heartwood.  
Estructura bajo lavabo en madera maciza de iroko.  
Structure sous lavabo en bois iroko.

Art.

7123



75



75x45

**Lavabo monoforo. Installazione sospesa o incasso sopra piano.**

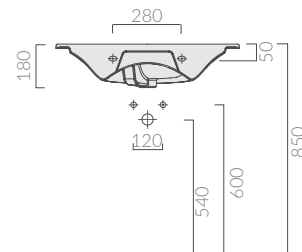
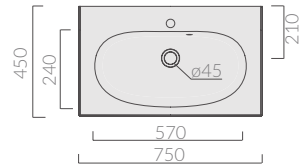
Washbasin 1 hole. Wall-hung or recessed countertop installation.

Lavabo 1 orificio. Instalación suspendida o de encastrar sobre plano.

Lavabo monotrou. Installation suspendue ou à encastrer sur plan.

Art.

7101



**Portasciugamani.**

Towel rack.

Toallero.

Porte-servittes.

Art.

7149 ottone cromato/chromium-plated brass  
latón cromado/laiton chromé

7145 legno massello iroko/Iroko heartwood  
madera maciza iroko/bois iroko



70



70x48

**Lavabo sospeso monoforo predisposto 3 fori.**  
 Wall-hung washbasin one hole pre-punched 3 holes.  
 Lavabo suspendido 1 orificio premarcado 3 orificios.  
 Lavabo suspendu monotrou pré-percé 3 trous.  
 Art.

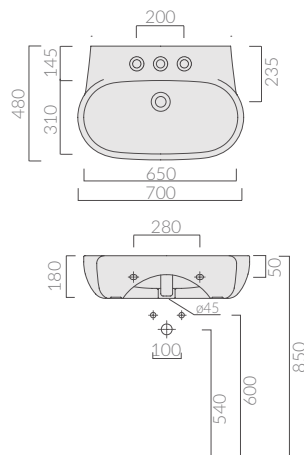
7120

**Portasciugamani.**

Towel rack. Toallero. Porte-serviettes.

Art.

- 7154** ottone cromato/chromium-plated brass  
latón cromado/laiton chromé
- 7144** legno massello iroko/Iroko heartwood  
madera maciza iroko/bois iroko



55



55x48

**Lavabo sospeso monoforo predisposto 3 fori.**  
 Wall-hung washbasin one hole pre-punched 3 holes.  
 Lavabo suspendido 1 orificio premarcado 3 orificios.  
 Lavabo suspendu monotrou pré-percé 3 trous.  
 Art.

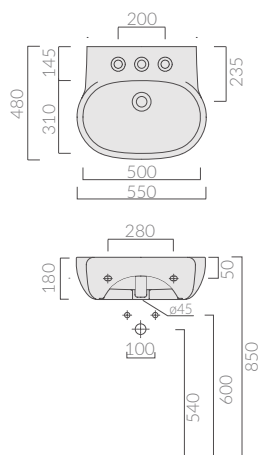
7119

**Portasciugamani.**

Towel rack. Toallero. Porte-serviettes.

Art.

- 7153** ottone cromato/chromium-plated brass  
latón cromado/laiton chromé
- 7143** legno massello iroko/Iroko heartwood  
madera maciza iroko/bois iroko



**Semicolonna in ceramica.**

Ceramic semi-pedestal. Semi-pedestal en cerámica. Semi-colonne en céramique.

Art.

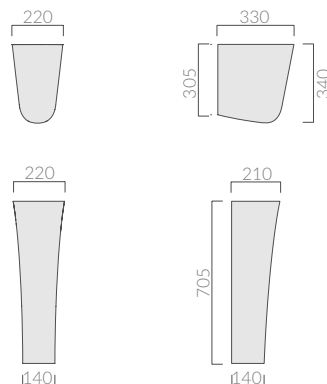
7121

**Colonna in ceramica.**

Ceramic pedestal. Pedestal en cerámica. Colonne en céramique.

Art.

7122





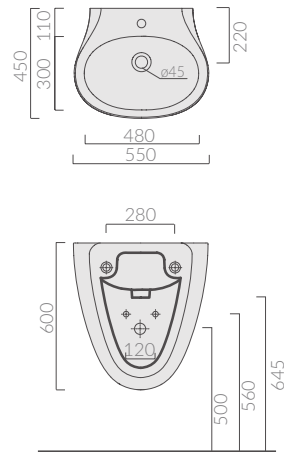
55



**55x45**  
**Lavabo sospeso monoforo.**  
 Wall-hung washbasin one hole.  
 Lavabo suspendido 1 orificio.  
 Lavabo suspendu monotrou.

Art.

7100



38



ø38

**Lavabo incasso.**

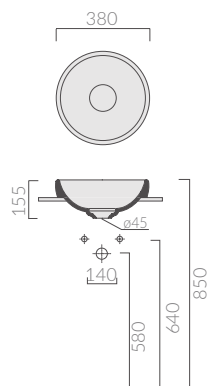
Recessed washbasin.

Lavabo de encastre.

Lavabo à encastrer.

Art.

7117



60



60x42

**Lavabo incasso.**

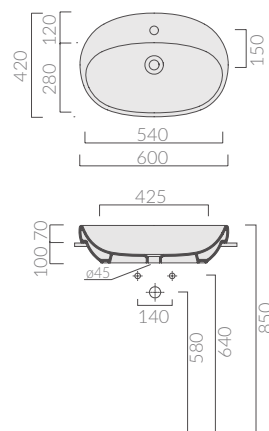
Recessed washbasin.

Lavabo de encastre.

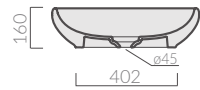
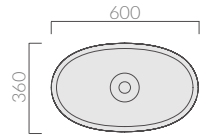
Lavabo à encastrer.

Art.

7118



60



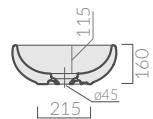
60x36

**Lavabo da appoggio.**  
Countertop washbasin.  
Lavabo de apoyo.  
Lavabo à poser.

Art.

7106	bianco white	bianco blanc
7106MT	bianco mat white matt	bianco mate blanc mat
7106ON	ottanio ottanio	ottanio bleu pétrole
7106SA	sabbia sand	arena sable

42



Ø42

**Lavabo da appoggio.**  
Countertop washbasin.  
Lavabo de apoyo.  
Lavabo à poser.

Art.

7105	bianco white	bianco blanc
7105MT	bianco mat white matt	bianco mate blanc mat
7105ON	ottanio ottanio	ottanio bleu pétrole
7105SA	sabbia sand	arena sable



Wc e bidet in abbinamento serie DREAM  
Wc and bidet are DREAM collection  
Inodoro y bidet son DREAM colección  
Cuvette et bidet sont DREAM collection

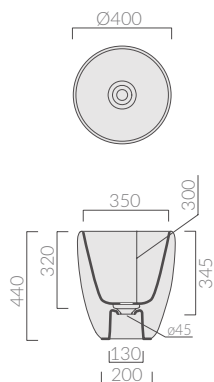
40



**ø40**  
**Lavabo da appoggio H44.**  
**Completo di piletta in ceramica e tubo di scarico.**  
 Countertop washbasin H44. Completed with ceramic free discharge waste and drain pipe.  
 Lavabo de apoyo. Con valvula de descarga libre en cerámica.  
 Lavabo à poser H44. Complété de bonde de décharge libre en céramique.

Art.

7104	bianco white	blanco blanc
<input type="checkbox"/> 7104MT	bianco mat white matt	blanco mate blanc mat



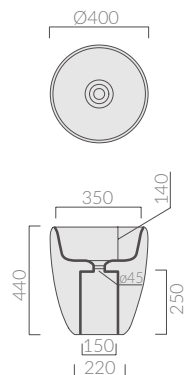
40



**ø40**  
**Lavabo da appoggio in legno massello di iroko.**  
**Completo di tubo di scarico.**  
 Countertop washbasin in iroko solid wood. Completed with drain pipe.  
 Lavabo de apoyo en madera maciza de iroko. Con sifón de evacuación.  
 Lavabo à poser en bois iroko. Avec tuyau d'évacuation.

Art.

<input checked="" type="checkbox"/> 7148	iroko
--	-------



87

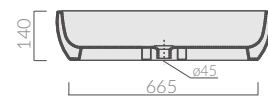
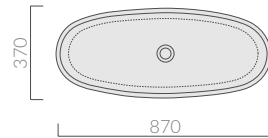


87x37

**Lavabo da appoggio.**  
Countertop washbasin.  
Lavabo de apoyo.  
Lavabo à poser.

Art.

9864	bianco white	blanco blanc
9864AR	ardesia slate-grey	granito ardoise
9864TR	travertino travertine	travertino travertin



62

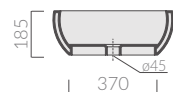
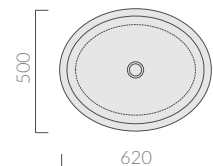


62x50

**Lavabo da appoggio.**  
Countertop washbasin.  
Lavabo de apoyo.  
Lavabo à poser.

Art.

9863	bianco white	blanco blanc
9863NE	nero black	negro noir
9863NPT	grigio grey	gris gris



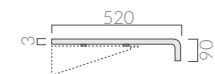
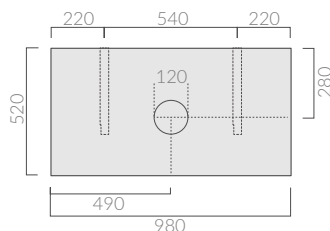
98

98x52

**Mensola portalavabo in acciaio ossidato chimicamente finitura corten.**  
Chemically oxidized steel shelf, corten finish.  
Repisa de acero oxidado químicamente, acabado corten.  
Étagère en acier oxydè chimiquement, finition corten.

Art.

7322	
------	--







SOFT CLOSE



**Coprivaso avvolgente realizzato in resina termoindurente con meccanismo di caduta rallentata.**



Thermosetting seat cover with soft closing system.


Tapa termoindurente para inodoro con bisagra de caída amortiguada.

Abattant thermodurci pour cuvette, charnière avec dispositif de fermeture ralentie.



COLORI

-  bianco/white/blanco/blanc
-  bianco mat/white matt  
blanco mate/blanc mat



SIFONE SMALTATO

Glazed siphon/ Sifón esmaltado/ Siphon émaillé

**Il sifone smaltato permette un utilizzo più igienico e duraturo.**

The glazed siphon allows a more hygienic and long-lasting use.

El sifón esmaltado permite un uso más higiénico y duradero.

Le siphon émaillé permet une utilisation plus hygiénique et durable.



FISSAGGIO NASCOSTO

Hidden Fixation/ Fijación oculta/ Fixation Invisible

**Il fissaggio avviene dal basso del sanitario così da non rendere visibili i tradizionali fori.**

The fixing is carried out from the bottom of the sanitaryware in order that traditional holes are hidden.

La fijación se realiza desde la parte inferior de el sanitario con el fin de no hacer visibles los orificios tradicionales.

La fixation est réalisée à partir de la base de l'article sanitaire afin que les trous traditionnels ne soient pas visibles.

51

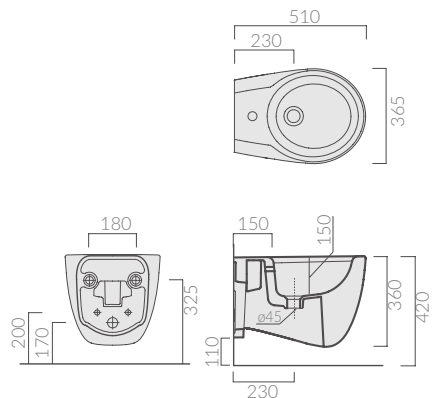


51x36

**Bidet sospeso monoforo.**  
Wall-hung bidet, one hole.  
Bidet suspendido 1 orificio.  
Bidet suspendu monotrou.

Art.

7110		
<input type="checkbox"/>	7110MT	bianco mat white matt blanc mate



51

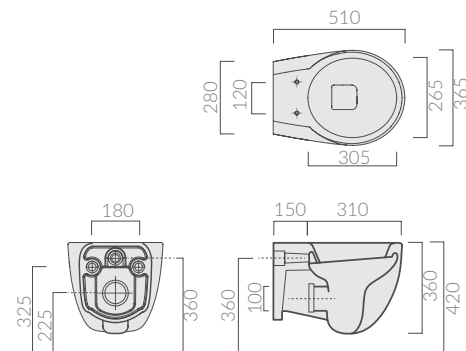


51x36

**Vaso sospeso.**  
Wall-hung wc.  
Inodoro suspendido.  
Cuvette suspendue.

Art.

7109		
<input type="checkbox"/>	7109MT	bianco mat white matt blanc mate



Soft Close



Sifone smaltato

Glazed siphon/Sifón esmaltado/  
Siphon émaillé

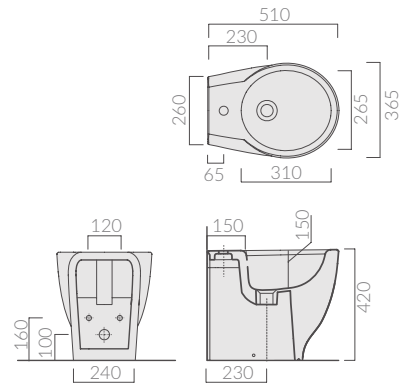


Fissaggio nascosto

Hidden fixing/Fijación oculta/  
Fixation invisible



51



51x36

**Bidet monoforo.**

Back to wall bidet, one hole.

Bidet 1 orificio.

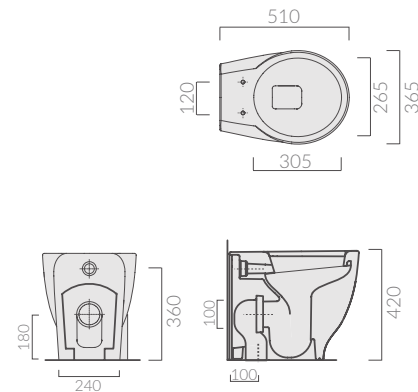
Bidet monotrou.

Art.

7108

7108MT bianco mat white matt

51



51x36

**Vaso con scarico universale S/P.**

Back to wall wc with floor/wall draining.

Inodoro de tanque alto salida H/V.

Cuvette au sol avec vidage universel S/M.

Art.

7107

7107MT bianco mat white matt



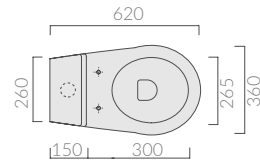
Soft Close



Sifone smaltato

Glazed siphon/Sifón esmaltado/Siphon émaillé



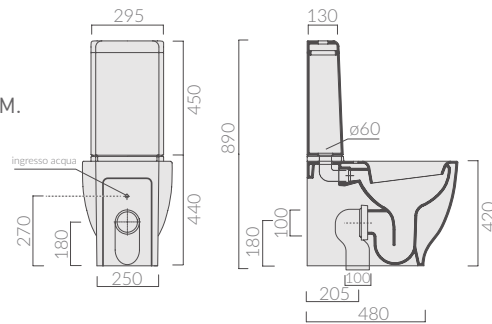


62

**62x36**  
**Vaso monoblocco con scarico universale S/P.**  
 Close coupled toilet with floor/wall draining.  
 Inodoro de tanque bajo salida H/V.  
 Cuvette monobloc au sol avec vidage universel S/M.

Art.

7111		
7111MT	bianco mat white matt	bianco mate blanc mat



**30x13xh45**  
**Cassetta in ceramica.**  
 Ceramic cistern.  
 Tanque cerámico.  
 Réservoir en céramique.

Art.

7112		
7112MT	bianco mat white matt	bianco mate blanc mat



Soft Close



Sifone smaltato  
 Glazed siphon/Sifón esmaltado/  
 Siphon émaillé



34



**34x34xh110**  
**Orinatoio a terra.**  
 Back to wall urinal.  
 Urinario a suelo.  
 Urinoir au sol.

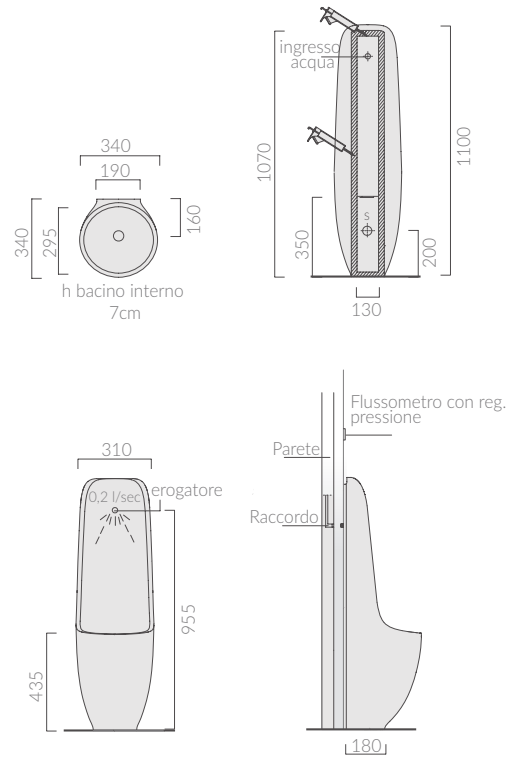
Art.

7116

**Piletta con griglia per urinatoio.**  
 Outlet drain with grate for urinal.  
 Válvula con rejilla para urinario.  
 Bonde avec grille pour urinoir.

Art.

6069





# SA02



100x50 - art. 8958



75x52 - art. 9922



120x46 - art. 8966



70x50 - art. 8955



65x49 - art. 9921



90x46 - art. 8967



50x50 - art. 8954



50x49 - art. 9923



70x46 - art. 8968



40x35 - art. 8951



35x26 - art. 9917

## WC - BIDET SA02



52x38 - art. 8970



52x38 - art. 8960



52x38 - art. 8971




52x38 - art. 8961




64x38 - art. 8962  
38x15 - art. 8964

## WC - BIDET IN ABBINAMENTO XES



51x38 - art. 9906



51x38 - art. 9908



51x38 - art. 9907



51x38 - art. 9909

## VASCHE - BATHTUBS



167x80 - art. 8965



167x80 - art. 8965



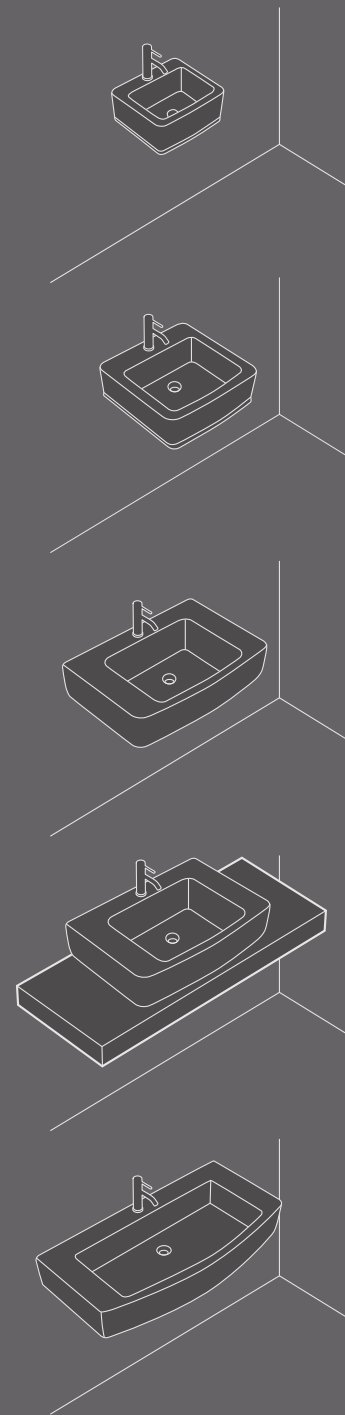
170x78 - art. 7320

SA02



GALASSIA 146  
Italy

SA02



GALASSIA 147  
Italy


**QUALITÀ** / Quality / Calidad / Qualité

Utilizzo di un nuovo smalto ceramico che rende le superfici più brillanti, levigate, durevoli nel tempo e più resistenti al calcare e ai batteri.

Use of a new ceramic glaze which makes surfaces more brilliant, polished, durable and resistant to limestone and bacteria.

Uso de un nuevo esmalte cerámico que hace la superficie más brillante, lisa, duradera en el tiempo y más resistente a la cal y bacterias.

Utilisation d'un nouveau vernis céramique qui rend les surfaces plus brillantes, lisses, durables dans le temps et plus résistantes au calcaire et aux bactéries.

**PILETTA**

Piletta di scarico realizzata in acciaio inox

Stainless steel drain.

Valvula de descarga en acero inoxidable.

Bonde en acier inoxydable.



**AFFIDABILITÀ** / Reliability / Fiabilidad / Fiabilité

Ogni lavabo è testato per garantire la massima solidità e resistenza meccanica di 150 kg.

Each washbasin is tested to ensure the maximum strength and mechanical resistance of 150 kg.

Cada lavabo se testa para asegurar la máxima solidez y resistencia mecánica de 150 kg.

Chaque lavabo est testé pour garantir la résistance maximale et la résistance mécanique de 150 kg.


**ADATTABILITÀ** / Adaptability / Adaptabilidad / Adaptabilité

Vasta gamma di lavabi realizzati in più formati.

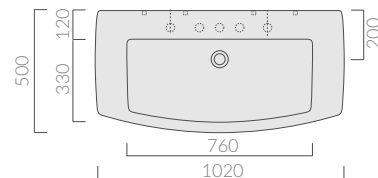
A wide range of washbasins made in several sizes.

Amplia gama de lavabos realizados en más dimensiones.

Large gamme de lavabos fabriqués en plusieurs dimensions.



100

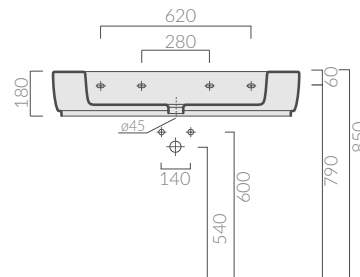


100x50

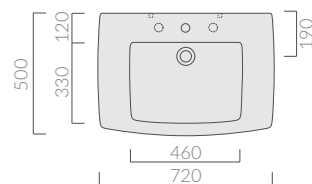
**Lavabo. Installazione sospesa.**  
Washbasin. Wall-hung installation.  
Lavabo. Instalación suspendida.  
Lavabo. Installation suspendue.

Art.

8958



70

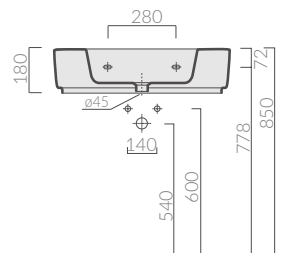


70x50

**Lavabo. Installazione sospesa.**  
Washbasin. Wall-hung installation.  
Lavabo. Instalación suspendida.  
Lavabo. Installation suspendue.

Art.

8955



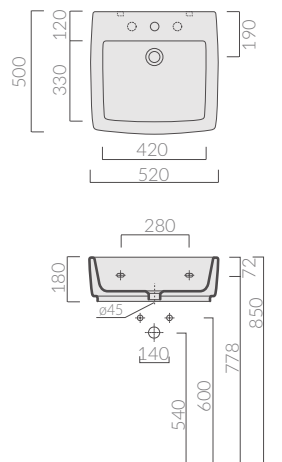
50



**50x50**  
**Lavabo. Installazione sospesa.**  
 Washbasin. Wall-hung installation.  
 Lavabo. Instalación suspendida.  
 Lavabo. Installation suspendue.

Art.

8954



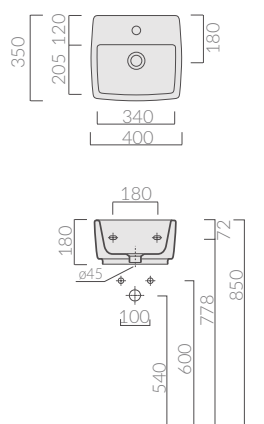
40



**40x35**  
**Lavabo. Installazione sospesa.**  
 Washbasin. Wall-hung installation.  
 Lavabo. Instalación suspendida.  
 Lavabo. Installation suspendue.

Art.

8951



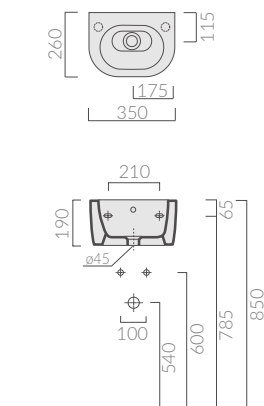
35



**35x26**  
**Lavabo. Installazione sospesa.**  
 Washbasin. Wall-hung installation.  
 Lavabo. Instalación suspendida.  
 Lavabo. Installation suspendue.

Art.

9917





120



120x46

**Lavabo. Installazione sospesa.**  
Washbasin. Wall hung installation.  
Lavabo. Instalación suspendida.  
Lavabo. Installation suspendue.

Art.

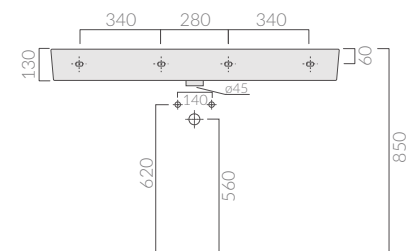
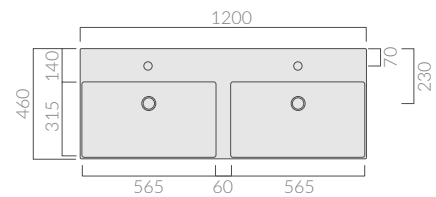
8966

**Coppia portasciugamani in ottone cromato.**

Two chromium-plated brass towel-rack.  
Doble toallero en latón cromado.  
Double porte-serviettes en laiton chromé.

Art.

8906



90



90x46

**Lavabo. Installazione sospesa.**  
Washbasin. Wall hung installation.  
Lavabo. Instalación suspendida.  
Lavabo. Installation suspendue.

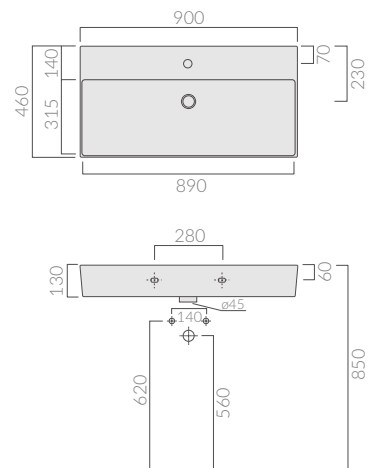
Art.

8967

**Portasciugamani in ottone cromato.**  
Chromium-plated brass towel-rack.  
Toallero en latón cromado.  
Porte-serviettes en laiton chromé.

Art.

8907

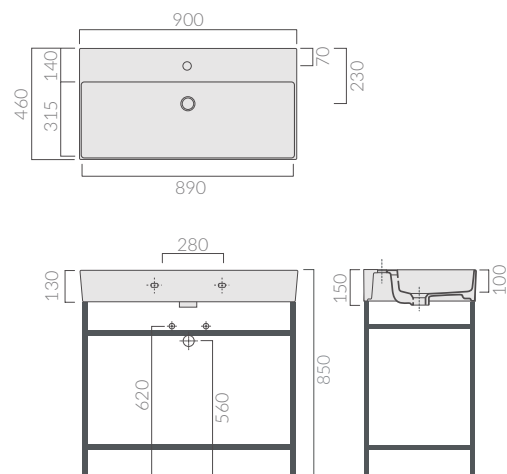


90

**Struttura sottolavabo a pavimento cm 90 in acciaio verniciato nero opaco.**  
Black matt varnished steel under basin structure.  
Estructura a suelo de 90 cm en acero barnizado negro mate.  
Structure sous-lavabo 90 cm, au sol, en acier peint en noir mat.

Art.

8969



70



70x46

**Lavabo. Installazione sospesa.**  
Washbasin. Wall hung installation.  
Lavabo. Instalación suspendida.  
Lavabo. Installation suspendue.

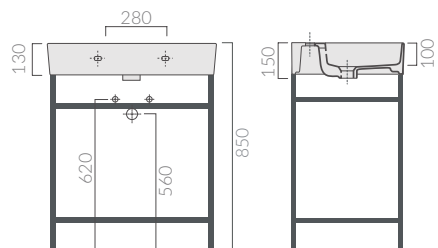
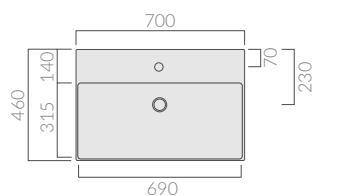
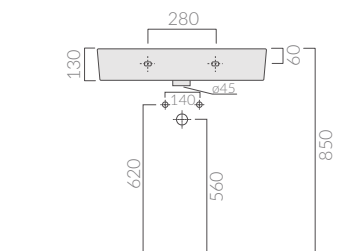
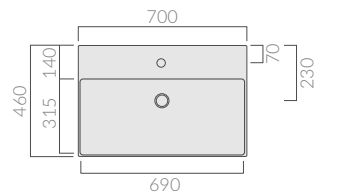
Art.

8968

**Portasciugamani in ottone cromato.**  
Chromium-plated brass towel-rack.  
Toallero en latón cromado.  
Porte-serviettes en laiton chromé.

Art.

8908



70

**Struttura sottolavabo a pavimento cm 70 in acciaio verniciato nero opaco.**

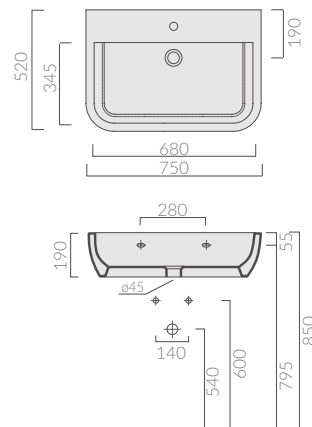
Black matt varnished steel under basin structure.  
Estructura a suelo de 70 cm en acero barnizado negro mate.  
Structure sous-lavabo 70 cm, au sol, en acier peint en noir mat.

Art.

8998



75



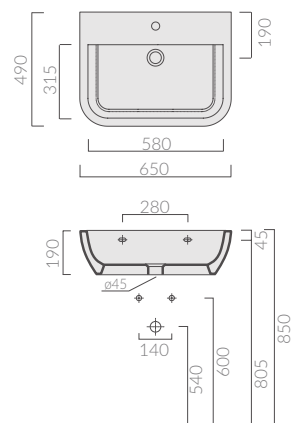
75x52

**Lavabo. Installazione sospesa/appoggio.**  
Washbasin. Wall-hung / countertop installation.  
Lavabo. Instalación suspendida /de apoyo.  
Lavabo. Installation suspendue / à poser.

Art.

9922

65



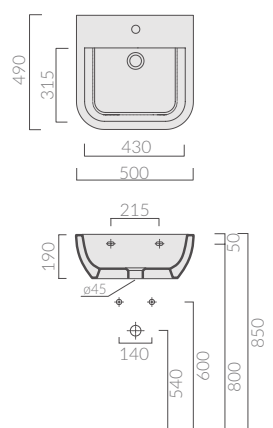
65x49

**Lavabo. Installazione sospesa/appoggio.**  
Washbasin. Wall-hung / countertop installation.  
Lavabo. Instalación suspendida /de apoyo.  
Lavabo. Installation suspendue / à poser.

Art.

9921

50



50x49

**Lavabo. Installazione sospesa/appoggio.**  
Washbasin. Wall-hung / countertop installation.  
Lavabo. Instalación suspendida /de apoyo.  
Lavabo. Installation suspendue / à poser.

Art.

9923



Wc e bidet in abbinamento serie XES  
Wc and bidet are XES collection  
Inodoro y bidet son XES colección  
Cuvette et bidet sont XES collection

## SOFT CLOSE

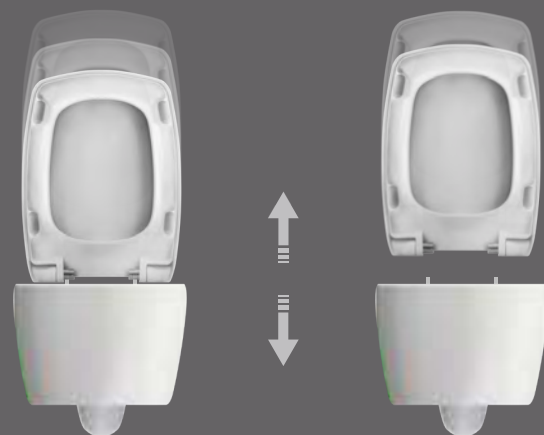


**Coprivaso avvolgente realizzato in resina termoindurente con meccanismo di caduta rallentata.**

Thermosetting seat cover with soft closing system.

Tapa termoindurente para inodoro con bisagra de caída amortiguada.

Abattant thermodurci pour cuvette, charnière avec dispositif de fermeture rallentie.



## SGANCIO RAPIDO

Quick release/  
Extracción rápida/  
Dégagement rapide

**Il nuovo dispositivo di sgancio rapido permette di estrarre il coprivaso in maniera semplice, agevolando così una più facile pulizia.**

The new quick-release device allows to take the toilet seat off in a simple manner, making it easier to clean.


El nuevo dispositivo de extracción rápida permite una fácil extracción de la tapa, para una limpieza más fácil.

Le nouveau dispositif de dégagement rapide permet de retirer facilement l'abattant, ce qui facilite le nettoyage.



## COLORI

-  bianco/white/blanco/blanc
-  bianco mat/white matt  
blanco mate/blanc mat
-  nero/black/negro/noir



## SIFONE SMALTATO

Glazed siphon/ Sifón esmaltado/  
Siphon émaillé

**Il sifone smaltato permette un utilizzo più igienico e duraturo.**

The glazed siphon allows a more hygienic and long-lasting use.

El sifón esmaltado permite un uso más higiénico y duradero.

Le siphon émaillé permet une utilisation plus hygiénique et durable.



## FISSAGGIO NASCOSTO

Hidden Fixation/ Fijación oculta/ Fixation Invisible

**Il fissaggio avviene dal basso del sanitario così da non rendere visibili i tradizionali fori.**

The fixing is carried out from the bottom of the sanitaryware in order that traditional holes are hidden.

La fijación se realiza desde la parte inferior de el sanitario con el fin de no hacer visibles los orificios tradicionales.

La fixation est réalisée à partir de la base de l'article sanitaire afin que les trous traditionnels ne soient pas visibles.



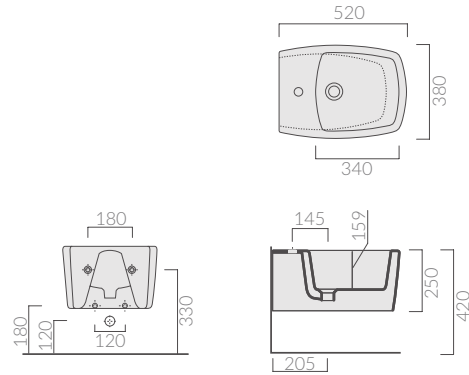
52



**52x38**  
**Bidet sospeso monoforo.**  
 Wall-hung bidet, one hole.  
 Bidet suspendido 1 orificio.  
 Bidet suspendu, monotrou.

Art.

8970		
<input type="checkbox"/>	8970MT	bianco mat bianco mate white matt blanc mat
<input checked="" type="checkbox"/>	8970NE	nero black negro noir



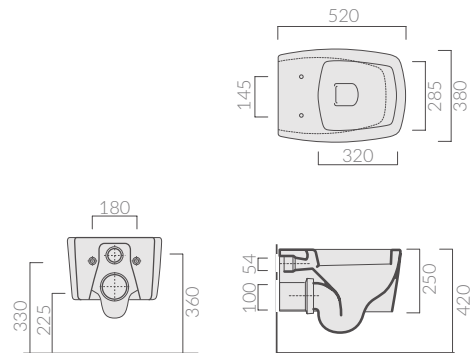
52



**52x38**  
**Vaso sospeso.**  
 Wall-hung wc.  
 Inodoro suspendido.  
 Cuvette suspendue.

Art.

8971		
<input type="checkbox"/>	8971MT	bianco mat bianco mate white matt blanc mat
<input checked="" type="checkbox"/>	8971NE	nero black negro noir



Soft Close



Sifone smaltato

Glazed siphon/Sifón esmaltado/  
Siphon émaillé



Fissaggio nascosto

Hidden fixing/Fijación oculta/  
Fixation invisible



52



52x38

**Bidet monoforo.**

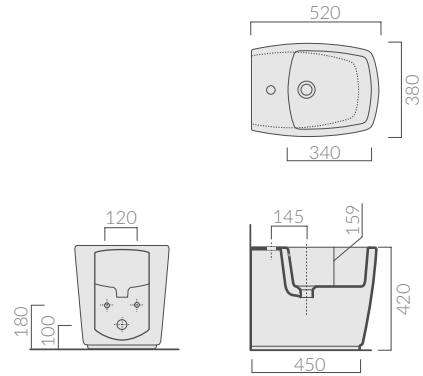
Back to wal bidet, one hole.

Bidet 1 orificio.

Bidet monotrou.

Art.

8960		
<input type="checkbox"/>	8960MT	bianco mat white matt blanco mate blanc mat
<input checked="" type="checkbox"/>	8960NE	nero black negro noir



52



52x38

**Vaso con scarico universale S/P.**

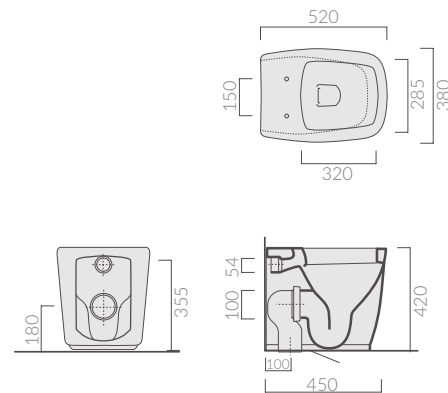
Back to wall wc with floor/wall draining.

Inodoro de tanque alto salida H/V.

Cuvette au sol avec vidage universel S/M.

Art.

8961		
<input type="checkbox"/>	8961MT	bianco mat white matt blanco mate blanc mat
<input checked="" type="checkbox"/>	8961NE	nero black negro noir



Soft Close

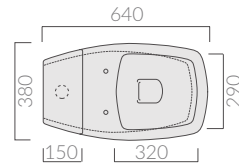


Sifone smaltato

Glazed siphon/Sifón esmaltado/  
Siphon émaillé



64



64x38

**Vaso monoblocco con scarico universale S/P.**

Close coupled toilet with floor/wall draining.

Inodoro de tanque bajo salida H/V.

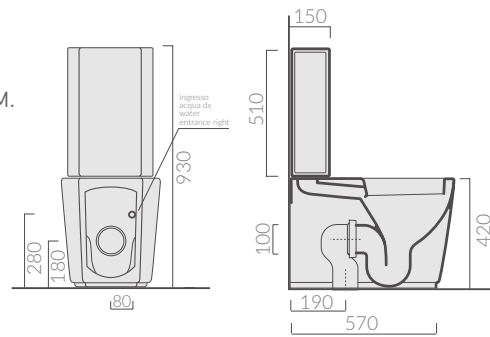
Cuvette monobloc au sol avec vidage universel S/M.

Art.

8962

□	8962MT	bianco mat	blanco mate	white matt	blanc mat
---	--------	------------	-------------	------------	-----------

■	8962NE	nero	negro	black	noir
---	--------	------	-------	-------	------



38x15xh51

**Cassetta in ceramica.**

Ceramic cistern.

Tanque cerámico.

Réservoir en céramique.

Art.

8964

□	8964MT	bianco mat	blanco mate	white matt	blanc mat
---	--------	------------	-------------	------------	-----------

■	8964NE	nero	negro	black	noir
---	--------	------	-------	-------	------

**Soft Close****Sifone smaltato**Glazed siphon/Sifón esmaltado/  
Siphon émaillé

# PLUS DESIGN



100x48 - art. 6100



60x40 - art. 6032  
60x40 - art. 6032M



75x30 - art. 6036  
75x30 - art. 6036S



121x51 - 2044



80x48 - art. 6101



50x27 - art. 6031  
50x27 - art. 6031M



55x30 - art. 6035  
55x30 - art. 6035S



121x51 - 2047



106x51 - 2033



60x48 - art. 6102



40x40 - art. 6034  
40x40 - art. 6034M



40x20 - art. 6030  
40x20 - art. 6030M



96x52 - 2032



48x48 - art. 6022  
48x48 - art. 6022SF



30x30 - art. 6033  
30x30 - art. 6033M



91x52 - 2043



55x38 - art. 6103



86x52 - 2031



45x38 - art. 6104



71x51 - 2030



61x51 - 2045

## WC - BIDET PLUS DESIGN



55x35 - art. 6112



55x35 - art. 6114



55x35 - art. 6111



55x35 - art. 6113



55x35 - art. 6117  
38x13 - art. 7113

## WC - BIDET IN ABBINAMENTO MEG11



55x35 - art. 5412



55x35 - art. 5480V2



55x35 - art. 5411



55x35 - art. 5481V2



## VASCHE - BATHTUBS



167x80 - art. 8965



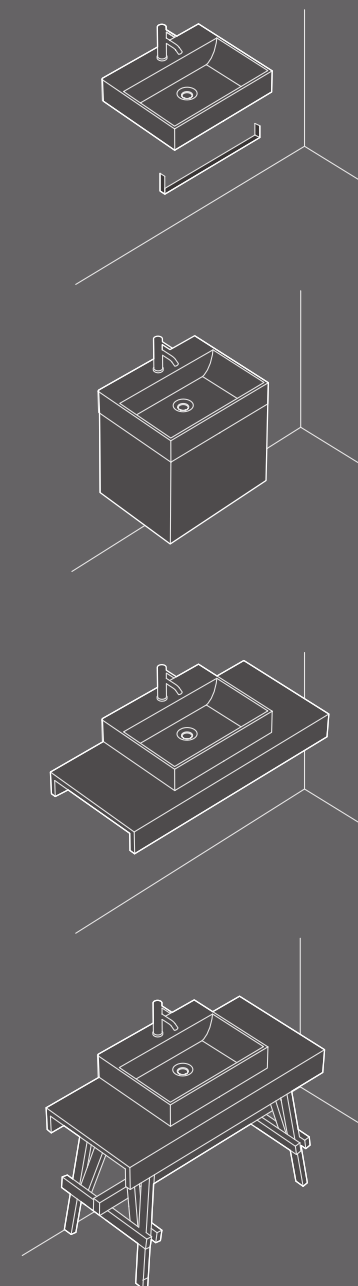
170x78 - art. 7320

PLUS DESIGN



GALASSIA 172  
Italy

PLUS DESIGN



GALASSIA 173  
Italy



**ESTETICA** / Aesthetics / Estética / Esthétique

**Riduzione degli spessori del bordo perimetrale dei lavabi per un'estetica più attuale.**

Reduction of the washbasins edges' thickness for a more contemporary aesthetics.

Reducción del espesor del borde del lavabo para una estética más moderna.

Réduction de l'épaisseur du bord des lavabos pour une esthétique plus moderne.

**PILETTA**

**Piletta di scarico realizzata in acciaio inox**

Stainless steel drain.

Valvula de descarga en acero inoxidable.

Bonde en acier inoxydable.




**AFFIDABILITÀ** / Reliability / Fiabilidad / Fiabilité

**Ogni lavabo è testato per garantire la massima solidità e resistenza meccanica di 150 kg.**

Each washbasin is tested to ensure the maximum strength and mechanical resistance of 150 kg.

Cada lavabo se testa para asegurar la máxima solidez y resistencia mecánica de 150 kg.

Chaque lavabo est testé pour garantir la résistance maximale et la résistance mécanique de 150 kg.



**ADATTABILITÀ** / Adaptability / Adaptabilidad / Adaptabilité

**Vasta gamma di lavabi realizzati in più formati.**

A wide range of washbasins made in several sizes.

Amplia gama de lavabos realizados en más dimensiones.

Large gamme de lavabos fabriqués en plusieurs dimensions.



**QUALITÀ** / Quality / Calidad / Qualité

**Utilizzo di un nuovo smalto ceramico che rende le superfici più brillanti, levigate, durevoli nel tempo e più resistenti al calcare e ai batteri.**

Use of a new ceramic glaze which makes surfaces more brilliant, polished, durable and resistant to limestone and bacteria.

Uso de un nuevo esmalte cerámico que hace la superficie más brillante, lisa, duradera en el tiempo y más resistente a la cal y bacterias.

Utilisation d'un nouveau vernis céramique qui rend les surfaces plus brillantes, lisses, durables dans le temps et plus résistantes au calcaire et aux bactéries.

100



100x48

**Lavabo. Installazione sospesa/appoggio.**

Washbasin. Wall-hung / countertop installation.

Lavabo. Instalación suspendida /de apoyo.

Lavabo. Installation suspendue / à poser.

Art.

6100

**Portasciugamani in ottone cromato.**

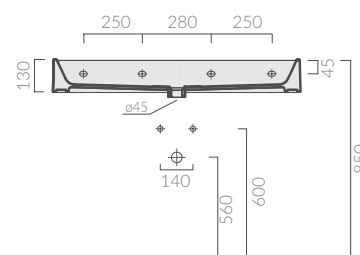
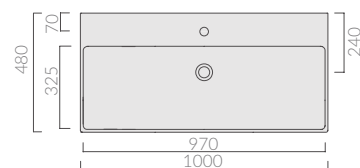
Chromium-plated brass towel rack.

Toallero en latón cromado.

Porte-serviettes en laiton chromé.

Art.

6126



80



80x48

**Lavabo. Installazione sospesa/appoggio.**

Washbasin. Wall-hung / countertop installation.

Lavabo. Instalación suspendida /de apoyo.

Lavabo. Installation suspendue / à poser.

Art.

6101

**Portasciugamani in ottone cromato.**

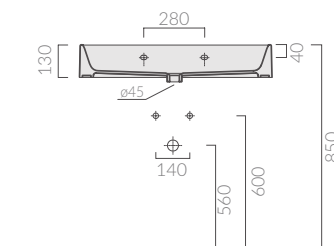
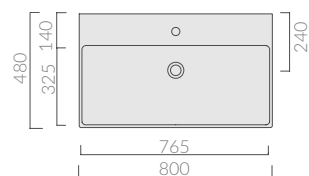
Chromium-plated brass towel rack.

Toallero en latón cromado.

Porte-serviettes en laiton chromé.

Art.

6127



Wc e bidet in abbinamento serie MEG11  
Wc and bidet are MEG11 collection  
Inodoro y bidet son MEG11 colección  
Cuvette et bidet sont MEG11 collection

60



60x48

**Lavabo. Installazione sospesa/appoggio.**

Washbasin. Wall-hung / countertop installation.

Lavabo. Instalación suspendida /de apoyo.

Lavabo. Installation suspendue / à poser.

Art.

6102

**Portasciugamani in ottone cromato.**

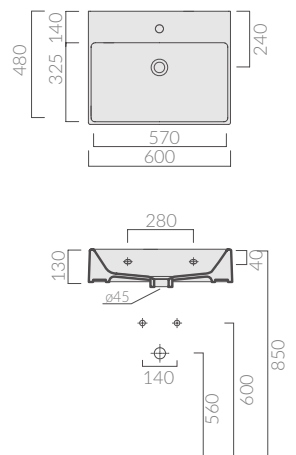
Chromium-plated brass towel rack.

Toallero en latón cromado.

Porte-serviettes en laiton chromé.

Art.

6128



48



48x48

**Lavabo. Installazione sospesa/appoggio.**

Washbasin. Wall-hung / countertop installation.

Lavabo. Instalación suspendida /de apoyo.

Lavabo. Installation suspendue / à poser.

Art.

6022

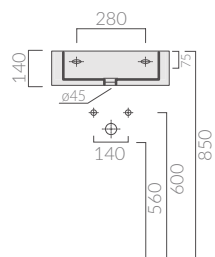
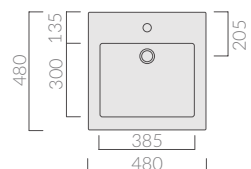
monoforo  
1 hole

1 orificio  
1 trou

6022SF

senza foro  
without hole

sin orificio  
sans trou



**Portasciugamani in ottone cromato.**

Chromium-plated brass towel rack.

Toallero en latón cromado.

Porte-serviettes en laiton chromé.

Art.

6063





120/95

**Struttura in legno massello, sabbato e laccato opaco**  
Solid wooden structure, sandblasted and lacquered matt.  
Estructura en madera maciza, lijada y lacada mate.  
Structure en bois massif, sablé et laqué mat.

120x52

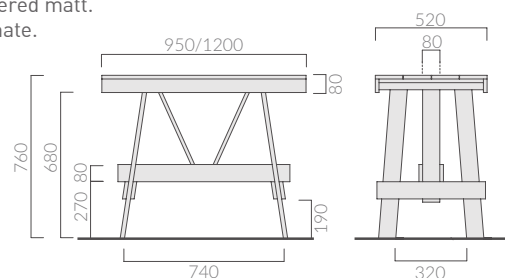
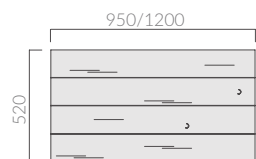
Art.

<input type="checkbox"/>	6123BI	bianco white	blanco blanc
--------------------------	--------	-----------------	-----------------

95x52

Art.

<input type="checkbox"/>	6122BI	bianco white	blanco blanc
<input type="checkbox"/>	6122NE	nero black	negro noir



120/95

**Mensola sospesa in legno massello, sabbato e laccato opaco**  
Wall hung shelf in solid wood sandblasted and lacquered matt.  
Repisa en madera maciza, lijada y lacada mate.  
Étagère en bois massif sablé et laqué mat.

120x52

Art.

<input type="checkbox"/>	6121BI	bianco white	blanco blanc
--------------------------	--------	-----------------	-----------------

95x52

Art.

<input type="checkbox"/>	6120BI	bianco white	blanco blanc
--------------------------	--------	-----------------	-----------------





55

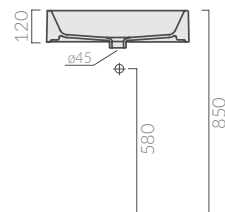
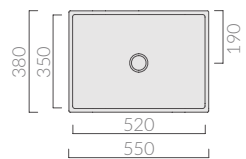


55x38

**Lavabo. Installazione appoggio.**  
Washbasin. Countertop installation.  
Lavabo. Instalación de apoyo.  
Lavabo. Installation à poser.

Art.

□ 6103	bianco bianco white blanc
■ 6103ON	ottanio ottanio ottanio bleu pétrole
■ 6103SA	sabbia arena sand sable



45

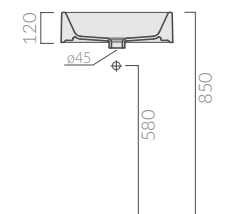
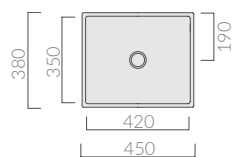


45x38

**Lavabo. Installazione appoggio.**  
Washbasin. Countertop installation.  
Lavabo. Instalación de apoyo.  
Lavabo. Installation à poser.

Art.

□ 6104	bianco bianco white blanc
■ 6104ON	ottanio ottanio ottanio bleu pétrole
■ 6104SA	sabbia arena sand sable



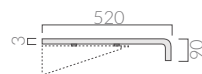
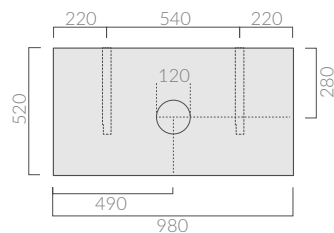
98

98x52

**Mensola sospesa in acciaio ossidato chimicamente finitura corten.**  
Chemically oxidized steel shelf, corten finish.  
Repisa de acero oxidado químicamente, acabado corten.  
Étagère en acier oxydè chimiquement, finition corten.

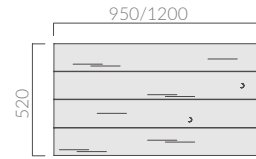
Art.

■ 7322	
--------	--



Wc e bidet in abbinamento serie MEG11  
Wc and bidet are MEG11 collection  
Inodoro y bidet son MEG11 colección  
Cuvette et bidet sont MEG11 collection





## 120/95

**Struttura in legno massello, sabbiato e laccato opaco**  
 Solid wooden structure, sandblasted and lacquered matt.  
 Estructura en madera maciza, lijada y lacada mate.  
 Structure en bois massif, sablé et laqué mat.

120x52

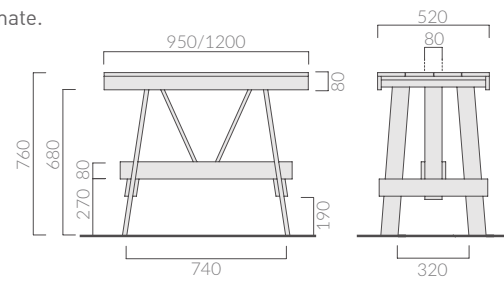
Art.

<input type="checkbox"/>	6123BI	bianco bianco white blanc
--------------------------	--------	------------------------------

95x52

Art.

<input type="checkbox"/>	6122BI	bianco bianco white blanc
<input type="checkbox"/>	6122NE	nero negro black noir



## 120/95

**Mensola sospesa in legno massello, sabbiato e laccato opaco**  
 Wall hung shelf in solid wood sandblasted and lacquered matt.  
 Repisa en madera maciza, lijada y lacada mate.  
 Étagère en bois massif sable et laqué mat.

120x52

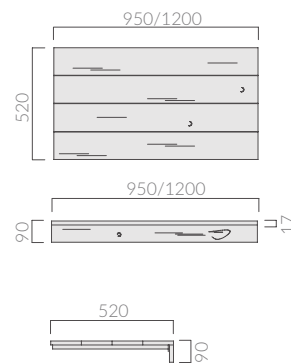
Art.

<input type="checkbox"/>	6121BI	bianco bianco white blanc
--------------------------	--------	------------------------------

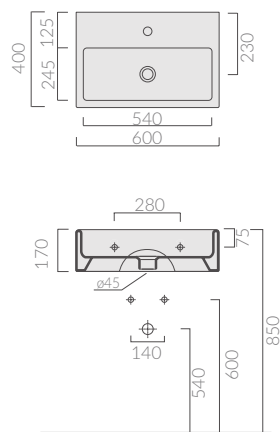
95x52

Art.

<input type="checkbox"/>	6120BI	bianco bianco white blanc
--------------------------	--------	------------------------------



60



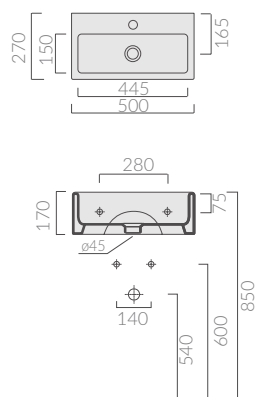
60x40

**Lavabo. Installazione sospesa/appoggio.**  
Washbasin. Wall-hung / countertop installation.  
Lavabo. Instalación suspendida /de apoyo.  
Lavabo. Installation suspendue / à poser.

Art.

6032M	monoforo 1 tap hole	1 orificio 1 trou
6032	senza foro without tap hole	sin orificio sans trou

50



50x27

**Lavabo. Installazione sospesa/appoggio.**  
Washbasin. Wall-hung / countertop installation.  
Lavabo. Instalación suspendida /de apoyo.  
Lavabo. Installation suspendue / à poser.

Art.

6031M	monoforo 1 tap hole	1 orificio 1 trou
6031	senza foro without tap hole	sin orificio sans trou



40

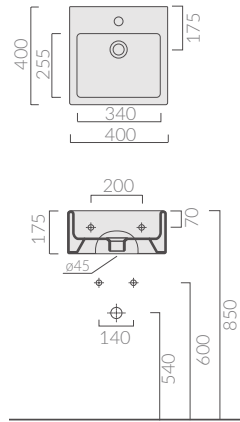


40x40

**Lavabo. Installazione sospesa/appoggio.**  
Washbasin. Wall-hung / countertop installation.  
Lavabo. Instalación suspendida /de apoyo.  
Lavabo. Installation suspendue / à poser.

Art.

6034M	monoforo 1 tap hole	1 orificio 1 trou
6034	senza foro without tap hole	sin orificio sans trou



30

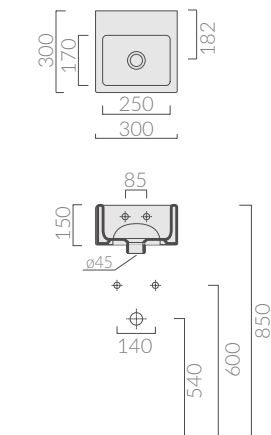


30x30

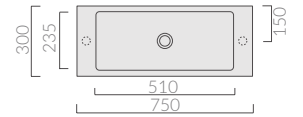
**Lavabo. Installazione sospesa/appoggio.**  
Washbasin. Wall-hung / countertop installation.  
Lavabo. Instalación suspendida /de apoyo.  
Lavabo. Installation suspendue / à poser.

Art.

6033M	monoforo 1 tap hole	1 orificio 1 trou
6033	senza foro without tap hole	sin orificio sans trou



75



75x30

**Lavabo. Installazione appoggio.**

Washbasin. Countertop installation.

Lavabo. Instalación de apoyo.

Lavabo. Installation à poser.

Art.

6036	4 lati smaltati all glazed sides	lados esmaltados 4 côtés émaillés
------	-------------------------------------	--------------------------------------

**Lavabo. Installazione sospesa.**

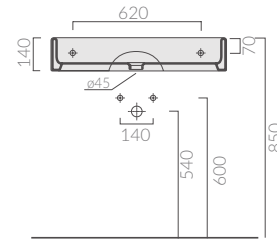
Washbasin. Wall-hung installation.

Lavabo. Instalación suspendida.

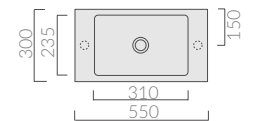
Lavabo. Installation suspendue.

Art.

6036S



55



55x30

**Lavabo. Installazione appoggio.**

Washbasin. Countertop installation.

Lavabo. Instalación de apoyo.

Lavabo. Installation à poser.

Art.

6035	4 lati smaltati all glazed sides	lados esmaltados 4 côtés émaillés
------	-------------------------------------	--------------------------------------

**Lavabo. Installazione sospesa.**

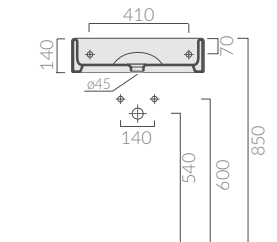
Washbasin. Wall-hung installation.

Lavabo. Instalación suspendida.

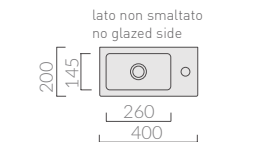
Lavabo. Installation suspendue.

Art.

6035S



40



40x20

**Lavabo. Installazione sospesa/appoggio.**

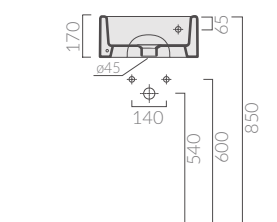
Washbasin. Wall-hung / countertop installation.

Lavabo. Instalación suspendida / de apoyo.

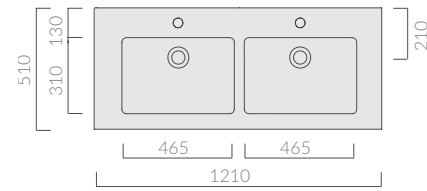
Lavabo. Installation suspendue / à poser.

Art.

6030M	monoforo 1 tap hole	1 orificio 1 trou
6030	senza foro without tap hole	sin orificio sans trou



121

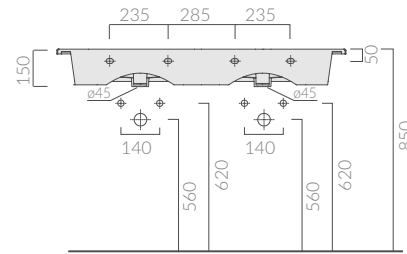


121x51

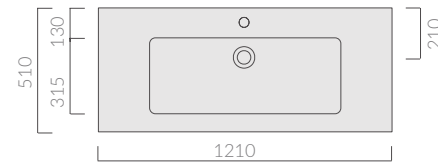
**Lavabo. Installazione sospeso/incasso soprapiano**  
 Washbasin. Wall-hung/recessed countertop installation.  
 Lavabo. Instalación suspendida/encastre sobre plano.  
 Lavabo. Installation suspendue/à encastrer sur plan.

Art.

2044



121

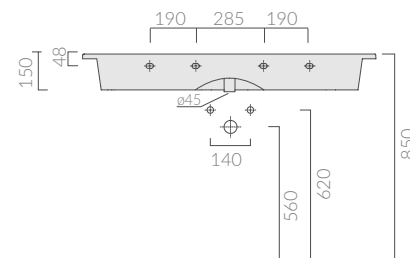


121x51

**Lavabo. Installazione sospeso/incasso soprapiano**  
 Washbasin. Wall-hung/recessed countertop installation.  
 Lavabo. Instalación suspendida/ encastre sobre plano.  
 Lavabo. Installation suspendue/à encastrer sur plan.

Art.

2047





106

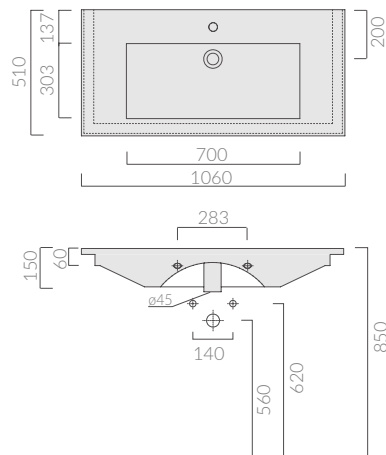


106x51

**Lavabo. Installazione sospeso/incasso sopra piano**  
Washbasin. Wall-hung/recessed countertop installation.  
Lavabo. Instalación suspendida/encastre sobre plano.  
Lavabo. Installation suspendue/à encastrer sur plan.

Art.

2033



96

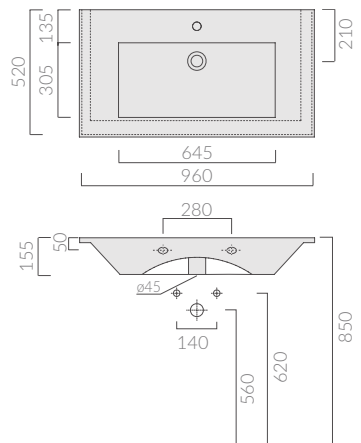


96x52

**Lavabo. Installazione sospeso/incasso sopra piano**  
Washbasin. Wall-hung/recessed countertop installation.  
Lavabo. Instalación suspendida/encastre sobre plano.  
Lavabo. Installation suspendue/à encastrer sur plan.

Art.

2032



91

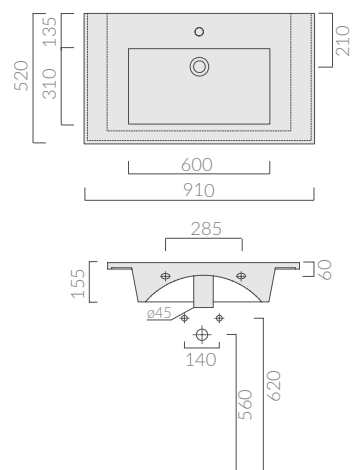


91x52

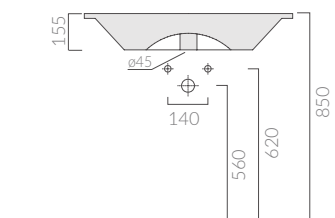
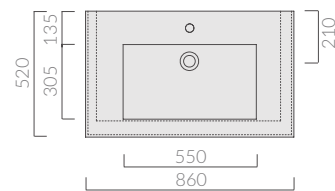
**Lavabo. Installazione sospeso/incasso sopra piano**  
Washbasin. Wall-hung/recessed countertop installation.  
Lavabo. Instalación suspendida/encastre sobre plano.  
Lavabo. Installation suspendue/à encastrer sur plan.

Art.

2043



86



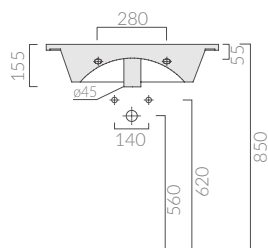
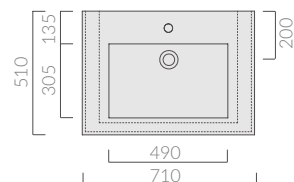
86x52

**Lavabo. Installazione incasso sopra piano**  
Washbasin. Recessed countertop installation.  
Lavabo. Instalación encastre sobre plano.  
Lavabo. Installation à encastrer sur plan.

Art.

2031

71



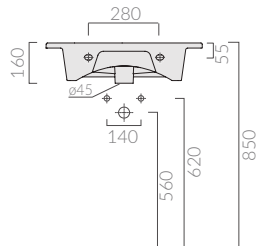
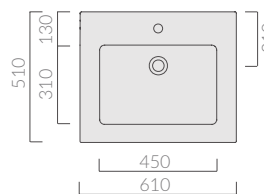
71x51

**Lavabo. Installazione sospeso/incasso sopra piano**  
Washbasin. Wall-hung/recessed countertop installation.  
Lavabo. Instalación suspendida/encastre sobre plano.  
Lavabo. Installation suspendue/à encastrer sur plan.

Art.

2030

61



61x51

**Lavabo. Installazione sospeso/incasso sopra piano**  
Washbasin. Wall-hung/recessed countertop installation.  
Lavabo. Instalación suspendida/encastre sobre plano.  
Lavabo. Installation suspendue/à encastrer sur plan.

Art.

2045



Wc e bidet in abbinamento serie MEG11  
Wc and bidet are MEG11 collection  
Inodoro y bidet son MEG11 colección  
Cuvette et bidet sont MEG11 collection

SOFT CLOSE

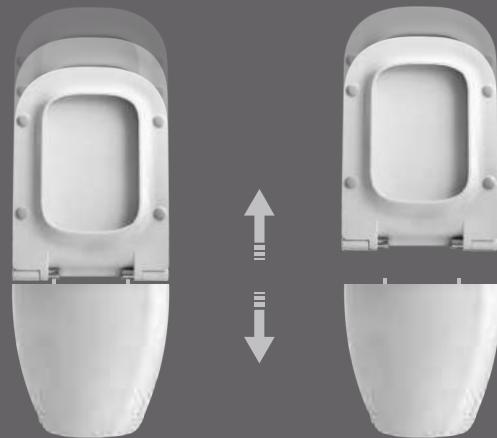


**Coprivaso avvolgente realizzato in resina termoindurente con meccanismo di caduta rallentata.**

Thermosetting seat cover with soft closing system.

Tapa termoindurente para inodoro con bisagra de caída amortiguada.

Abattant thermodurci pour cuvette, charnière avec dispositif de fermeture ralentie.



SGANCIO RAPIDO

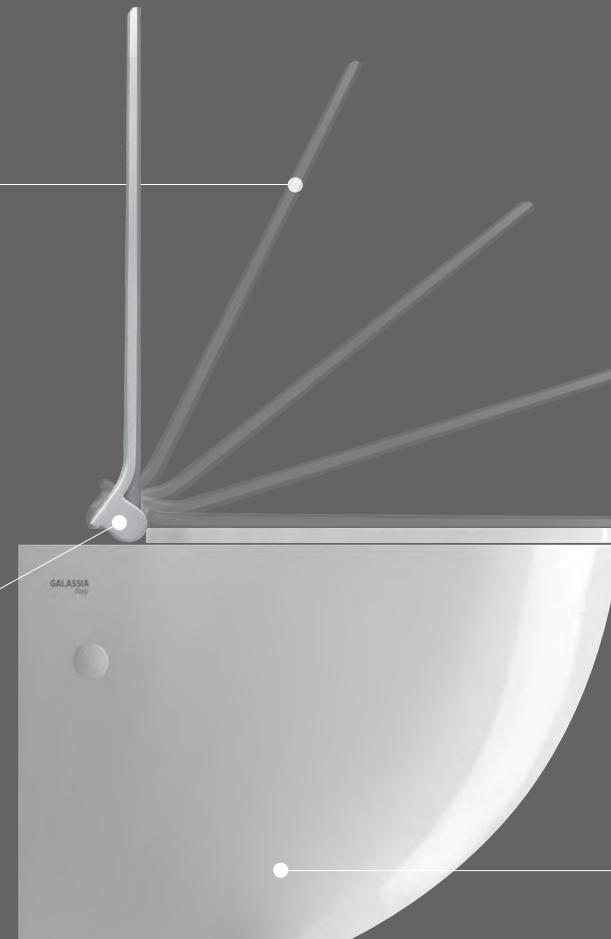
Quick release/  
Extracción rápida/  
Dégagement rapide

**Il nuovo dispositivo di sgancio rapido permette di estrarre il coprivaso in maniera semplice, agevolando così una più facile pulizia.**

The new quick-release device allows to take the toilet seat off in a simple manner, making it easier to clean.

El nuevo dispositivo de extracción rápida permite una fácil extracción de la tapa, para una limpieza más fácil.

Le nouveau dispositif de dégagement rapide permet de retirer facilement l'abattant, ce qui facilite le nettoyage.



**SIFONE SMALTATO**  
Glazed siphon/ Sifón esmaltado/  
Siphon émaillé



**Il sifone smaltato permette un utilizzo più igienico e duraturo.**

The glazed siphon allows a more hygienic and long-lasting use.

El sifón esmaltado permite un uso más higiénico y duradero.

Le siphon émaillé permet une utilisation plus hygiénique et durable.

COLORI

-  bianco/white/blanco/blanc
-  sabbia/sand/arena/sable

55

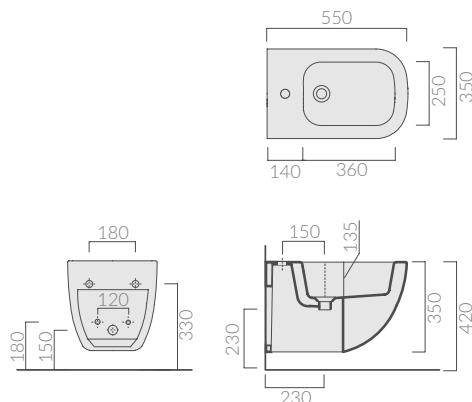


**55x35**  
**Bidet sospeso monoforo.**  
 Wall-hung bidet, one hole.  
 Bidet suspendido 1 orificio.  
 Bidet suspendu monotrou.

Art.

6112

6112SA sabbia arena  
 sand sable



55

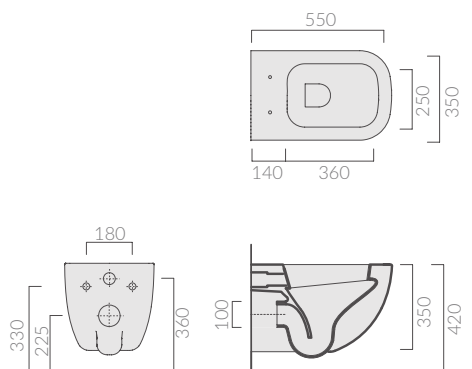


**55x35**  
**Vaso sospeso.**  
 Wall-hung wc.  
 Inodoro suspendido.  
 Cuvette suspendue.

Art.

6111

6111SA sabbia arena  
 sand sable



Soft Close



Sgancio rapido

Quick-release system/Sistema de rápida extracción/Système dégageant rapide



Sifone smaltato

Glazed siphon/Sifón esmaltado/Siphon émaillé





55



55x35

**Bidet monoforo.**

Back to wall bidet, one hole.

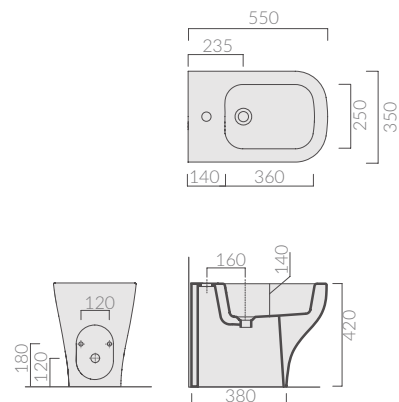
Bidet 1 orificio.

Bidet monotrou.

Art.

6114

■ 6114SA	sabbia	arena
	sand	sable



55



55x35

**Vaso con scarico universale S/P.**

Back to wall wc with floor/wall draining.

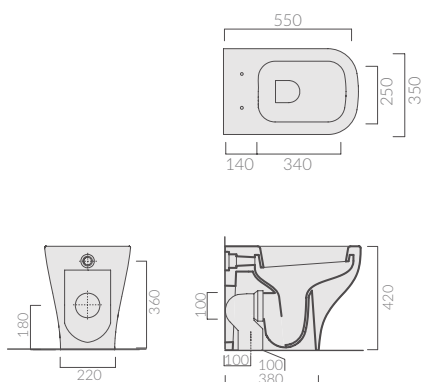
Inodoro de tanque alto salida H/V.

Cuvette au sol avec vidage universel S/M.

Art.

6113

■ 6113SA	sabbia	arena
	sand	sable



Soft Close



Sgancio rapido

Quick-release system/Sistema de rápida extracción/Système dégageant rapide



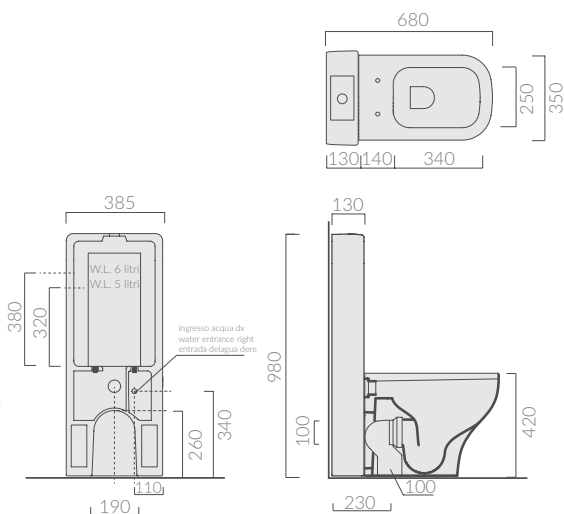
Sifone smaltato

Glazed siphon/Sifón esmaltado/Siphon émaillé





55



**55x35**

**Vaso monoblocco con scarico universale S/P.**

Close coupled toilet with floor/wall draining.  
Inodoro de tanque bajo alto salida H/V.  
Cuvette monobloc au sol avec vidage universel S/M.

Art.

6117

**38x13xh98**

**Cassetta monolite in ceramica.**

Monolith ceramic cistern.  
Monolite tanque cerámico.  
Réservoir monolithe en céramique.

Art.

7113

\* Il Vaso Monoblocco completo si compone dei seguenti articoli: 6117 - 7113

\* The complete close-coupled toilet is composed by the following articles: 6117 - 7113

\* El inodoro tanque bajo está compuesto por los artículos: 6117 - 7113

\* Le wc monobloc se compose des articles suivants: 6117 - 7113



**Soft Close**



**Sgancio rapido**

Quick-release system/Sistema de rápida extracción/Système dégageement rapide



**Sifone smaltato**

Glazed siphon/Sifón esmaltado/Siphon émaillé



# M2



70x48 - art. 5206  
70x48 - art. 5209



100x48 - art. 5236



70x37 - art. 2034



45x45 - art. 5202



60x48 - art. 5205  
60x48 - art. 5208



85x48 - art. 5235



70x37 - art. 5234



54x35 - art. 5233



50x48 - art. 5204



90x48 - art. 5232



70x37 - art. 5234TR



54x35 - art. 5233TR



43x35 - art. 5201



75x45 - art. 5231



70x37 - art. 5234AR



54x35 - art. 5233AR



50x43 - art. 5200



60x42 - art. 5230



ø48 - art. 5203M  
ø48 - art. 5203

## WC - BIDET M2



55x35 - art. 5217



55x35 - art. 5246



55x35xh48 - art. 5248



55x35 - art. 5216



55x35 - art. 5245



55x35xh48 - art. 5247



55x35 - art. 5229  
TRASIATO



50x35 - art. 5215



50x35 - art. 5219



50x35 - art. 5214



50x35 - art. 5218



65x35 - art. 5221  
25x15 - art. 5222



45x35 - art. 5213



46x36 - art. 5210



45x35 - art. 5211U



46x36 - art. 5249



60x35 - art. 5220  
25x15 - art. 5222

## WC - BIDET IN ABBINAMENTO MEG11



50x38 - art. 9812

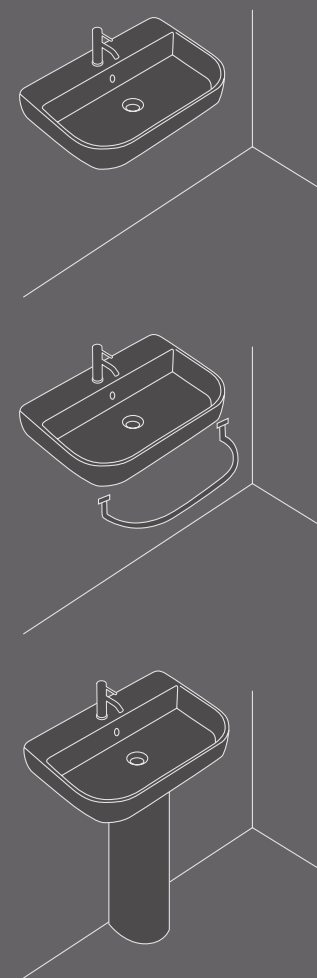


50x38 - art. 9817

## VASCA - BATHTUB



170x82 - art. 7239





### QUALITÀ / Quality / Calidad / Qualité

**Utilizzo di un nuovo smalto ceramico che rende le superfici più brillanti, levigate, durevoli nel tempo e più resistenti al calcare e ai batteri.**

Use of a new ceramic glaze which makes surfaces more brilliant, polished, durable and resistant to limestone and bacteria.

Uso de un nuevo esmalte cerámico que hace la superficie más brillante, lisa, duradera en el tiempo y más resistente a la cal y bacterias.

Utilisation d'un nouveau vernis céramique qui rend les surfaces plus brillantes, lisses, durables dans le temps et plus résistantes au calcaire et aux bactéries.

### PILETTA

**Piletta di scarico realizzata in acciaio inox**

Stainless steel drain.

Valvula de descarga en acero inoxidable.

Bonde en acier inoxydable.



### AFFIDABILITÀ / Reliability / Fiabilidad / Fiabilité

**Ogni lavabo è testato per garantire la massima solidità e resistenza meccanica di 150 kg.**

Each washbasin is tested to ensure the maximum strength and mechanical resistance of 150 kg.

Cada lavabo se testa para asegurar la máxima solidez y resistencia mecánica de 150 kg.

Chaque lavabo est testé pour garantir la résistance maximale et la résistance mécanique de 150 kg.

48 cm



50 cm

60 cm

70 cm



### ADATTABILITÀ / Adaptability / Adaptabilidad / Adaptabilité

**Vasta gamma di lavabi realizzati in più formati.**

A wide range of washbasins made in several sizes.

Amplia gama de lavabos realizados en más dimensiones.

Large gamme de lavabos fabriqués en plusieurs dimensions.



70



70x48

**Lavabo monoforo predisposto 3 fori.**

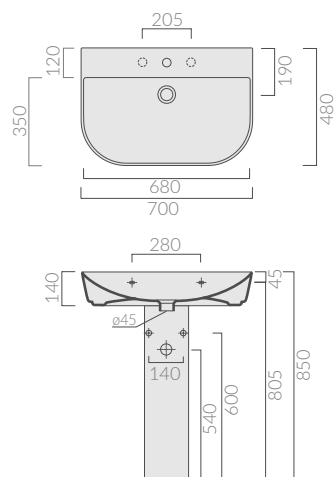
Washbasin one tap hole arranged 3 holes.

Lavabo 1 orificio premarcado 3 orificios.

Lavabo monotrou pré-percé 3 trous.

Art.

5206	sospeso/su colonna wall-hung/for pedestal	suspendido/para pedestal suspendu/pour colonne
5209	appoggio counter top	de apoyo à poser

**Colonna in ceramica.**

Ceramic pedestal.

Pedestal cerámica.

Colonne en céramique.

Art.

5240



Wc e bidet in abbinamento serie EL1  
Wc and bidet are EL1 collection  
Inodoro y bidet son EL1 colección  
Cuvette et bidet sont EL1 collection



60



60x48

**Lavabo monoforo predisposto 3 fori.**

Washbasin one tap hole arranged 3 holes.

Lavabo 1 orificio premarcato 3 orificios.

Lavabo monotrou pré-percé 3 trous.

Art.

5205	sospeso/su colonna wall-hung/for pedestal	suspendido/para pedestal suspendu/pour colonne
5208	appoggio counter top	de apoyo à poser

**Portasciugamani tondo frontale in ottone verniciato bianco.**

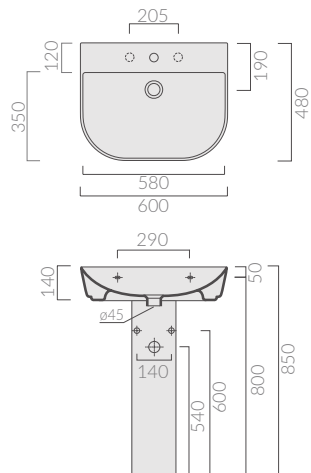
Round frontal chromed brass towel-rack white varnished.

Toallero redondo frontal en latón barnizado blanco.

Porte-serviettes rond frontal en laiton verni blanc.

Art.

7232



50



50x48

**Lavabo monoforo predisposto 3 fori.****Sospeso o su colonna.**

Washbasin one tap hole arranged 3 holes.

Wall hung or for pedestal.

Lavabo 1 orificio premarcato 3 orificios.

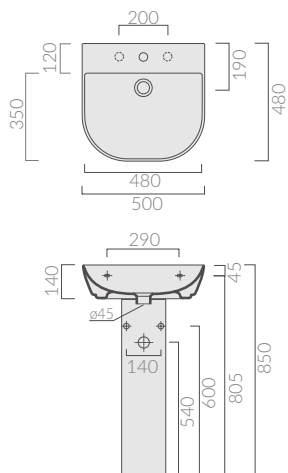
Suspendido o para pedestal.

Lavabo monotrou pré-percé 3 trous.

Suspendu ou pour colonne.

Art.

5204

**Portasciugamani tondo frontale in ottone verniciato bianco.**

Round frontal chromed brass towel-rack white varnished.

Toallero redondo frontal en latón barnizado blanco.

Porte-serviettes rond frontal en laiton verni blanc.

Art.

7233

**Colonna in ceramica.**

Ceramic pedestal.

Pedestal cerámica.

Colonne en céramique.

Art.

5240



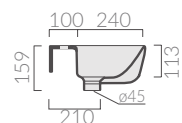
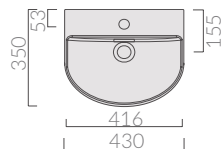
43



**43x35**  
**Lavabo semincasso.**  
 Semi recessed washbasin.  
 Lavabo de semiencastrar.  
 Lavabo semi-encastré.

Art.

5201



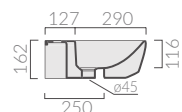
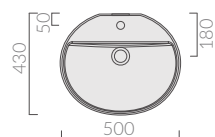
50



**50x43**  
**Lavabo semincasso.**  
 Semi recessed washbasin.  
 Lavabo de semiencastrar.  
 Lavabo semi-encastré.

Art.

5200



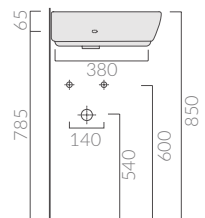
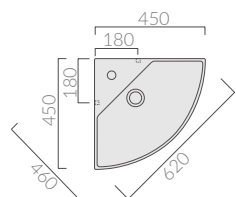
45



**45x45**  
**Lavabo monoforo angolare.**  
 Corner washbasin one tap hole.  
 Lavabo angular 1 orificio.  
 Lavabo monotrou d'angle.

Art.

5202



100



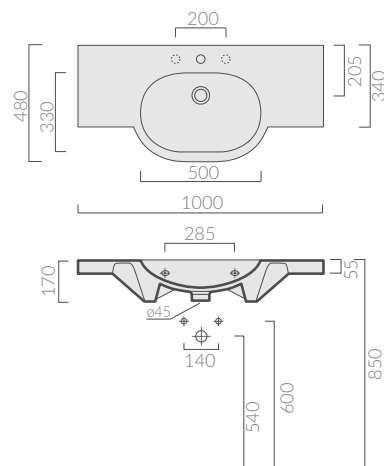
100x48

**Lavabo monoforo, predisposto 3 fori.  
Installazione sospesa.**

Wall-hung washbasin, 1 tap hole arranged 3 holes.  
Lavabo suspendido, 1 orificio premarcado 3 orificios.  
Lavabo suspendu, monotrou pré-percé 3 trous.

Art.

5236



85



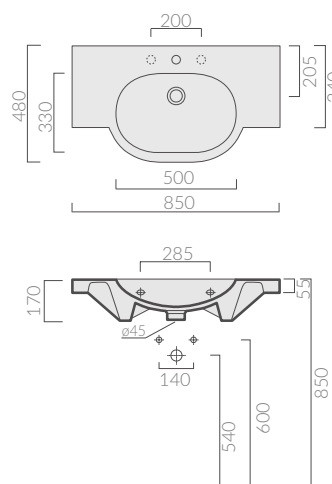
85x48

**Lavabo monoforo, predisposto 3 fori.  
Installazione sospesa.**

Wall-hung washbasin, 1 tap hole arranged 3 holes.  
Lavabo suspendido, 1 orificio premarcado 3 orificios.  
Lavabo suspendu, monotrou pré-percé 3 trous.

Art.

5235



**Portasciugamani laterale in ottone cromato.**

Side chromed-plated brass towel-rack.  
Toallero lateral en latón cromado.  
Porte-serviettes lateral en laiton chromé.

Art.

5241



70



70x37

**Lavabo ciotola. Installazione da appoggio.**

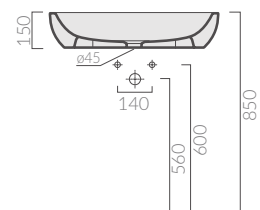
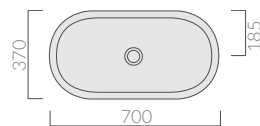
Bowl washbasin. Countertop washbasin.

Lavabo cuenco. Installation de apoyo.

Lavabo bol à poser.

Art.

5234	bianco white	blanco blanc
5234AR	ardesia slate-grey	granito ardoise
5234TR	travertino travertine	travertino travertin



54



54x35

**Lavabo ciotola. Installazione da appoggio.**

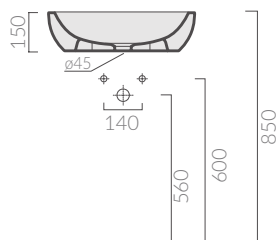
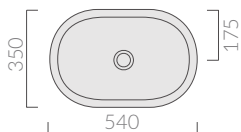
Bowl washbasin. Countertop washbasin.

Lavabo cuenco. Installation de apoyo.

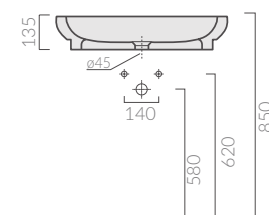
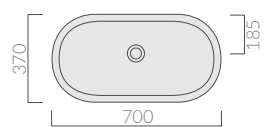
Lavabo bol à poser.

Art.

5233	bianco white	blanco blanc
5233AR	ardesia slate-grey	granito ardoise
5233TR	travertino travertine	travertino travertin



70



70x37

**Lavabo semincasso/appoggio/incasso sottopiano.**

Semi-recessed/countertop/under counter washbasin.

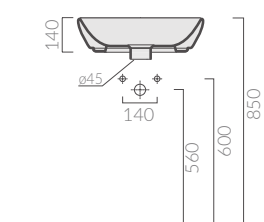
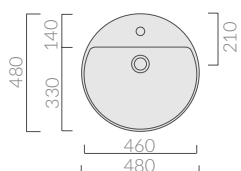
Lavabo de semincastre/de apoyo/bayo encastre.

Lavabo semi-encastré/à poser/à encastrer sous plan.

Art.

2034

48



ø48

**Lavabo da appoggio.**

Countertop washbasin.

Lavabo de apoyo.

Lavabo à poser.

Art.

5203M	con foro with tap hole	con orificio avec trou
5203	senza foro without tap hole	sin orificio sans trou





90



90x48

**Lavabo sospeso monoforo, predisposto 3 fori.**

Wall-hung washbasin, 1 hole pre-arranged 3 holes.

Lavabo suspendido, 1 orificio premarcado 3 orificios.

Lavabo suspendu, monotrou pré-percé 3 trous.

Art.

5232

**Portasciugamani frontale in ottone cromato 80,5cm**

Frontal chromium-plated brass towel-rack 80,5 cm.

Toallero frontal en latón cromado 80,5 cm.

Porte-serviettes frontal en laiton chromé 80,5 cm.

Art.

5244

**Portasciugamani laterale in ottone cromato.**

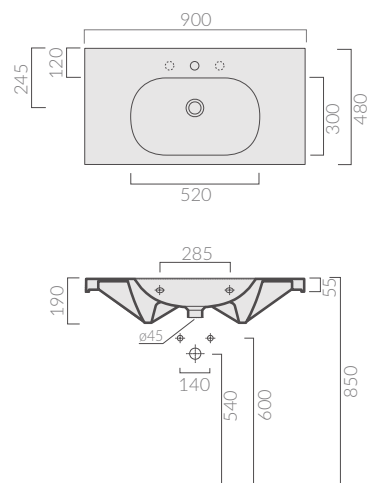
Side chromed-plated brass towel rack.

Toallero lateral en latón cromado.

Porte-serviettes lateral en laiton chromé.

Art.

5241



75



75x45

**Lavabo sospeso monoforo, predisposto 3 fori.**

Wall-hung washbasin, 1 hole pre-arranged 3 holes.

Lavabo suspendido, 1 orificio premarcado 3 orificios.

Lavabo suspendu, monotrou pré-percé 3 trous.

Art.

5231

**Portasciugamani frontale in ottone.**

Frontal brass towel-rack.

Toallero frontal en latón.

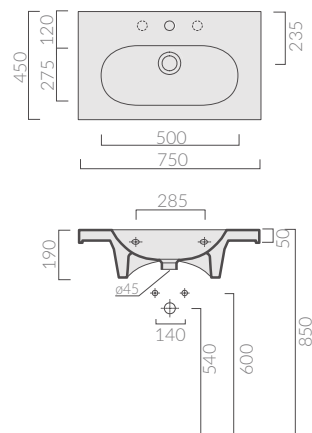
Porte-serviettes frontal en laiton.

Art.

5243

cromato/chromium-plated  
cromado/chromé

7229

verniciato bianco/white varnished  
barnizado blanco/verni blanc**Portasciugamani laterale in ottone cromato.**

Side chromed-plated brass towel rack.

Toallero lateral en latón cromado.

Porte-serviettes lateral en laiton chromé.

Art.

5241

60



60x42

**Lavabo sospeso monoforo, predisposto 3 fori.**

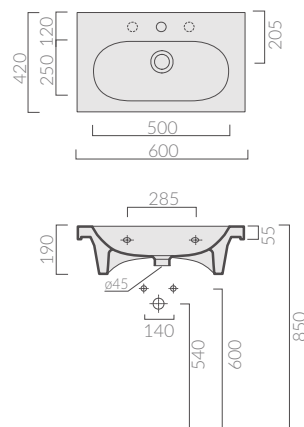
Wall-hung washbasin, 1 hole pre-arranged 3 holes.

Lavabo suspendido, 1 orificio premarcado 3 orificios.

Lavabo suspendu, monotrou pré-percé 3 trous.

Art.

5230

**Portasciugamani laterale in ottone cromato.**

Side chromed-plated brass towel rack.

Toallero lateral en latón cromado.

Porte-serviettes lateral en laiton chromé.

Art.

5241

**Portasciugamani frontale in ottone.**

Frontal brass towel-rack.

Toallero frontal en latón.

Porte-serviettes frontal en laiton.

Art.

5242

cromato/chromium-plated  
cromado/chromé

7231

verniciato bianco/white varnished  
barnizado blanco/verni blanc

## SOFT CLOSE

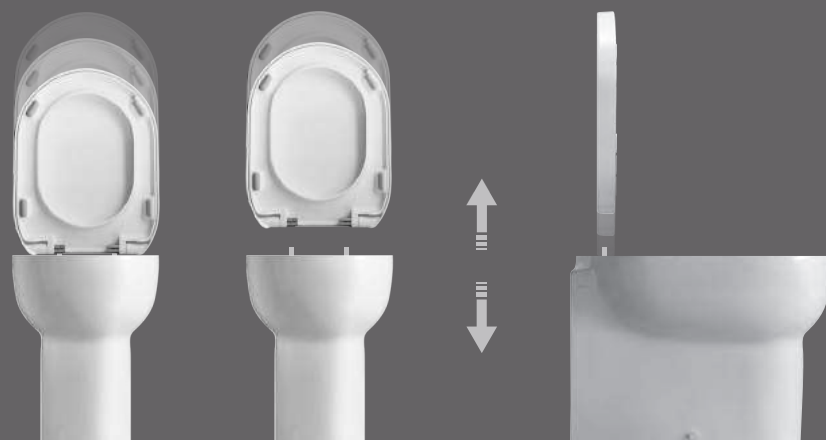


**Coprivaso avvolgente realizzato in resina termoindurente con meccanismo di caduta rallentata.**

Thermosetting seat cover with soft closing system.

Tapa termoindurente para inodoro con bisagra de caída amortiguada.

Abattant thermodurci pour cuvette, charnière avec dispositif de fermeture rallentie.



## SGANCIO RAPIDO

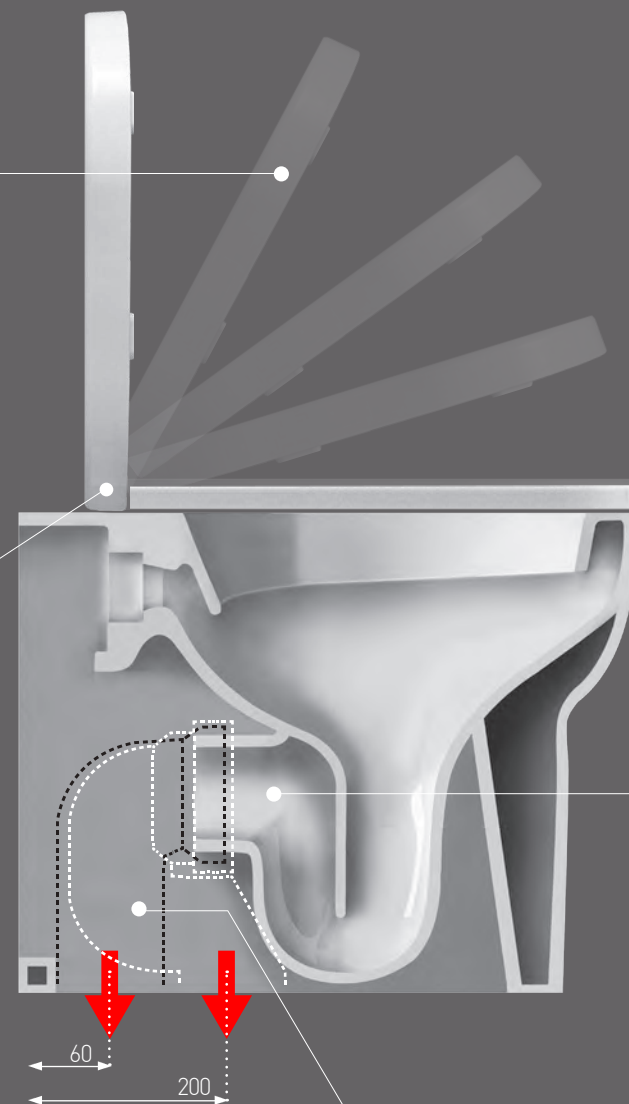
Quick release/  
Extracción rápida/  
Dégagement rapide

**Il nuovo dispositivo di sgancio rapido permette di estrarre il coprivaso in maniera semplice, agevolando così una più facile pulizia.**

The new quick-release device allows to take the toilet seat off in a simple manner, making it easier to clean.

El nuevo dispositivo de extracción rápida permite una fácil extracción de la tapa, para una limpieza más fácil.

Le nouveau dispositif de dégage-ment rapide permet de retirer facilement l'abattant, ce qui facilite le nettoyage.



## SIFONE SMALTATO

Glazed siphon/ Sifón esmaltado/  
Siphon émaillé

**Il sifone smaltato permette un utilizzo più igienico e duraturo.**

The glazed siphon allows a more hygienic and long-lasting use.

El sifón esmaltado permite un uso más higiénico y duradero.

Le siphon émaillé permet une utilisation plus hygiénique et durable.

## SCARICO TRASLATO

**Nuova soluzione tecnica che agevola gli interventi di ristrutturazione: l'installazione avviene senza compromettere gli impianti già esistenti con foro di scarico distante dalla parete da 6 a 20 cm**

Floor drain adjustable flush  
New technical solution which makes the renovation work easier: the installation is done without compromising existing installations with a discharge hole far from the wall 6 to 20 cm.

Descarga a suelo ajustable  
Nueva solución técnica que facilita la reforma: la instalación se realiza sin comprometer los sistemas existentes con el agujero de salida distante de 6 a 20 cm de la pared.

Vidage au sol ajustable  
Nouvelle solution technique qui facilite les restructurations: l'installation est faite sans compromettre les systèmes existants avec trou d'évacuation à distance du mur de 6 à 20 cm

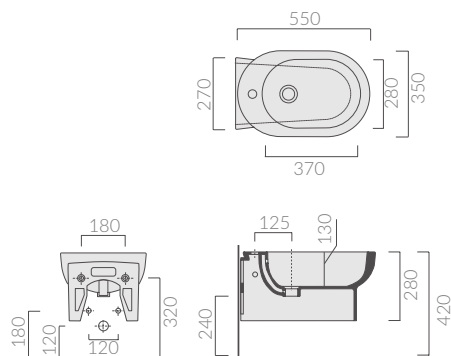


55

**55x35**  
**Bidet sospeso monoforo.**  
 Wall-hung bidet, one hole.  
 Bidet suspendido 1 orificio.  
 Bidet suspendu monotrou.

Art.

5246

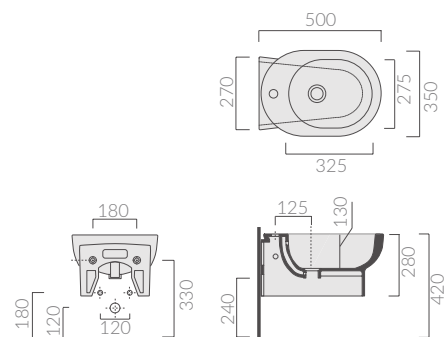


50

**50x35**  
**Bidet sospeso monoforo.**  
 Wall-hung bidet, one hole.  
 Bidet suspendido 1 orificio.  
 Bidet suspendu monotrou.

Art.

5219

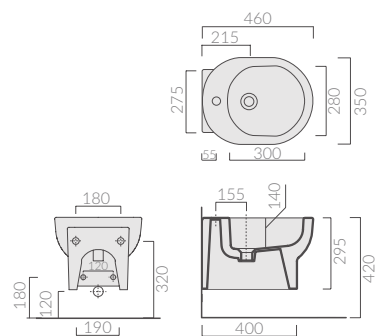


46

**46x36**  
**Bidet sospeso monoforo.**  
 Wall-hung bidet, one hole.  
 Bidet suspendido 1 orificio.  
 Bidet suspendu monotrou.

Art.

5210



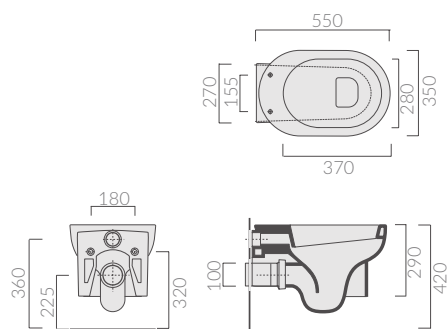


55

**55x35**  
**Vaso sospeso.**  
 Wall-hung wc.  
 Inodoro suspendido.  
 Cuvette suspendue.

Art.

5245

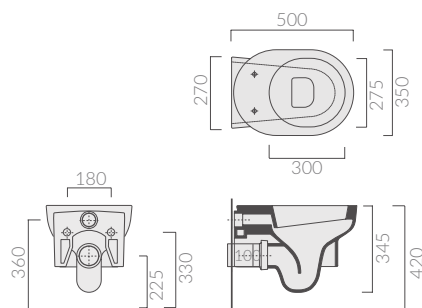


50

**50x35**  
**Vaso sospeso.**  
 Wall-hung wc.  
 Inodoro suspendido.  
 Cuvette suspendue.

Art.

5218

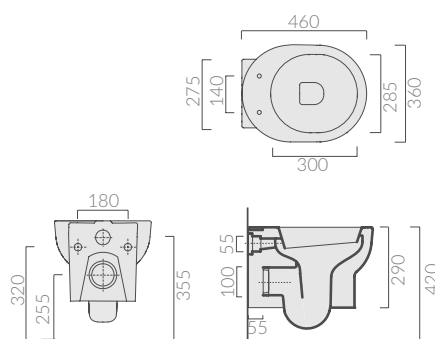


46

**46x36**  
**Vaso sospeso.**  
 Wall-hung wc.  
 Inodoro suspendido.  
 Cuvette suspendue.

Art.

5249







55

55x35

**Bidet monoforo.**

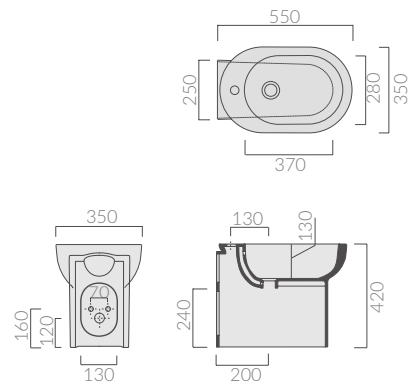
Back to wall bidet, one hole.

Bidet 1 orificio.

Bidet monotrou.

Art.

5217



50

50x35

**Bidet monoforo.**

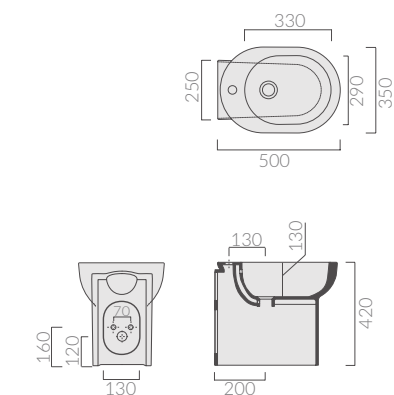
Back to wall bidet, one hole.

Bidet 1 orificio.

Bidet monotrou.

Art.

5215



45

45x35

**Bidet monoforo.**

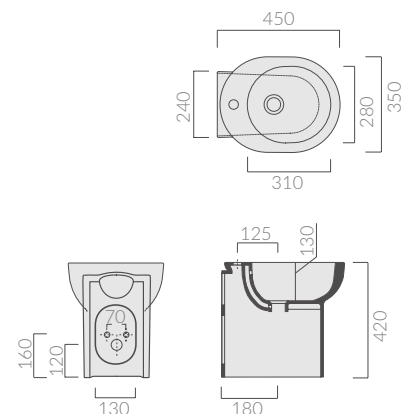
Back to wall bidet, one hole.

Bidet 1 orificio.

Bidet monotrou.

Art.

5213



55



55x35

**Vaso con scarico universale S/P.**

Back to wall wc with floor/wall draining.

Inodoro de tanque alto salida H/V.

Cuvette au sol avec vidage universel S/M.

Art.

5216

**Vaso con scarico TRASLATO.**

Back to wall wc with FLOOR DRAIN ADJUSTABLE.

Inodoro con DESCARGA A SUELO ADJUSTABLE.

Cuvette AU SOL AJUSTABLE.

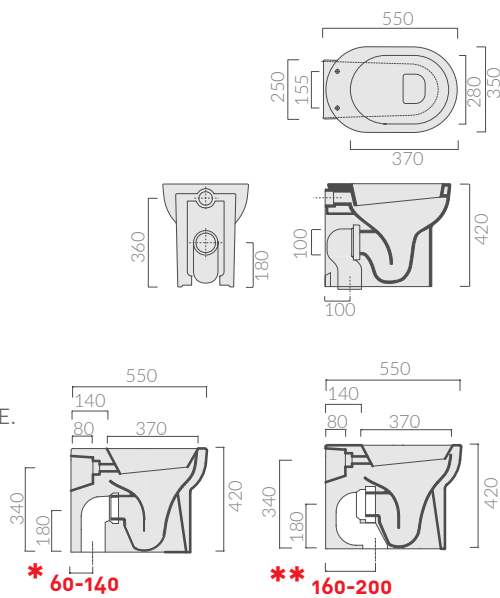
Art.

5229

Art.

\* 9064 curva tecnica /elbow pipe  
sifón de evacuación/coude en S

\*\* 9065 curva tecnica /elbow pipe  
sifón de evacuación/coude en S



50



50x35

**Vaso con scarico universale S/P.**

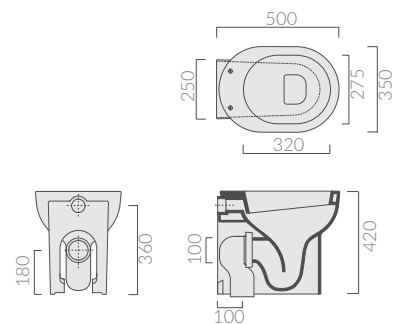
Back to wall wc with floor/wall draining.

Inodoro de tanque alto salida H/V.

Cuvette au sol avec vidage universel S/M.

Art.

5214



45



45x35

**Vaso con scarico universale S/P.**

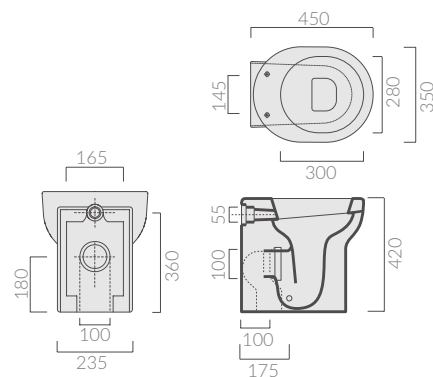
Back to wall wc with floor/wall draining.

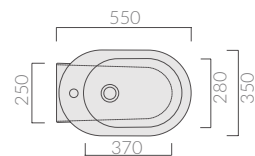

Inodoro de tanque alto salida H/V.

Cuvette au sol avec vidage universel S/M.

Art.

5211U

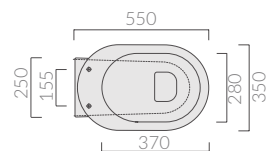
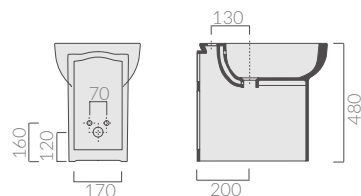




**55x35xH48**  
**Bidet monoforo.**  
Back to wall bidet, one hole.  
Bidet 1 orificio.  
Bidet monotrou.

Art.

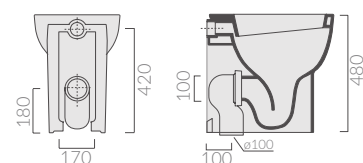
5248



**55x35xH48**  
**Vaso con scarico universale S/P.**  
Back to wall wc with floor/wall draining.  
Inodoro de tanque alto salida H/V.  
Cuvette au sol avec vidage universel S/M.

Art.

5247



Soft Close



Sifone smaltato

Glazed siphon/Sifón esmaltado/  
Siphon émaillé



65



65x35

**Wc monoblocco con scarico universale S/P.**

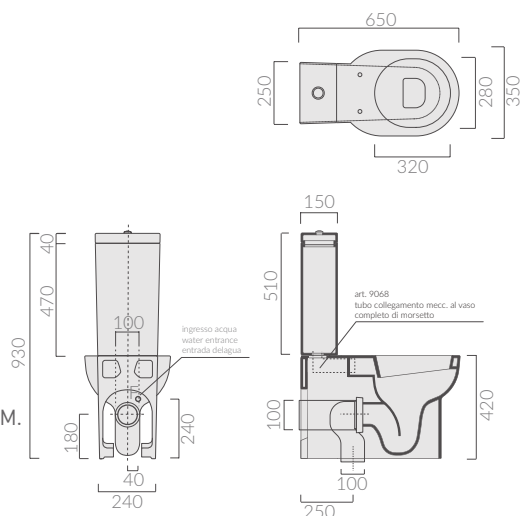
Close-coupled toilet with wall/floor draining.

Inodoro tanque bajo salida H/V.

Cuvette monobloc au sol avec vidage universel S/M.

Art.

5221



60



60x35

**Wc monoblocco con scarico universale S/P.**

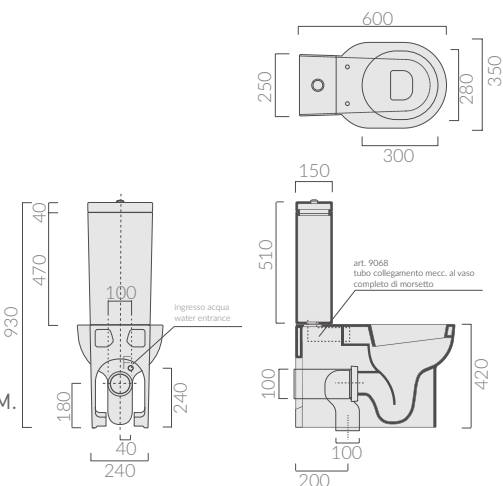
Close-coupled toilet with wall/floor draining.

Inodoro tanque bajo salida H/V.

Cuvette monobloc au sol avec vidage universel S/M.

Art.

5220



**Cassetta in ceramica per vaso monoblocco.**

Ceramic cistern for close-coupled toilet.

Tanque cerámico para inodoro.

Réservoir en céramique.

Art.

5222



Soft Close



Sifone smaltato

Glazed siphon/Sifón esmaltado/  
Siphon émaillé



# EDEN



141x46 - art. 7228



91x46 - art. 7224



90x48 - art. 5232



60x48 - art. 5205  
60x48 - art. 5208



121x46 - art. 7227



81x46 - art. 7223



75x45 - art. 5231



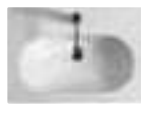
50x48 - art. 5204



121x46 - art. 7226  
121x46 - art. 7226F



71x46 - art. 7222



60x42 - art. 5230



ø48 - art. 5203M



101x46 - art. 7225



61x46 - art. 7221

## WC - BIDET EDEN



53x36 - art. 7216



53x36 - art. 7214



53x36 - art. 7215  
53x36 - art. 7212

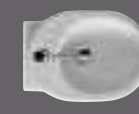


53x36 - art. 7213

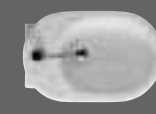


66x36 - art. 7217  
29x41 - art. 7218

## WC - BIDET IN ABBINAMENTO M2



45x35 - art. 5213



46x36 - art. 5210



45x35 - art. 5211U



46x36 - art. 5249



55x35 - art. 5217



55x35 - art. 5229  
TRASIATO

## VASCA - BATHTUB



170x82 - art. 7239

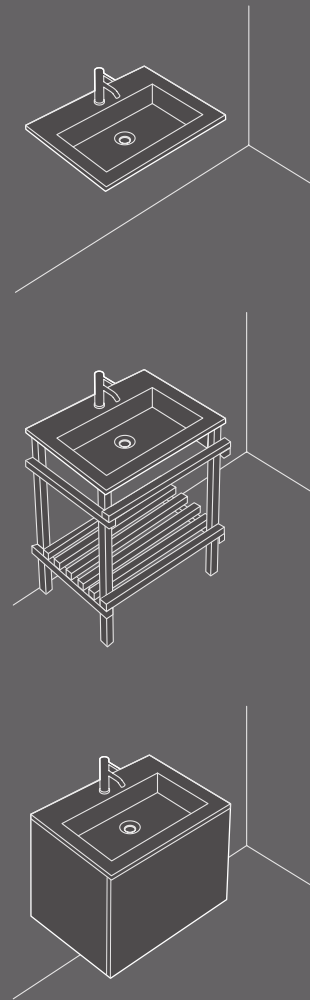


EDEN



GALASSIA 244  
Italy

EDEN



GALASSIA 245  
Italy



### QUALITÀ/ Quality/ Calidad/ Qualité

Utilizzo di un nuovo smalto ceramico che rende le superfici più brillanti, levigate, durevoli nel tempo e più resistenti al calcare e ai batteri.

Use of a new ceramic glaze which makes surfaces more brilliant, polished, durable and resistant to limestone and bacteria.

Uso de un nuevo esmalte cerámico que hace la superficie más brillante, lisa, duradera en el tiempo y más resistente a la cal y bacterias.

Utilisation d'un nouveau vernis céramique qui rend les surfaces plus brillantes, lisses, durables dans le temps et plus résistantes au calcaire et aux bactéries.

46 cm

### PILETTA

Piletta di scarico realizzata in acciaio inox

Stainless steel drain.

Valvula de descarga en acero inoxidable.

Bonde en acier inoxydable.



### AFFIDABILITÀ/ Reliability/ Fiabilidad/ Fiabilité

Ogni lavabo è testato per garantire la massima solidità e resistenza meccanica di 150 kg.

Each washbasin is tested to ensure the maximum strength and mechanical resistance of 150 kg.

Cada lavabo se testa para asegurar la máxima solidez y resistencia mecánica de 150 kg.

Chaque lavabo est testé pour garantir la résistance maximale et la résistance mécanique de 150 kg.



71 cm

81 cm

101 cm

121 cm



### ADATTABILITÀ/ Adaptability/ Adaptabilidad/ Adaptabilité

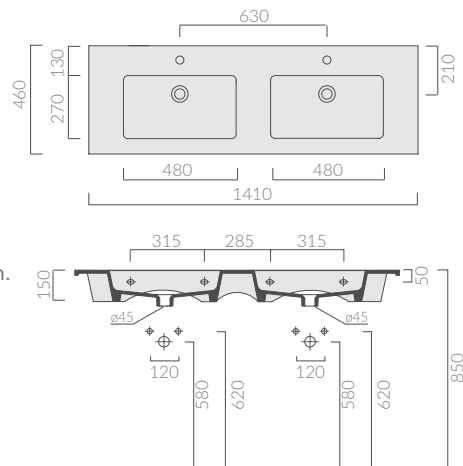
Vasta gamma di lavabi realizzati in più formati.

A wide range of washbasins made in several sizes.

Amplia gama de lavabos realizados en más dimensiones.

Large gamme de lavabos fabriqués en plusieurs dimensions.

141



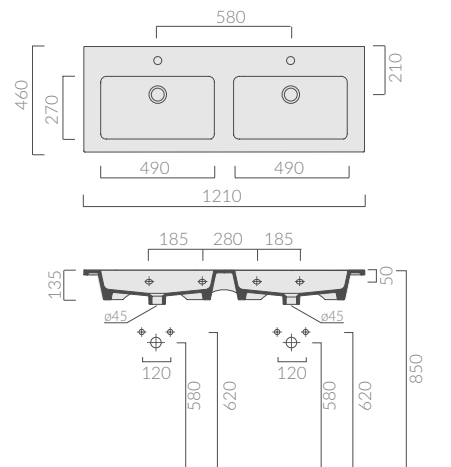
141x46

**Lavabo. Installazione sospeso/incasso sopra piano**  
Washbasin. Wall-hung/recessed countertop installation.  
Lavabo. Instalación suspendida/encastre sobre plano.  
Lavabo. Installation suspendue/à encastrer sur plan.

Art.

7228

121



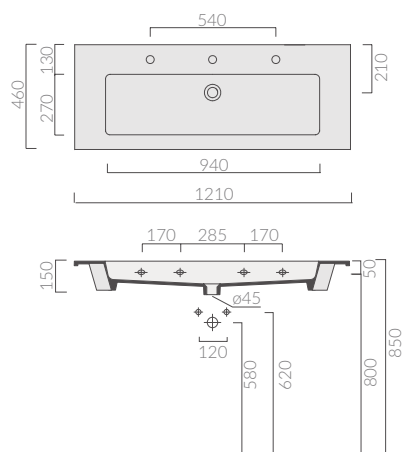
121x46

**Lavabo. Installazione sospeso/incasso sopra piano**  
Washbasin. Wall-hung/recessed countertop installation.  
Lavabo. Instalación suspendida/encastre sobre plano.  
Lavabo. Installation suspendue/à encastrer sur plan.

Art.

7227

121



121x46

**Lavabo. Installazione sospeso/incasso sopra piano**  
Washbasin. Wall-hung/recessed countertop installation.  
Lavabo. Instalación suspendida/encastre sobre plano.  
Lavabo. Installation suspendue/à encastrer sur plan.

Art.

7226

monoforo/1 tap hole  
1 orificio/monotrou

72262F

2 fori/2 tap holes  
2 orificios/2 trous



101

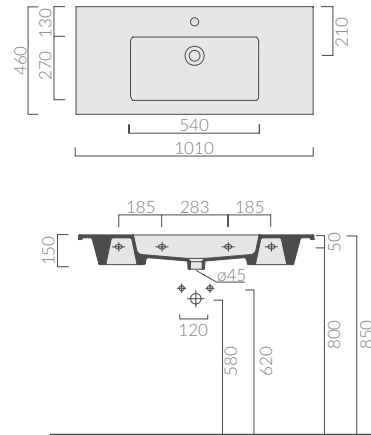


101x46


**Lavabo. Installazione sospeso/incasso soprapiano**  
 Washbasin. Wall-hung/recessed countertop installation.  
 Lavabo. Instalación suspendida/encastre sobre plano.  
 Lavabo. Installation suspendue/à encastrer sur plan.

Art.

7225 monoforo/1 tap hole  
 1 orificio/monotrou



91

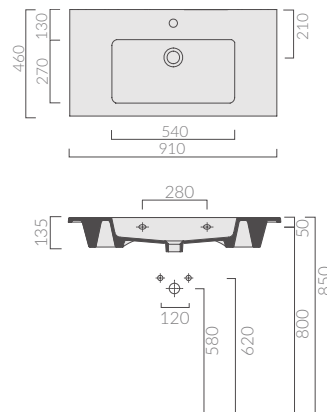


91x46

**Lavabo. Installazione sospeso/incasso soprapiano**  
 Washbasin. Wall-hung/recessed countertop installation.  
 Lavabo. Instalación suspendida/encastre sobre plano.  
 Lavabo. Installation suspendue/à encastrer sur plan.

Art.

7224 monoforo/1 tap hole  
 1 orificio/monotrou



81

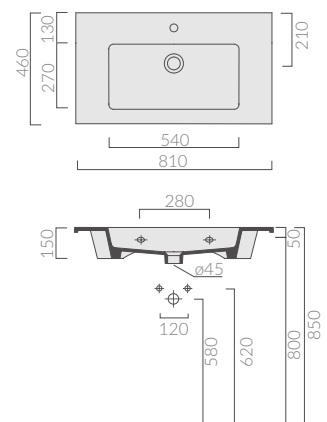


81x46

**Lavabo. Installazione sospeso/incasso soprapiano**  
 Washbasin. Wall-hung/recessed countertop installation.  
 Lavabo. Instalación suspendida/encastre sobre plano.  
 Lavabo. Installation suspendue/à encastrer sur plan.

Art.

7223 monoforo/1 tap hole  
 1 orificio/monotrou



71

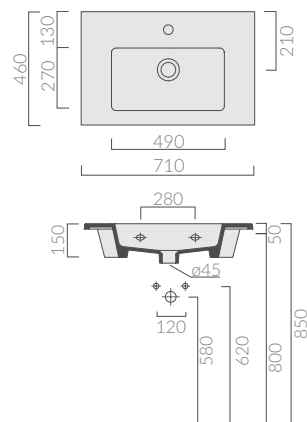


71x46

**Lavabo. Installazione sospeso/incasso sopra piano**  
Washbasin. Wall-hung/recessed countertop installation.  
Lavabo. Instalación suspendida/encastre sobre plano.  
Lavabo. Installation suspendue/à encastrer sur plan.

Art.

7222 monoforo/1 tap hole  
1 orificio/monotrou



61

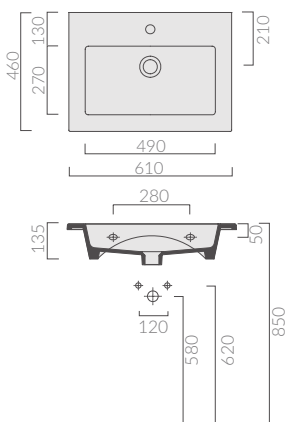


61x46

**Lavabo. Installazione sospeso/incasso sopra piano**  
Washbasin. Wall-hung/recessed countertop installation.  
Lavabo. Instalación suspendida/encastre sobre plano.  
Lavabo. Installation suspendue/à encastrer sur plan.

Art.

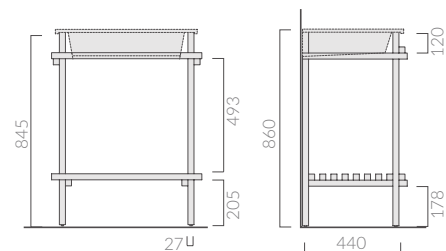
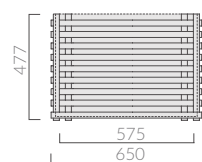
7221 monoforo/1 tap hole  
1 orificio/monotrou



**Struttura sottolavabo in legno massello di rovere, sabbato e verniciato opaco per lavabo cm 61, art.7221.**  
Under basin structure in solid oak wood, sandblasted and matt varnished, for basin art. 7221  
Estructura bajo lavabo en madera maciza de roble, lijada y barnizada mate, para art. 7221.  
Structure sous lavabo en chêne massif, sablé et verni, pour art. 7221

Art.

7235BI bianco /white  
blanco/blanc  
7235NE nero/black  
negro/noir





90



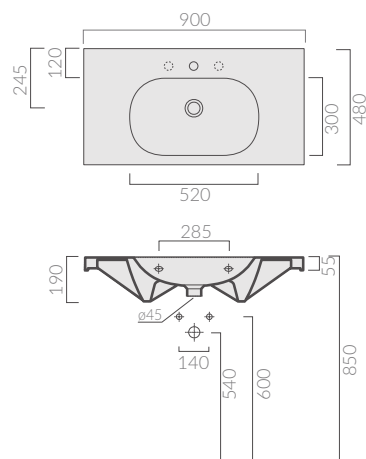
90x48

**Lavabo sospeso monoforo, predisposto 3 fori.**

Wall-hung washbasin, 1 hole pre-arranged 3 holes.  
Lavabo suspendido, 1 orificio premarcado 3 orificios.  
Lavabo suspendu, monotrou pré-percé 3 trous.

Art.

5232

**Portasciugamani frontale in ottone cromato 80,5 cm.**

Frontal chromed plated brass towel-rack 80,5 cm.  
Toallero frontal en latón cromado 80,5 cm.  
Porte-serviettes frontal en laiton chromé 80,5 cm.

Art.

5244

**Portasciugamani laterale in ottone cromato.**

Side chromed-plated brass towel rack.  
Toallero lateral en latón cromado.  
Porte-serviettes lateral en laiton chromé.

Art.

5241

60



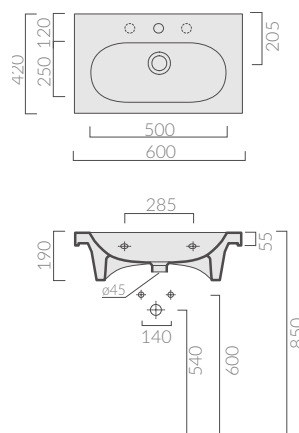
60x42

**Lavabo sospeso monoforo, predisposto 3 fori.**

Wall-hung washbasin, 1 hole pre-arranged 3 holes.  
Lavabo suspendido, 1 orificio premarcado 3 orificios.  
Lavabo suspendu, monotrou pré-percé 3 trous.

Art.

5230

**Portasciugamani frontale in ottone.**

Frontal chromium-plated brass towel-rack.  
Toallero frontal en latón cromado.  
Porte-serviettes frontal en laiton chromé.

Art.

5242

cromato/chromium-plated  
cromado/chromé

7231

verniciato bianco/white varnished  
barnizado blanco/verni blanc**Portasciugamani laterale in ottone cromato.**

Side chromed-plated brass towel rack.  
Toallero lateral en latón cromado.  
Porte-serviettes lateral en laiton chromé.

Art.

5241

cromato/chromium-plated  
cromado/chromé

75

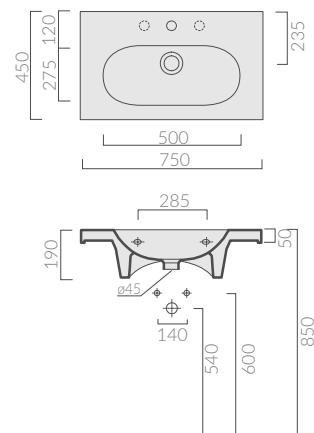


75x45

**Lavabo sospeso monoforo, predisposto 3 fori.**  
Wall-hung washbasin, 1 hole pre-arranged 3 holes.  
Lavabo suspendido, 1 orificio premarcado 3 orificios.  
Lavabo suspendu, monotrou pré-percé 3 trous.

Art.

5231

**Portasciugamani frontale in ottone.**

Frontal brass towel-rack.  
Toallero frontal en latón.  
Porte-serviettes frontal en laiton.

Art.

5243	cromato/chromium-plated cromado/chromé
7229	verniciato bianco/white varnished barnizado blanco/verni blanc

**Portasciugamani laterale in ottone cromato.**

Side chromed-plated brass towel rack.  
Toallero lateral en latón cromado.  
Porte-serviettes lateral en laiton chromé.

Art.

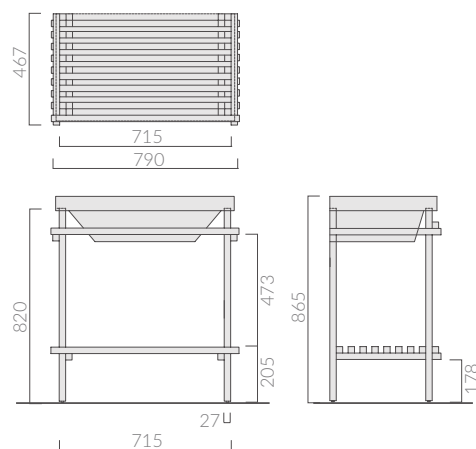
5241

**Struttura sottolavabo in legno massello di rovere, sabbato e verniciato opaco.**

Under basin structure in solid oak wood, sandblasted and matt varnished.  
Estructura bajo lavabo en madera maciza de roble, lijada y barnizada mate.  
Structure sous lavabo en chêne massif, sablé et verni.

Art.

7230BI	bianco white	blanco blanc
7230NE	nero black	negro noir



Wc e bidet in abbinamento serie M2  
Wc and bidet are M2 collection  
Inodoro y bidet son M2 colección  
Cuvette et bidet sont M2 collection

60

**60x48****Lavabo monoforo predisposto 3 fori.**

Washbasin with tap hole pre-arranged 3 holes.

Lavabo 1 orificio premarcado 3 orificios.

Lavabo monotrou pré-percé 3 trous.

Art.

5205	sospeso/su colonna wall-hung/on pedestal	suspendido/para pedestal suspendu/pour colonne
------	---	---

5208	appoggio countertop	de apoyo à poser
------	------------------------	---------------------

**Portasciugamani frontale in ottone verniciato bianco.**

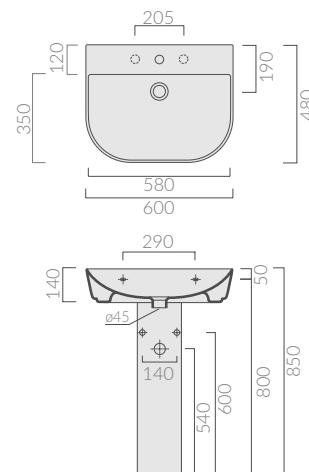
Round chromed brass towel-rack white varnished.

Toallero redondo frontal en latón barnizado blanco.

Porte-serviettes rond frontal en laiton verni blanc.

Art.

7232



50

**50x48****Lavabo monoforo predisposto 3 fori, sospeso/su colonna.**

Washbasin 1 hole pre-arranged 3 holes, wall-hung/on pedestal.

Lavabo 1 orificio premarcado 3 orificios, suspendido/para pedestal.

Lavabo monotrou pré-percé 3 trous, suspendu/pour colonne.

Art.

5204

**Portasciugamani frontale in ottone verniciato bianco.**

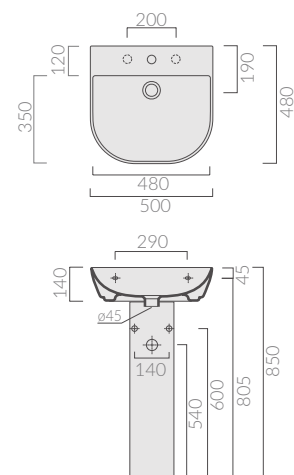
Round chromed brass towel-rack white varnished.

Toallero redondo frontal en latón barnizado blanco.

Porte-serviettes rond frontal en laiton verni blanc.

Art.

7233

**Semicolonna in ceramica per art. 5205.**

Ceramic semi-pedestal for art. 5205.

Semi-pedestal en cerámica para art. 5205.

Semi-colonne en céramique pour art. 5205.

Art.

8510

**Colonna in ceramica.**

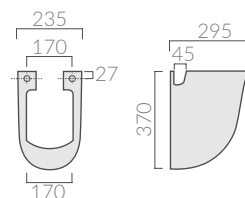
Ceramic pedestal.

Pedestal en cerámica.

Colonne en céramique.

Art.

5240



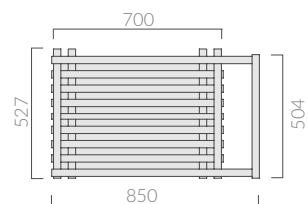
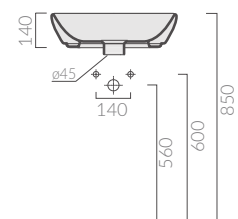
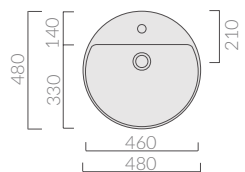
ø48



ø48  
**Lavabo da appoggio.**  
 Countertop washbasin.  
 Lavabo de apoyo.  
 Lavabo à poser.

Art.

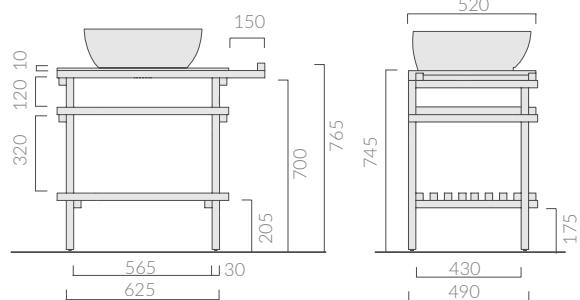
5203M	con foro 1 hole	1 orificio monotrou
-------	--------------------	------------------------



**Struttura sottolavabo in legno massello di rovere sabbato e verniciato opaco.**  
 Under basin structure in solid oak wood, sandblasted and matt varnished.  
 Estructura bajo lavabo en madera maciza de roble, lijada y barnizada mate.  
 Structure sous lavabo en chêne massif, sablé et verni mat.

Art.

7234BI	bianco white	blanco blanc
--------	-----------------	-----------------





## SOFT CLOSE

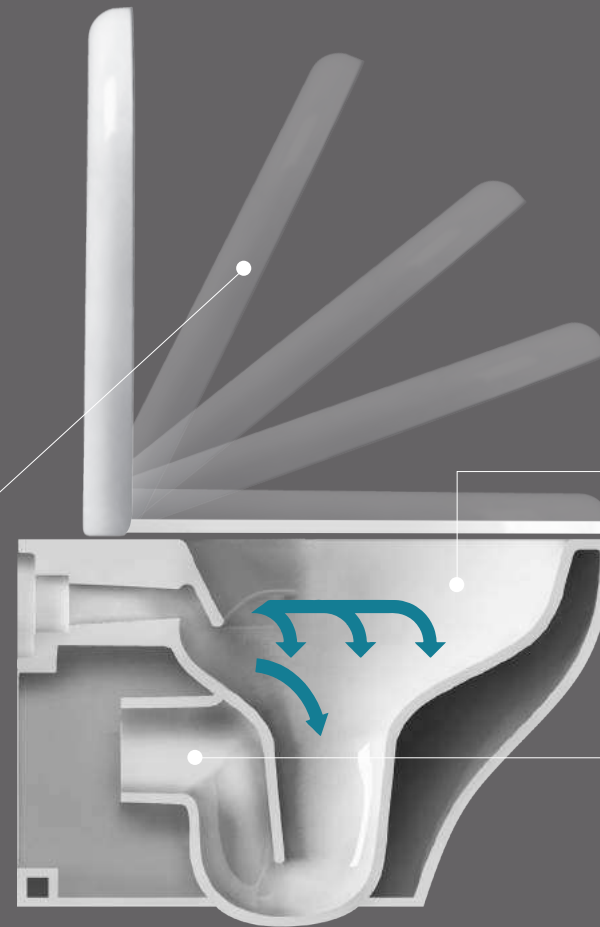


**Coprivaso avvolgente realizzato in resina termoindurente con meccanismo di caduta rallentata.**

Thermosetting seat cover with soft closing system.

Tapa termoindurente para inodoro con bisagra de caída amortiguada.

Abattant thermodurci pour cuvette, charnière avec dispositif de fermeture rallentie.



## RIM AWAY

**Nuovo sistema di scarico che permette una più rapida e accurata pulizia utilizzando solo 3 lt di acqua per il risciacquo.**

New drainage system which allows a more rapid and careful cleaning using only 3 liters of water for rinsing.

Nuevo sistema de desagüe que permite una limpieza más rápida y completa utilizando sólo 3 litros de agua para el enjuague.

Nouveau système de vidage qui permet un nettoyage plus rapide et plus complet en utilisant seulement 3 litres d'eau pour le rinçage.



## SIFONE SMALTATO

Glazed siphon/ Sifón esmaltado/ Siphon émaillé

**Il sifone smaltato permette un utilizzo più igienico e duraturo.**

The glazed siphon allows a more hygienic and long-lasting use.

El sifón esmaltado permite un uso más higiénico y duradero.

Le siphon émaillé permet une utilisation plus hygiénique et durable.



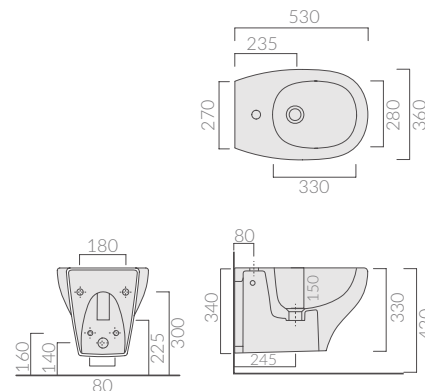
53



**53x36**  
**Bidet sospeso monoforo.**  
 Wall-hung bidet, one hole.  
 Bidet suspendido 1 orificio.  
 Bidet suspendu monotrou.

Art.

7216



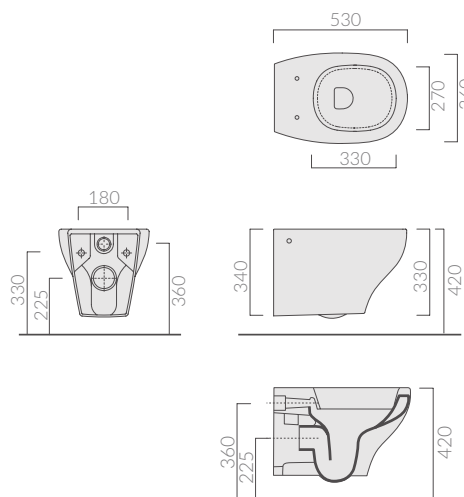
53



**53x36**  
**Vaso sospeso.**  
 Wall-hung wc.  
 Inodoro suspendido.  
 Cuvette suspendue.

Art.

7215



NEW

**Vaso sospeso SENZA BRIDA.**  
 Wall-hung wc, NO RIM.  
 Inodoro suspendido, SIN CANAL DE LAVADO.  
 Cuvette suspendue, SANS BRIDE.

Art.

7212



Soft Close



Sifone smaltato  
 Glazed siphon/Sifón esmaltado/  
 Siphon émaillé



53



53x36

**Bidet monoforo.**

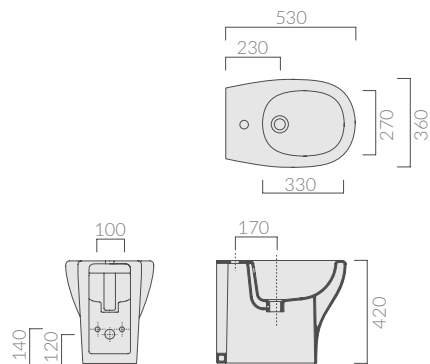
Back to wall bidet, one hole.

Bidet 1 orificio.

Bidet au sol monotrou.

Art.

7214



53



53x36

**Vaso con scarico universale S/P.**

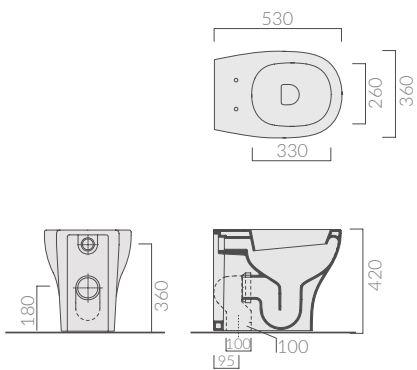
Back to wall wc with floor/wall draining.

Inodoro de tanque alto salida H/V.

Cuvette au sol avec vidage universel S/M.

Art.

7213



Soft Close

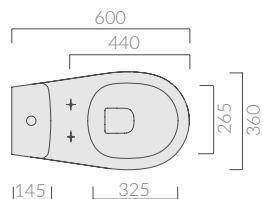


Sifone smaltato

Glazed siphon/Sifón esmaltado/  
Siphon émaillé



60



60x36

**Wc monoblocco con scarico universale S/P.**

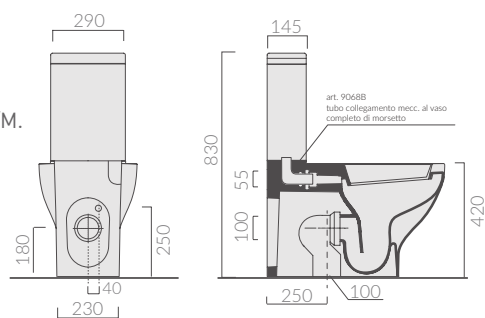
Close-coupled toilet with wall/floor draining.

Inodoro tanque bajo salida H/V.

Cuvette monobloc au sol avec vidage universel S/M.

Art.

7217



29x14,5xh41

**Cassetta in ceramica.**

Ceramic cistern.

Tanque cerámico.

Réservoir en céramique.

Art.

7218



Soft Close



Sifone smaltato

Glazed siphon/Sifón esmaltado/

Siphon émaillé



# ETHOS



110x54 - art. 8435  
110x54 - art. 8435M



95x54 - art. 8434  
95x54 - art. 8434M



75x52 - art. 8433  
75x52 - art. 8433M



65x44 - art. 8432  
65x44 - art. 8432



55x44 - art. 8431  
55x44 - art. 8431M



102x60 - art. 8408  
102x60 - art. 8408M



71x58 - art. 8400  
71x58 - art. 8400M




71x58 - art. 8401  
71x58 - art. 8401M



60x51 - art. 8417  
60x51 - art. 8417M



60x51 - art. 8416  
60x51 - art. 8416M



50x28 - art. 8430

## WC - BIDET ETHOS



55x38 - art. 8438  
55x38 - art. 8438M



55x38 - art. 8440M



59x38 - art. 8428  
59x38 - art. 8428M



55x38 - art. 8437



55x38 - art. 8439



56x38 - art. 8418  
56x38 - art. 8419



68x38 - art. 8441  
40x18xh49 - art. 8490  
40x17xh41 - art. 8454



68x38 - art. 8426  
68x38 - art. 8427  
47x22 - art. 8406



56x38 - art. 8418  
56x38 - art. 8419  
45x22 - art. 8412



56x38 - art. 8418  
56x38 - art. 8419  
47x22 - art. 8410

## VASCHE - BATHTUBS



170x80xh72 - art. 8496CR



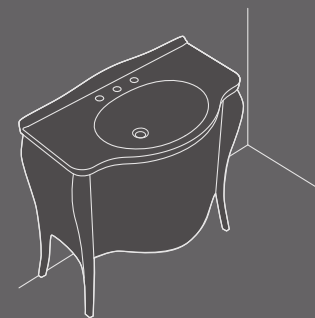
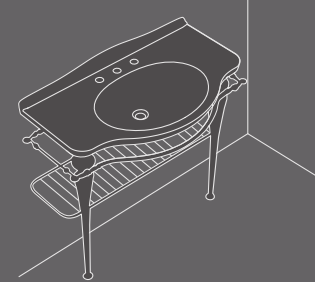
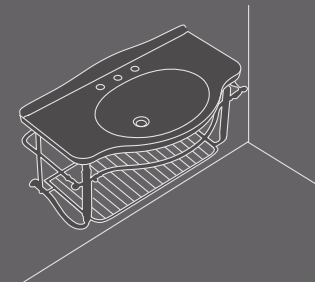
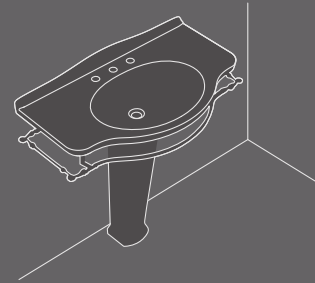
170x80xh72 - art. 8497CR

ETHOS



GALASSIA 272  
Italy

ETHOS



GALASSIA 273  
Italy



## PILETTA

**Piletta di scarico realizzata in acciaio inox**

Stainless steel drain.

Valvula de descarga en acero inoxidable.

Bonde en acier inoxydable.

## ESTETICA/ Aesthetics/ Estética/ Esthétique

**Riduzione degli spessori del bordo perimetrale dei lavabi per un'estetica più attuale.**

Reduction of the washbasins edges' thickness for a more contemporary aesthetics.

Reducción del espesor del borde del lavabo para una estética más moderna.

Réduction de l'épaisseur du bord des lavabos pour une esthétique plus moderne.



54 cm



## AFFIDABILITÀ/ Reliability/ Fiabilidad/ Fiabilité

**Ogni lavabo è testato per garantire la massima solidità e resistenza meccanica di 150 kg.**

Each washbasin is tested to ensure the maximum strength and mechanical resistance of 150 kg.

Cada lavabo se testa para asegurar la máxima solidez y resistencia mecánica de 150 kg.

Chaque lavabo est testé pour garantir la résistance maximale et la résistance mécanique de 150 kg.



## ADATTABILITÀ/ Adaptability/ Adaptabilidad/ Adaptabilité

**Vasta gamma di lavabi realizzati in più formati.**

A wide range of washbasins made in several sizes.

Amplia gama de lavabos realizados en más dimensiones.

Large gamme de lavabos fabriqués en plusieurs dimensions.



## QUALITÀ/ Quality/ Calidad/ Qualité

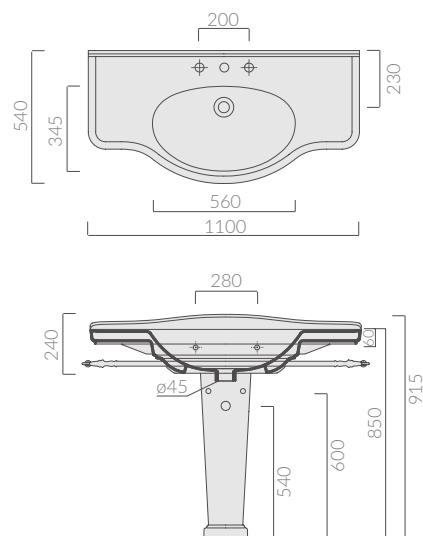
**Utilizzo di un nuovo smalto ceramico che rende le superfici più brillanti, levigate, durevoli nel tempo e più resistenti al calcare e ai batteri.**

Use of a new ceramic glaze which makes surfaces more brilliant, polished, durable and resistant to limestone and bacteria.

Uso de un nuevo esmalte cerámico que hace la superficie más brillante, lisa, duradera en el tiempo y más resistente a la calca y bacterias.

Utilisation d'un nouveau vernis céramique qui rend les surfaces plus brillantes, lisses, durables dans le temps et plus résistantes au calcaire et aux bactéries.

110



110x54

**Lavabo. Installazione sospesa, su colonna o per mobile.**

Washbasin. Wall-hung, for pedestal or furniture installation.

Lavabo. Instalación suspendida, para pedestal o para mueble.

Lavabo. Installation suspendue, sur colonne ou sur meuble.

Art.

<input type="checkbox"/>	8435	3 fori / 3 holes 3 orificios / 3 trous
<input type="checkbox"/>	8432M	monoforo / one tap hole 1 orificio / monotrou

**Portasciugamani in ottone cromato 115 cm.**

Chromed brass towel-rack 115 cm.

Toallero en latón cromado 115 cm.

Porte serviettes en laiton chromé 115 cm.

Art.

8443

**Colonna in ceramica.**

Pedestal ceramic.

Pedestal en cerámica.

Colonne en céramique.

Art.

8436

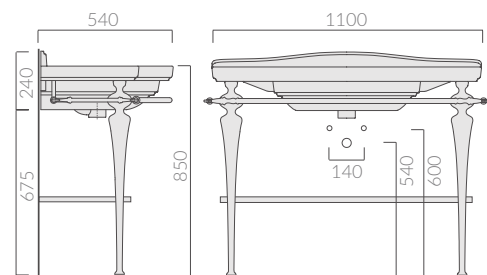




**110** **Struttura a pavimento cm 110 in ottone cromato.**  
 Chromed-brass structure 110 cm.  
 Estructura a suelo de 110 cm, en latón cromado.  
 Structure au sol 110 cm en laiton chromé.

Art.

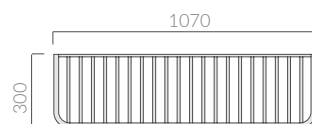
8444



**Ripiano sottolavabo in ottone cromato.**  
 Chromed-brass under frame countertop.  
 Repisa bajolavabo en latón cromado.  
 Plan sous lavabo en laiton chromé.

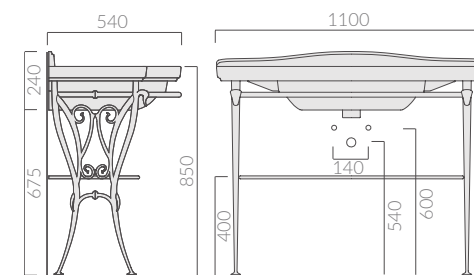
Art.

8445



**110** **Struttura a pavimento cm 110 in fusione di alluminio anticato.**  
 Old-looking aluminium alloy structure 110 cm.  
 Estructura a suelo de 110 cm, en fusión de aluminio envejecido.  
 Structure au sol 110 cm en aluminium antiqué.

Art.  
 8448



**NEW**



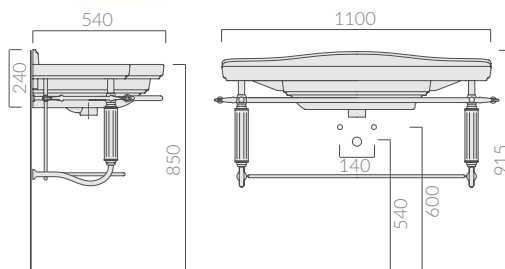
**NEW**



**110** **Struttura sospesa cm 110 in ottone cromato.**  
 Chromed-brass wall-hung basin structure 110 cm.  
 Estructura suspendida de 110 cm, en latón cromado.  
 Structure suspendue 110 cm en laiton chromé.

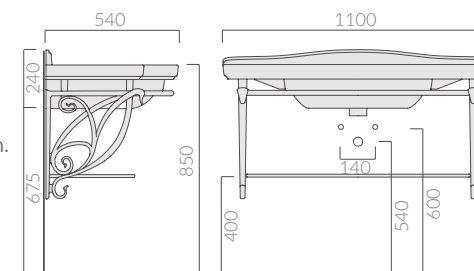
Art.

8540	ripiano in ottone brass shelf	repisa en latón plan en laiton
8544	ripiano in vetro glass shelf	repisa en cristal plan en verre



**110** **Struttura sospesa cm 110 in fusione di alluminio anticato.**  
 Old-looking aluminium alloy wall-hung structure 110 cm.  
 Estructura suspendida de 110 cm, en fusión de aluminio envejecido.  
 Structure suspendue 110 cm en aluminium antiqué.

Art.  
 8449



95



95x54

**Lavabo. Installazione sospesa, su colonna o per mobile.**

Washbasin. Wall-hung, for pedestal or furniture installation.

Lavabo. Instalación suspendida, para pedestal o para mueble.

Lavabo. Installation suspendue, sur colonne ou sur meuble.

Art.

<input type="checkbox"/>	8434	3 fori 3 tap holes	3 orificios 3 trous
<input type="checkbox"/>	8434M	monoforo one tap hole	1 orificio monotrou
<input type="checkbox"/>	8434NE	3 fori nero 3 holes black	3 orificios negro 3 trous noir
<input type="checkbox"/>	8434MNE	monoforo nero/one tap hole black negro 1 orificio/noir monotrou	

**Portasciugamani in ottone cromato 100 cm.**

Chromed brass towel-rack 100 cm.

Toallero en latón cromado 100 cm.

Porte serviettes en laiton chromé 100 cm.

Art.

8450

**Colonna in ceramica.**

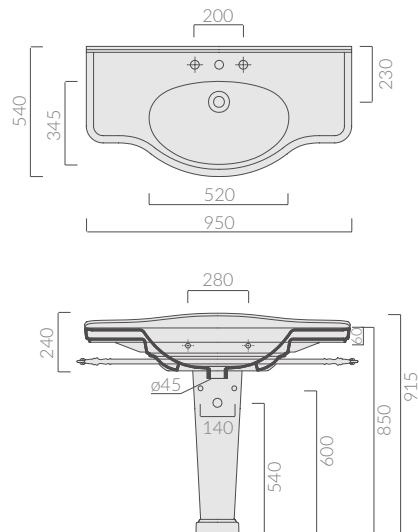
Pedestal ceramic.

Pedestal en cerámica.

Colonne en céramique.

Art.

<input type="checkbox"/>	8436	bianco white	blanco blanc
<input type="checkbox"/>	8436NE	nero black	negro noir



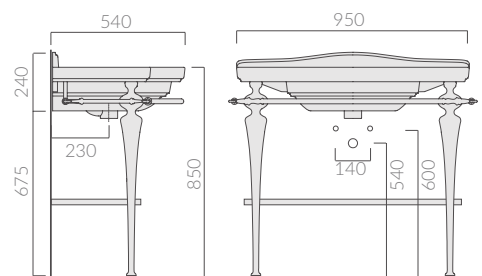




**95** **Struttura a pavimento cm 95 in ottone cromato.**  
 Chromed-brass structure 95 cm.  
 Estructura a suelo de 95 cm, en latón cromado.  
 Structure au sol 95 cm en laiton chromé.

Art.

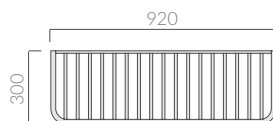
8451



**Ripiano sottolavabo in ottone cromato.**  
 Chromed-brass under frame countertop.  
 Repisa bajolavabo en latón cromado.  
 Plan sous lavabo en laiton chromé.

Art.

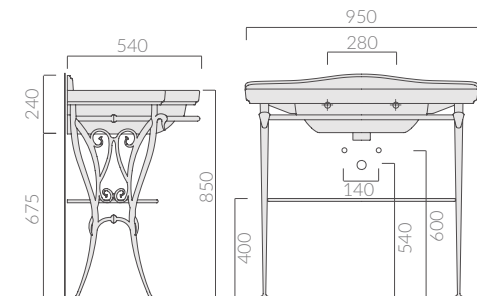
8452



**95** **Struttura a pavimento cm 95 in fusione di alluminio anticato.**  
 Old-looking aluminium alloy structure 95 cm.  
 Estructura a suelo de 95 cm, en fusión de aluminio envejecido.  
 Structure au sol 95 cm en aluminium antiqué.

Art.

8455



**NEW**

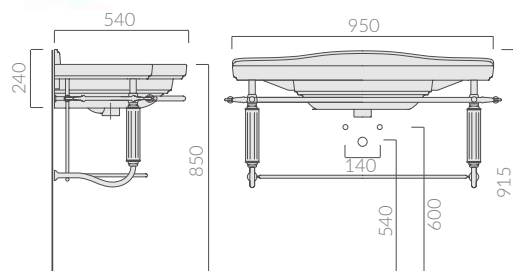


**NEW**

**95** **Struttura sospesa cm 95 in ottone cromato.**  
 Chromed-brass wall-hung basin structure 95 cm.  
 Estructura suspendida de 95 cm, en latón cromado.  
 Structure suspendue 95 cm en laiton chromé.

Art.

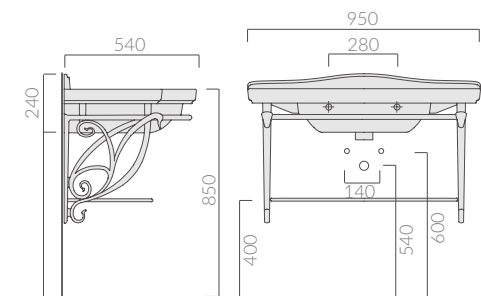
8541	ripiano in ottone brass shelf	repisa en latón plan en laiton
8545	ripiano in vetro glass shelf	repisa en cristal plan en verre



**95** **Struttura sospesa cm 95 in fusione di alluminio anticato.**  
 Old-looking aluminium alloy wall-hung structure 95 cm.  
 Estructura suspendida de 95 cm, en fusión de aluminio envejecido.  
 Structure suspendue 95 cm en aluminium antiqué.

Art.

8456





75



75x52

**Lavabo. Installazione sospesa, su colonna o per mobile.**

Washbasin. Wall-hung, for pedestal or furniture installation.

Lavabo. Instalación suspendida, para pedestal o para mueble.

Lavabo. Installation suspendue, sur colonne ou sur meuble.

Art.

8433	3 fori 3 tap holes	3 orificios 3 trous
8433M	monoforo one tap hole	1 orificio monotrou
8433NE	3 fori nero 3 holes black	3 orificios negro 3 trous noir
8433MNE	monoforo nero/one tap hole black negro 1 orificio/noir monotrou	

**Portasciugamani in ottone cromato 80 cm.**

Chromed brass towel-rack 80 cm.

Toallero en latón cromado 80 cm.

Porte serviettes en laiton chromé 80 cm.

Art.

8457

**Colonna in ceramica.**

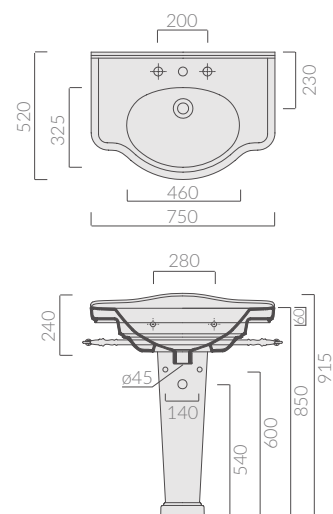
Pedestal ceramic.

Pedestal en cerámica.

Colonne en céramique.

Art.

8436	bianco white	blanco blanc
8436NE	nero black	negro noir





**75** **Struttura a pavimento cm 75 in ottone cromato.**  
Chromed-brass structure 75 cm.  
Estructura a suelo de 75 cm, en latón cromado.  
Structure au sol 75 cm en laiton chromé.

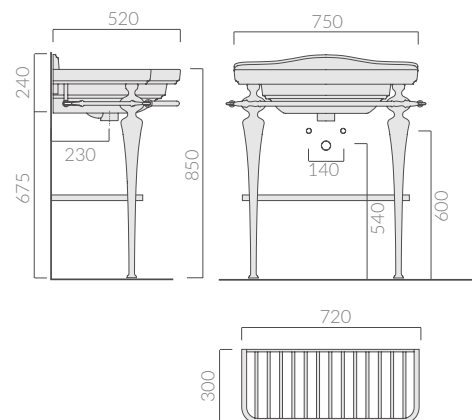
Art.

8458

**Ripiano sottolavabo in ottone cromato.**  
Chromed-brass under frame countertop.  
Repisa bajolavabo en latón cromado.  
Plan sous lavabo en laiton chromé.

Art.

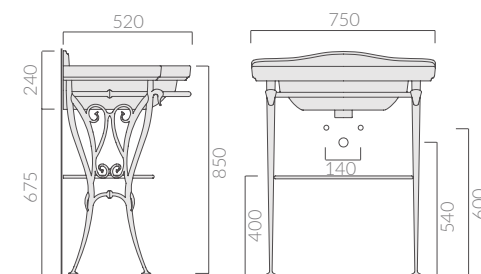
8459



**75** **Struttura a pavimento cm 75 in fusione di alluminio anticato.**  
Old-looking aluminium alloy structure 75 cm.  
Estructura a suelo de 75 cm, en fusión de aluminio envejecido.  
Structure au sol 75 cm en aluminium antiqué.

Art.

8462



**NEW**  
**75** **Struttura sospesa cm 75 in ottone cromato.**  
Chromed-brass wall-hung structure 75 cm.  
Estructura suspendida de 75 cm, en latón cromado.  
Structure suspendue 75 cm en laiton chromé.

Art.

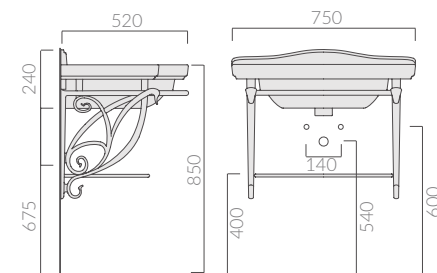
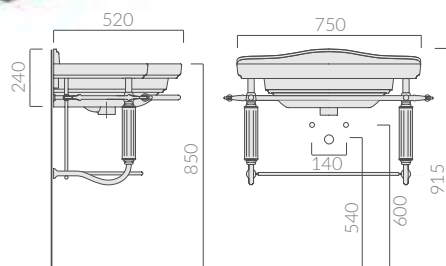
8542	ripiano in ottone brass shelf	repisa en latón plan en laiton
8546	ripiano in vetro glass shelf	repisa en cristal plan en verre



**NEW**  
**75** **Struttura sospesa cm 75 in fusione di alluminio anticato.**  
Old-looking aluminium alloy wall-hung structure 75 cm.  
Estructura suspendida de 75 cm, en fusión de aluminio envejecido.  
Structure suspendue 75 cm en aluminium antiqué.

Art.

8463



65



65x44

**Lavabo. Installazione sospesa su colonna o per mobile.**

Washbasin. Wall-hung for pedestal or furniture installation.

Lavabo. Instalación suspendida, para pedestal o para mueble.

Lavabo. Installation suspendue, sur colonne ou sur meuble.

Art.

<input type="checkbox"/>	8432	3 fori 3 tap holes	3 orificios 3 trous
<input type="checkbox"/>	8432M	monoforo one tap hole	1 orificio monotrou

**Portasciugamani in ottone cromato 70 cm.**

Chromed brass towel-rack 70 cm.

Toallero en latón cromado 70 cm.

Porte serviettes en laiton chromé 70 cm.

Art.

8464

**Colonna in ceramica.**

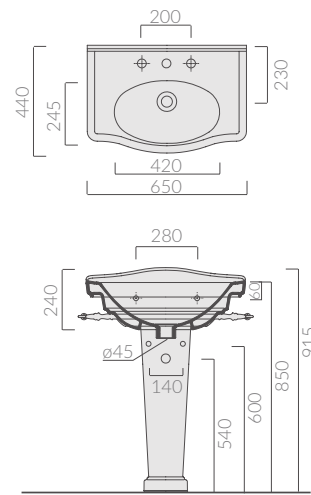
Pedestal ceramic.

Pedestal en cerámica.

Colonne en céramique.

Art.

8436





**65** **Struttura a pavimento cm 65 in ottone cromato.**  
 Chromed-brass structure 65 cm.  
 Estructura a suelo de 65 cm, en latón cromado.  
 Structure au sol 65 cm en laiton chromé.

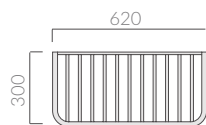
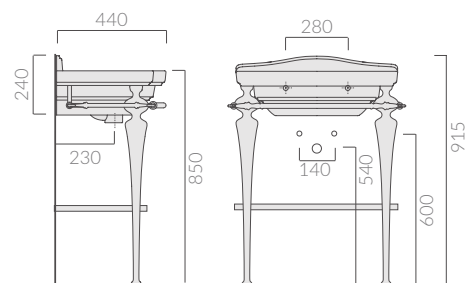
Art.

8465

**Ripiano sottolavabo in ottone cromato.**  
 Chromed-brass under frame countertop.  
 Repisa bajolavabo en latón cromado.  
 Plan sous lavabo en laiton chromé.

Art.

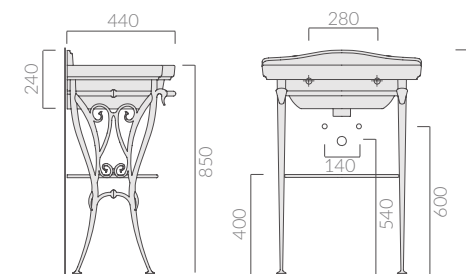
8466



**65** **Struttura a pavimento cm 65 in fusione di alluminio anticato.**  
 Old-looking aluminium alloy structure 65 cm.  
 Estructura a suelo de 65 cm, en fusión de aluminio envejecido.  
 Structure au sol 65 cm en aluminium antiqué.

Art.

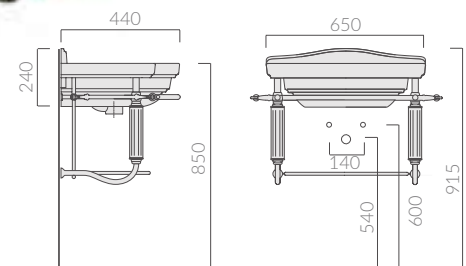
8469



**NEW** **65** **Struttura sospesa cm 65 in ottone cromato.**  
 Chromed-brass wall-hung structure 65 cm.  
 Estructura suspendida de 65 cm, en latón cromado.  
 Structure suspendue 65 cm en laiton chromé.

Art.

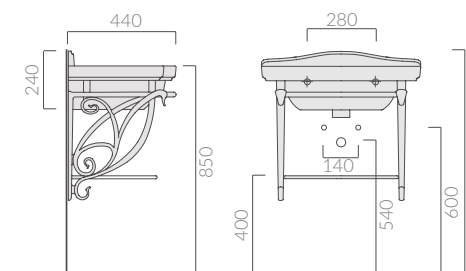
8543	ripiano in ottone brass shelf	repisa en latón plan en laiton
8547	ripiano in vetro glass shelf	repisa en cristal plan en verre



**65** **Struttura sospesa cm 65 in fusione di alluminio anticato.**  
 Old-looking aluminium alloy wall-hung structure 65 cm.  
 Estructura suspendida de 65 cm, en fusión de aluminio envejecido.  
 Structure suspendue 65 cm en aluminium antiqué.

Art.

8470





55



55x44

**Lavabo. Installazione sospesa, su colonna o per mobile.**

Washbasin. Wall-hung, for pedestal or furniture installation.

Lavabo. Instalación suspendida, para pedestal o para mueble.

Lavabo. Installation suspendue, sur colonne ou sur meuble.

Art.

<input type="checkbox"/> 8431	3 fori 3 tap holes	3 orificios 3 trous
<input type="checkbox"/> 8431M	monoforo one tap hole	1 orificio monotrou

**Portasciugamani in ottone cromato 60 cm.**

Chromed brass towel-rack 60 cm.

Toallero en latón cromado 60 cm.

Porte serviettes en laiton chromé 60 cm.

Art.

8471



55

**Struttura a pavimento cm 55 in ottone cromato.**

Chromed-brass structure 55 cm.

Estructura a suelo de 55 cm, en latón cromado.

Structure au sol 55 cm en laiton chromé.

Art.

8472

**Ripiano sottolavabo in ottone cromato.**

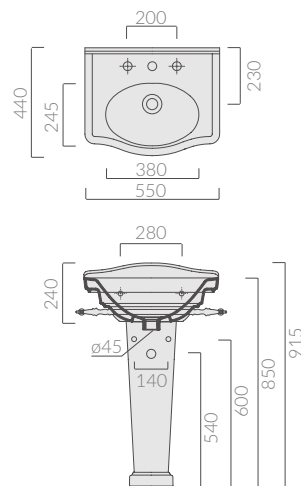
Chromed-brass under frame countertop.

Repisa bajolavabo en latón cromado.

Plan sous lavabo en laiton chromé.

Art.

8473



**Colonna in ceramica.**

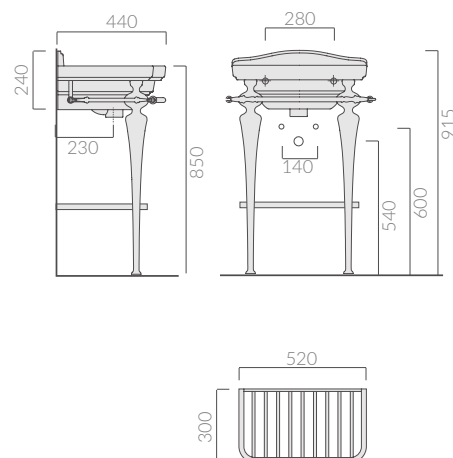
Pedestal ceramic.

Pedestal en cerámica.

Colonne en céramique.

Art.

8436



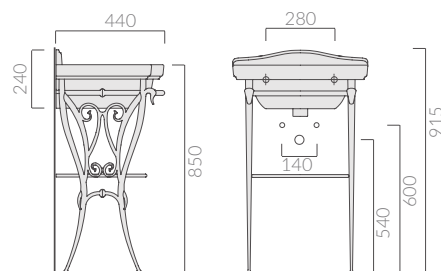




**55** **Struttura a pavimento cm 55 in fusione di alluminio anticato.**  
Old-looking aluminium alloy basin structure 55 cm.  
Estructura a suelo de 55 cm, en fusión de aluminio envejecido.  
Structure au sol 55 cm en aluminium antiqué.

Art.

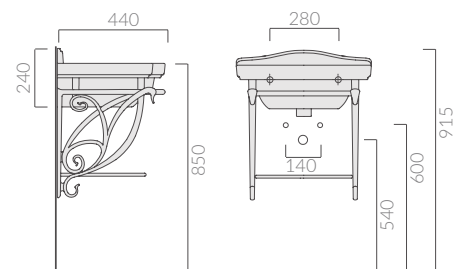
8475



**55** **Struttura sospesa cm 55 in fusione di alluminio anticato.**  
Old-looking aluminium alloy wall-hung structure 55 cm.  
Estructura suspendida de 55 cm, en fusión de aluminio envejecido.  
Structure suspendue 55 cm en aluminium antiqué.

Art.

8476





## 110 Mobile cm 110 realizzato in legno massello finitura rovere moro con cassetto estraibile.

Solid wood cabinet, dark oak finishing 110 cm with pull out basket for art. 8435.

Mueble realizado en madera maciza acabado roble oscuro, con cajón interno. Para art.8435.  
Meuble en bois massif, finition chêne foncé, avec tiroir porte-linge coulissant. Pour art. 8435.

Art.

8478

## Mobile cm 110 realizzato in MDF laccato lucido, con cassetto estraibile.

MDF cabinet glossy lacquered with pull out basket for art.8435.

Mueble realizado en MDF lacado lucido con cajón interno para art. 8435.

Meuble en MDF laqué brillant, avec tiroir porte-linge coulissant pour art. 8435.

Art.

<input type="checkbox"/>	8477	bianco white	blanco blanc
<input checked="" type="checkbox"/>	8477NE	nero black	negro noir

## Specchiera cm 90x110 con cornice in resina laccata.

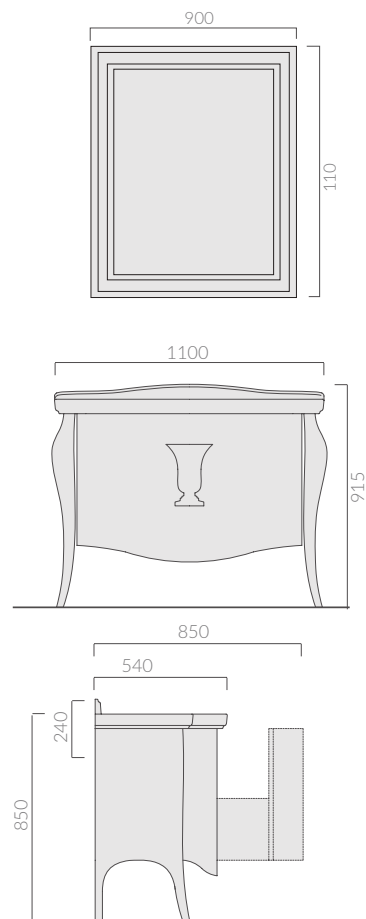
Mirror 90x110 cm with lacquered frame.

Espejo de 90x110 cm con marco lacado.

Miroir cm 90x110 avec bord laqué.

Art.

<input checked="" type="checkbox"/>	5561NE	nero black	negro noir
<input type="checkbox"/>	5561B	bianco white	blanco blanc
<input type="checkbox"/>	5561PL	foglia argento silver leaf	hoja de plata feuille argent





**75 Mobile cm 75 realizzato in legno massello finitura rovere moro con cassetto estraibile.**

Solid wood cabinet, dark oak finishing 75 cm with pull out basket for art. 8433.  
Mueble realizado en madera maciza acabado roble oscuro, con cajón interno. Para art.8433.  
Meuble en bois massif, finition chêne foncé, avec tiroir porte-linge coulissant. Pour art. 8433.

Art.

8480

**Mobile cm 75 realizzato in MDF laccato lucido, con cassetto estraibile.**

MDF cabinet glossy lacquered with pull out basket for art.8433.  
Mueble realizado en MDF lacado lucido con cajón interno para art. 8433.  
Meuble en MDF laqué brillant, avec tiroir porte-linge coulissant pour art. 8433.

Art.

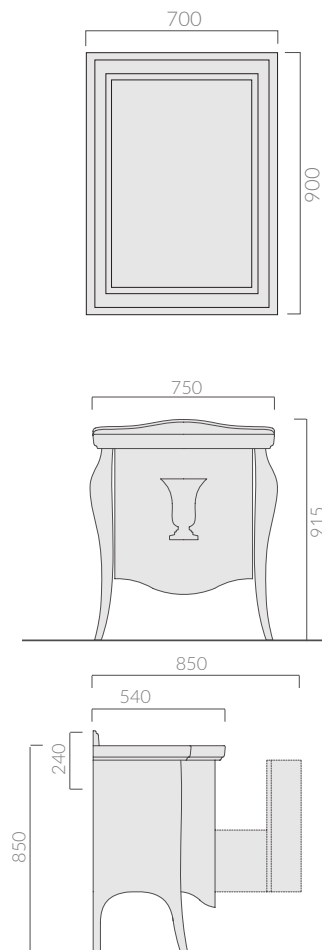
<input type="checkbox"/>	8479	bianco white	blanco blanc
<input checked="" type="checkbox"/>	8479NE	nero black	negro noir

**Specchiera cm 70x90 con cornice in resina laccata.**

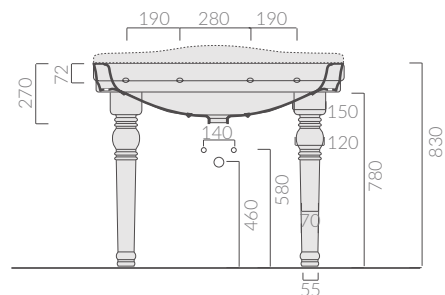
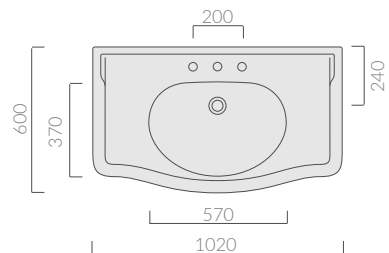
Mirror 70x90 cm with lacquered frame.  
Espejo de 70x90 cm con marco lacado.  
Miroir cm 70x90 avec bord laqué.

Art.

<input checked="" type="checkbox"/>	5560NE	nero black	negro noir
<input type="checkbox"/>	5560B	bianco white	blanco blanc
<input type="checkbox"/>	5560PL	foglia argento silver leaf	hoja de plata feuille argent



102



102x60

**Lavabo consolle cm 102.**

Console washbasin 102 cm.

Lavabo consola 102 cm.

Lavabo consolle cm 102.

Art.

8408 3 fori 3 orificios  
3 tap holes 3 trous

8408M monoforo 1 orificio  
one tap hole monotrou

**Coppia gambe in ceramica.**

Pair of ceramic legs.

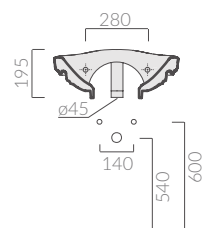
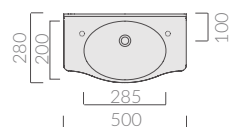
Pareja de patas en cerámica.

Couple jambes en céramique.

Art.

8409

50



50x28

**Lavamani. Installazione sospesa.**

**Foro rubinetteria predisposto a dx/sx**

Hand-basin. Wall-hung installation. With tap hole arranged right/left.

Lavamanos. Instalación suspendida. Orificio premarcado a derecha/izquierda.

Lave mains. Installation suspendue.

Trou pré-percé droite/gauche.

Art.

8430





71



71x58

**Lavabo con spalliera. Sospeso o per colonna.**  
 Washbasin with upstand. Wall-hung or for pedestal.  
 Lavabo con zócalo. Suspendido o para pedestal.  
 Lavabo avec dossier. Suspendu ou pour colonne.

Art.

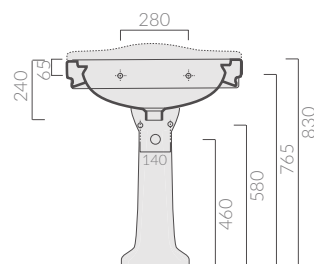
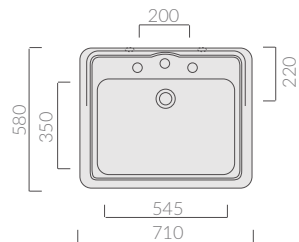
8401	3 fori 3 tap holes	3 orificios 3 trous
<input type="checkbox"/> 8401M	monoforo one tap hole	1 orificio monotrou

**Colonna in ceramica.**

Pedestal ceramic.  
 Pedestal en cerámica.  
 Colonne en céramique.

Art.

8411



60



60x51

**Lavabo con spalliera. Sospeso o per colonna.**  
 Washbasin with upstand. Wall-hung or for pedestal.  
 Lavabo con zócalo. Suspendido o para pedestal.  
 Lavabo avec dossier. Suspendua ou pour colonne.

Art.

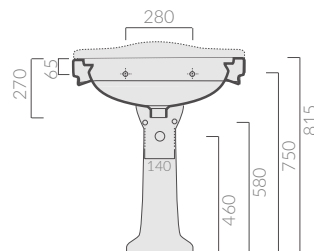
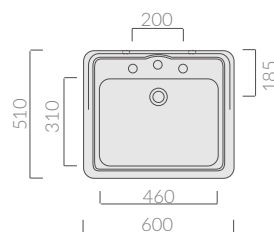
8416	3 fori 3 tap holes	3 orificios 3 trous
<input type="checkbox"/> 8416M	monoforo one tap hole	1 orificio monotrou

**Colonna in ceramica.**

Pedestal ceramic.  
 Pedestal en cerámica.  
 Colonne en céramique.

Art.

8411





71



71x58

**Lavabo senza spalliera. Sospeso o per colonna.**  
 Washbasin without upstand. Wall-hung or for pedestal.  
 Lavabo sin zócalo. Suspendido o para pedestal.  
 Lavabo sans dossier. Suspendue ou pour colonne.

Art.

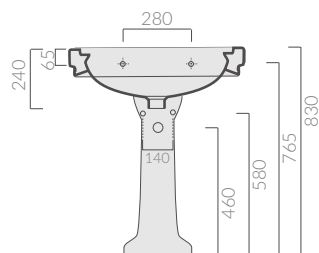
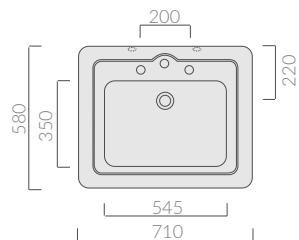
8400	3 fori 3 tap holes	3 orificios 3 trous
□ 8400M	monoforo one tap hole	1 orificio monotrou

**Colonna in ceramica.**

Pedestal ceramic.  
 Pedestal en cerámica.  
 Colonne en céramique.

Art.

8411



60



60x51

**Lavabo senza spalliera. Sospeso o per colonna.**  
 Washbasin without upstand. Wall-hung or for pedestal.  
 Lavabo sin zócalo. Suspendido o para pedestal.  
 Lavabo sans dossier. Suspendue ou pour colonne.

Art.

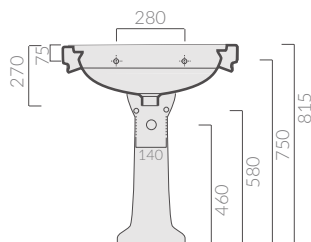
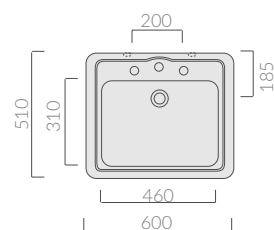
8417	3 fori 3 tap holes	3 orificios 3 trous
□ 8417M	monoforo one tap hole	1 orificio monotrou

**Colonna in ceramica.**

Pedestal ceramic.  
 Pedestal en cerámica.  
 Colonne en céramique.

Art.




8411



## COLORI COPRIVASO

-  bianco/white/blanco/blanc
-  nero/black/negro/noir
-  legno massello finitura rovere/  
dark oak/roble scuro/chêne  
foncé
-  legno massello finitura noce/  
walnut/nogal/noyer

## COLORI CERNIERE

-  cromo/chromed/cromado/chromé
-  oro/gold/oro/or
-  bronzo/bronze/bronze/bronze



## SOFT CLOSE



**Coprivaso avvolgente realizzato in resina termoindurente con meccanismo di caduta rallentata.**



Thermosetting seat cover with soft closing system.

Tapa termoindurente para inodoro con bisagra de caída amortiguada.

Abattant thermodurci pour cuvette, charnière avec dispositif de fermeture rallentie.



## COLORI WC / BIDET

-  bianco/white/blanco/blanc
-  nero/black/negro/noir



## SIFONE SMALTATO

Glazed siphon/ Sifón esmaltado/  
Siphon émaillé

**Il sifone smaltato permette un utilizzo più igienico e duraturo.**

The glazed siphon allows a more hygienic and long-lasting use.

El sifón esmaltado permite un uso más higiénico y duradero.

Le siphon émaillé permet une utilisation plus hygiénique et durable.



## FISSAGGIO NASCOSTO

Hidden Fixation/ Fijación oculta/ Fixation Invisible

**Il fissaggio avviene dal basso del sanitario così da non rendere visibili i tradizionali fori.**

The fixing is carried out from the bottom of the sanitaryware in order that traditional holes are hidden.

La fijación se realiza desde la parte inferior de el sanitario con el fin de no hacer visibles los orificios tradicionales.

La fixation est réalisée à partir de la base de l'article sanitaire afin que les trous traditionnels ne soient pas visibles.

55

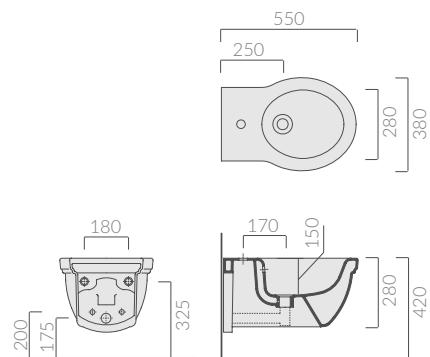


55x38

**Bidet sospeso monoforo.**  
Wall-hung bidet, one hole.  
Bidet suspendido 1 orificio.  
Bidet suspendu monotrou.

Art.

8440M	bianco white	blanco blanc
8440MNE	nero black	negro noir



55

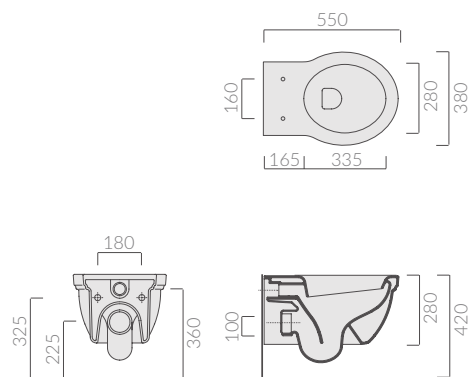


55x38

**Vaso sospeso.**  
Wall-hung wc.  
Inodoro suspendido.  
Cuvette suspendue.

Art.

8439	bianco white	blanco blanc
8439NE	nero black	negro noir



Soft Close



Sifone smaltato

Glazed siphon/Sifón esmaltado/  
Siphon émaillé



Fissaggio nascosto

Hidden fixing/Fijación oculta/  
Fixation invisible



55



55x38

**Bidet monoforo.**

Back to wall bidet, one hole.

Bidet 1 orificio.

Bidet au sol monotrou.

Art.

8438M	bianco white	blanco blanc
8438MNE	nero black	negro noir

**Bidet a tre fori.**

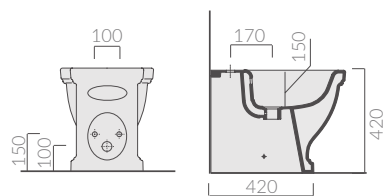
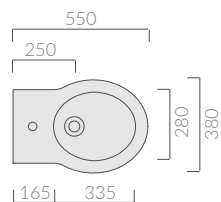
Back to wall bidet, 3 tap holes.

Bidet 3 orificios.

Bidet au sol 3 trous.

Art.

8438	bianco white	blanco blanc
8438NE	nero black	negro noir



55



55x38

**Vaso con scarico universale S/P.**

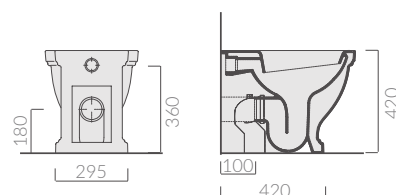
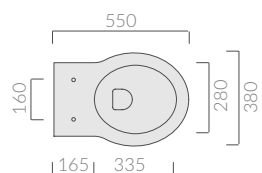
Back to wall wc with floor/wall draining.

Inodoro de tanque alto salida H/V.

Cuvette au sol avec vidage universel S/M.

Art.

8437	bianco white	blanco blanc
8437NE	nero black	negro noir



Soft Close



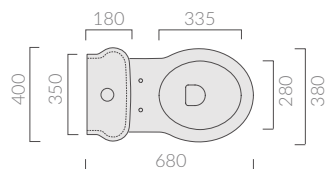
Sifone smaltato

Glazed siphon/Sifón esmaltado/  
Siphon émaillé





68



68x38

**Wc monoblocco con scarico universale S/P.**

Close-coupled toilet with wall/floor draining.

Inodoro tanque bajo salida H/V.

Cuvette monobloc au sol avec vidage universel S/M.

Art.

8441	bianco white	blanco blanc
8441NE	nero black	negro noir

**Cassetta in ceramica per vaso monoblocco.**

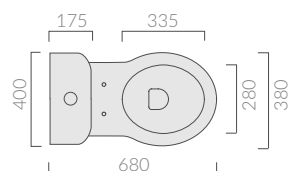
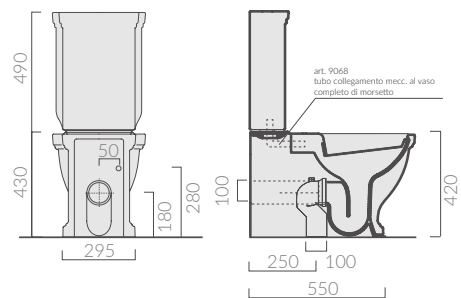
Ceramic cistern for close-coupled toilet.

Tanque cerámico para inodoro.

Réservoir en céramique.

Art.

8490	bianco white	blanco blanc
8490NE	nero black	negro noir



**Cassetta in ceramica per vaso monoblocco.**

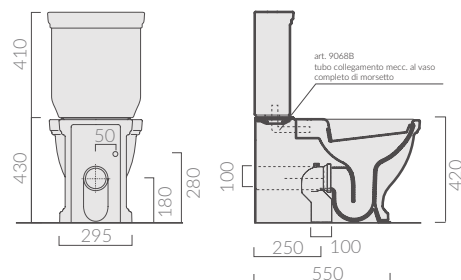
Ceramic cistern for close-coupled toilet.

Tanque cerámico para inodoro.

Réservoir en céramique.

Art.

8454	bianco white	blanco blanc
8454NE	nero black	negro noir



Soft Close



Sifone smaltato

Glazed Siphon/Sifón esmaltado/  
Siphon émaillé





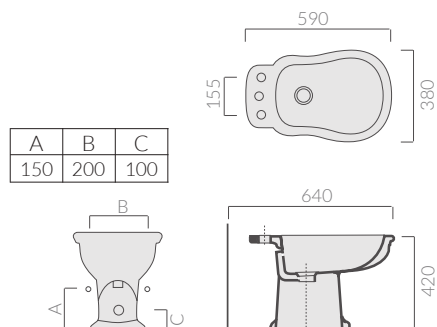
55



**55x38**  
**Bidet.**  
Bidet.  
Bidet.

Art.

<b>8428M</b>	monoforo one tap hole	1 orificio monotrou
<b>8428</b>	3 fori 3 tap holes	3 orificios 3 trous



55



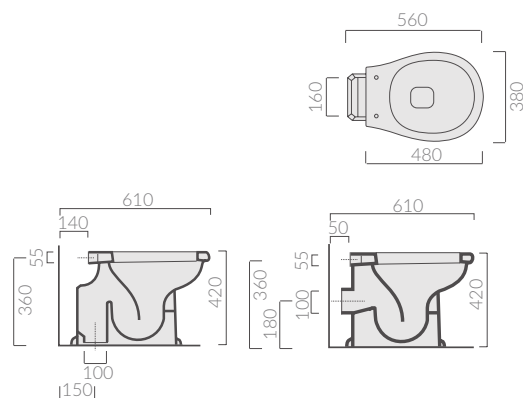
**55x38**

**Vaso con scarico "S".**

Wc with floor draining.  
Inodoro para tanque alto salida vertical.  
Cuvette au sol vidage vertical.

Art.

**8418**



**Vaso con scarico "P".**

Wc with wall draining.  
Inodoro para tanque alto salida horizontal.  
Cuvette au sol vidage horizontal.

Art.

**8419**



**Sifone smaltato**

Glazed siphon/Sifón esmaltado/  
Siphon émaillé



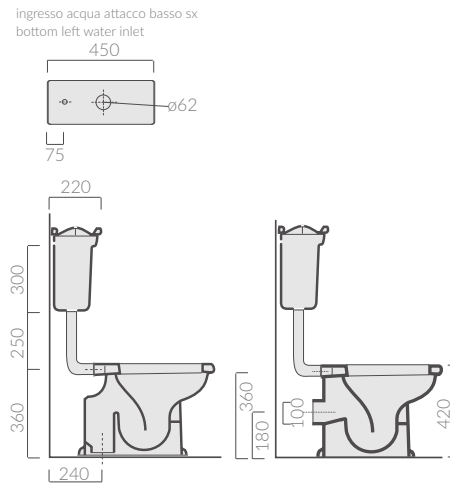
# ETHOS WC



**Cassetta a zaino con coperchio.**  
Low level cistern with cover.  
Tanque de media altura con tapa.  
Réservoir bas mural avec couvercle.

Art.

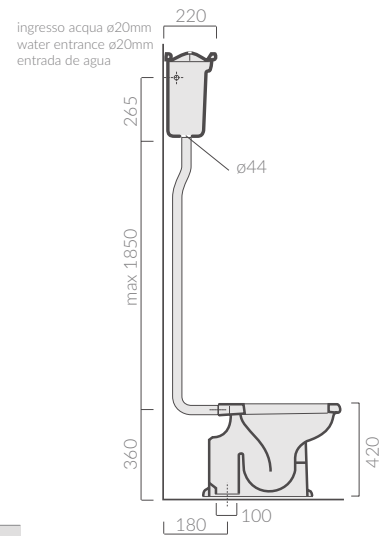
8412



**Cassetta alta con coperchio.**  
High cistern with cover.  
Tanque alto con tapa.  
Réservoir haut avec couvercle.

Art.

8410



ETHOS

68



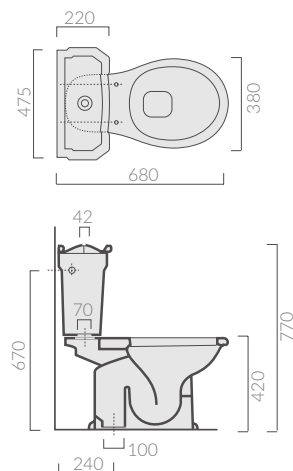
68x38

**Vaso monoblocco con scarico "S".**

Close-coupled toilet with floor draining.  
Inodoro para tanque alto salida vertical.  
Cuvette au sol vidage vertical.

Art.

8426

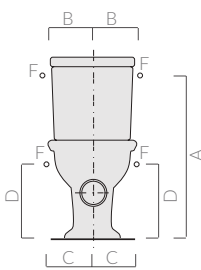


**Vaso monoblocco con scarico "P".**

Close coupled toilet with wall draining.  
Inodoro para tanque alto salida horizontal.  
Cuvette au sol vidage horizontal.

Art.

8427

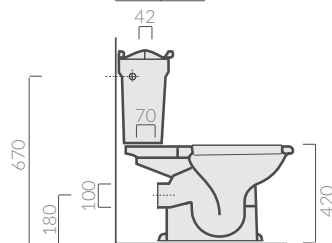


**Cassetta in ceramica per vaso monoblocco.**

Ceramic cistern for close-coupled toilet.  
Tanque cerámico para inodoro.  
Réservoir en céramique.

Art.

8406



A	B	C	D
670	280	150	300

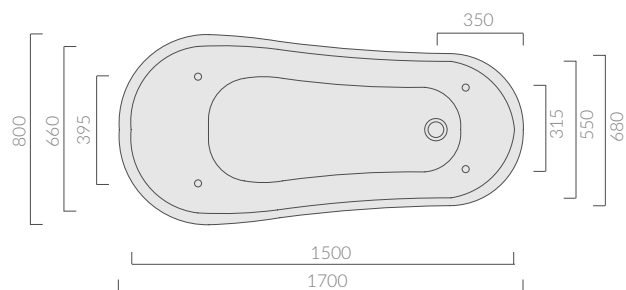


**Sifone smaltato**

Glazed siphon/Sifón esmaltado/  
Siphon émaillé



170



170x80xh72

**Vasca in vetroresina bianca.**

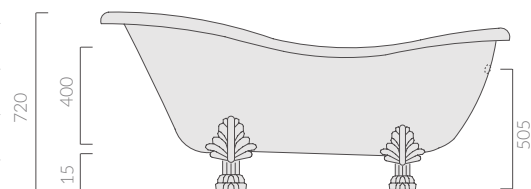
White fiberglass bath-tub.

Bañera en fibra de vidrio blanca.

Baignoire en fibre de verre blanche.

Art.

8496CR	con piedini cromati with chromed feet	pies cromado avec pieds chromés
8496	con piedini bianchi with white feet	pies blancos avec pieds blancs
8496OR	con piedini oro with gold feet	pies oro avec pieds or
8496BR	con piedini bronzo with bronze feet	pies bronze avec pieds bronze



170



170x80xh72

**Vasca in vetroresina nera.**

Black fiberglass bath-tub.

Bañera en fibra de vidrio negra.

Baignoire en fibre de verre noire.

Art.

8497CR	con piedini cromati with chromed feet	pies cromado avec pieds chromés
8497	con piedini bianchi with white feet	pies blancos avec pieds blancs
8497OR	con piedini oro with gold feet	pies oro avec pieds or
8497BR	con piedini bronzo with bronze feet	pies bronze avec pieds bronze





# MIDAS



70x37 - art. 5234



54x35 - art. 5233



62x50 - art. 9863

## WC - BIDET XES



51x38 - art. 9906PL



51x38 - art. 9907PL




51x38 - art. 9906NE



51x38 - art. 9907NE



51x38 - art. 9908NE



51x38 - art. 9909NE

## WC - BIDET IN ABBINAMENTO SA02



52x38 - art. 8970NE



52x38 - art. 8971NE



52x38 - art. 8960NE



52x38 - art. 8961NE

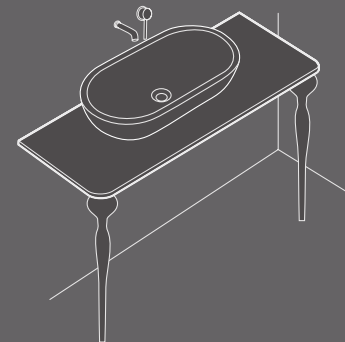
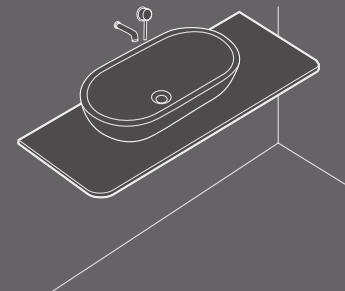



MIDAS



GALASSIA 324  
Italy

MIDAS



GALASSIA 325  
Italy

62



62x50

**Lavabo. Installazione appoggio.**

Washbasin. Countertop installation.

Lavabo. Instalación de apoyo.

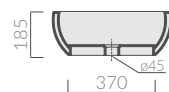
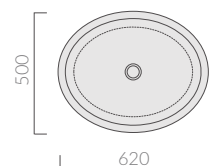
Lavabo. Installation à poser.

Art.

■	9863NE	nero black	negro noir
■	9863NEMT	nero mat black matt	negro mate noir mat
■	9863PT	grigio grey	gris gris
■	98630N	ottanio ottanio	bleu pétrole bleu pétrole
■	9863SA	sabbia sand	arena sable

Art.

■	98630R	oro/bianco gold/white	oro/blanco oro/blanc
■	9863PL	platino/bianco platinum/white	platino/blanco platine/blanc
■	9863NO	oro/nero gold/black	oro/negro oro/noir
■	9863NB	nero/bianco black/white	negro/blanco noir/blanc

**Struttura portalavabo in resina laccata lucida, con basamento in metallo.**

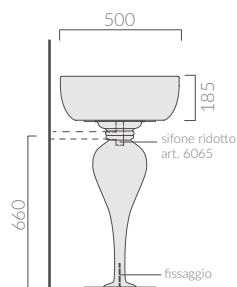
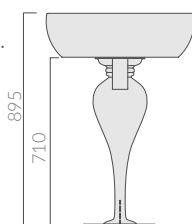
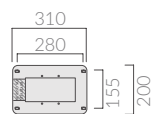
Structure for basin in lacquered shiny resin, with metal base.

Estructura para lavabo, en resina lacada brillante, con base de acero.

Structure porte-lavabo en résine laquée brillante, avec base métallique.

Art.

■	5550AB	bianco white	blanco blanc
■	5550ANE	nero black	negro noir



70



70x37

**Lavabo. Installazione appoggio.**

Washbasin. Countertop installation.

Lavabo. Instalación de apoyo.

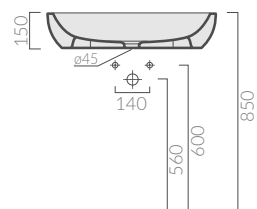
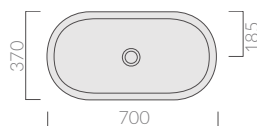
Lavabo. Installation à poser.

Art.

■	5234NE	nero black	negro noir
■	5234NEMT	nero mat black matt	negro mate noir mat
■	5234PT	grigio grey	gris gris
■	5234ON	ottanio ottanio	bleu pétrole
■	5234SA	sabbia sand	arena sable

Art.

■	5234OR	oro/bianco gold/white	oro/blanco oro/blanc
■	5234PL	platino/bianco platinum/white	platino/blanco platine/blanc
■	5234NO	oro/nero gold/black	oro/negro oro/noir
■	5234NB	nero/bianco black/white	negro/blanco noir/blanc



**Struttura portavavabo in resina laccata lucida, con basamento in metallo.**

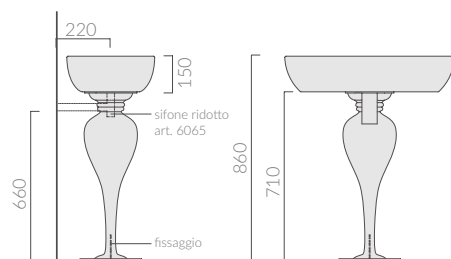
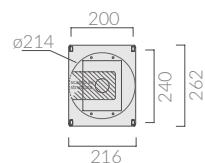
Structure for basin in lacquered shiny resin, with metal base.

Estructura para lavabo, en resina lacada brillante, con base de acero.

Structure porte-lavabo en résine laquée brillante, avec base métallique.

Art.

■	5550BB	bianco white	blanco blanc
■	5550BNE	nero black	negro noir



54



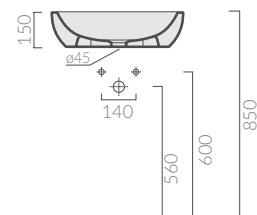
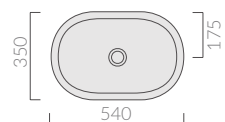
54x35

Art.

5233NE	nero black	negro noir
5233NEMT	nero mat black matt	negro matet noir mat
5233PT	grigio grey	gris gris
52330N	ottanio ottanio	ottanio bleu pétrole
5233SA	sabbia sand	arena sable

Art.

52330R	oro/bianco gold/white	oro/blanco oro/blanc
5233PL	platino/bianco platinum/white	platino/blanco platine/blanc
5233NO	oro/nero gold/black	oro/negro oro/noir
5233NB	nero/bianco black/white	negro/blanco noir/blanc





# 120/90

**Struttura portlavabo laccata lucida, con piano in vetro, abbinabile ai lavabi art. 5233/5234.**  
 Structure for basin, shiny lacquered, with glass top for art. 5233/5234.  
 Estructura para lavabo lacada brillante, con repisa en cristal para art. 5233/5234.  
 Structure porte-lavabo laquée brillante, avec plan en verre pour art. 5233/5234.

120x50

Art.

■ 5553B	bianco white	blanco blanc
■ 5553NE	nero black	negro noir

90x50

Art.

■ 5552B	bianco white	blanco blanc
■ 5552NE	nero black	negro noir

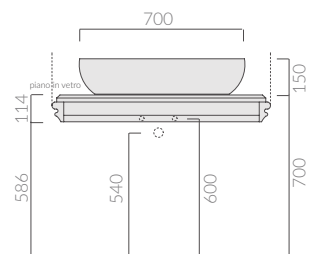
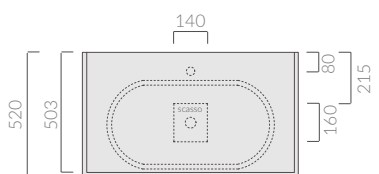
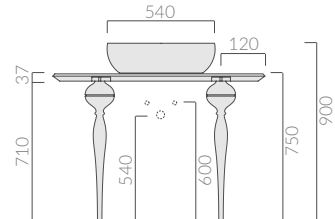
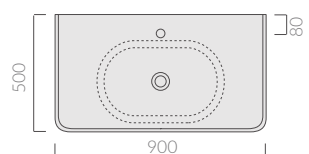
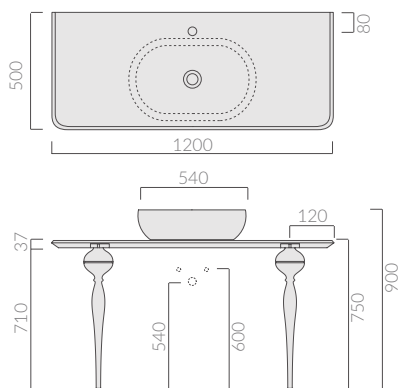


# 90

**Mensola portlavabo laccata lucida, con piano in vetro, abbinabile ai lavabi art. 5233/5234.**  
 Shelf for basin shiny lacquered, with glass top, for art. 5233/5234.  
 Repisa para lavabo, lacada brillante, con repisa en cristal, para art. 5233/5234.  
 Étagère porte-lavabo, laquée brillante, avec plan en verre pour art. 5233/5234.

Art.

■ 5554B	bianco white	blanco blanc
■ 5554NE	nero black	negro noir

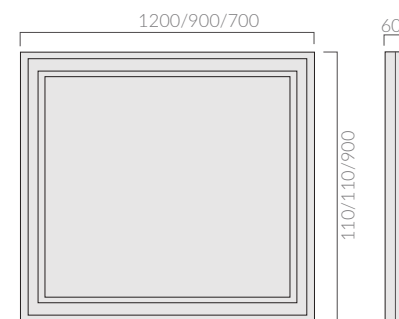


# 120

**120x110**  
**Specchiera con cornice in resina laccata.**  
 Mirror in lacquered shiny.  
 Espejo en resina lacada brillante.  
 Miroir en résine laquée brillante.

Art.

■ 5562NE	nero black	negro noir
■ 5562B	bianco white	blanco blanc
■ 5562PL	foglia argento silver leaf	hoja de plata feuille argent



# 90

**90x110**  
**Specchiera con cornice in resina laccata.**  
 Mirror in lacquered shiny.  
 Espejo en resina lacada brillante.  
 Miroir en résine laquée brillante.

Art.

■ 5561NE	nero black	negro noir
■ 5561B	bianco white	blanco blanc
■ 5561PL	foglia argento silver leaf	hoja de plata feuille argent

# 70

**70x90**  
**Specchiera con cornice in resina laccata.**  
 Mirror in lacquered shiny.  
 Espejo en resina lacada brillante.  
 Miroir en résine laquée brillante.

Art.

■ 5560NE	nero black	negro noir
■ 5560B	bianco white	blanco blanc
■ 5560PL	foglia argento silver leaf	hoja de plata feuille argent



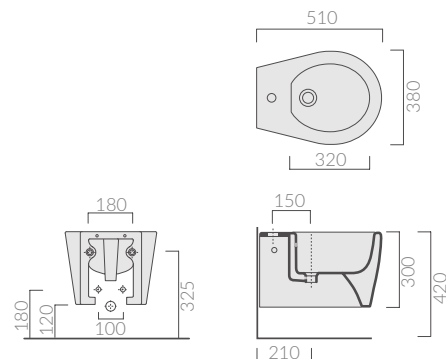
51



**51x38**  
**Bidet sospeso monoforo.**  
 Wall-hung bidet, one hole.  
 Bidet suspendido 1 orificio.  
 Bidet suspendu monotrou.

Art.

9906	bianco white	blanco blanc
9906NE	nero black	negro noir
9906NEMT	nero mat black matt	negro mat noir mat
9906PT	grigio grey	gris gris
9906PL	platino-bianco platinum-white	platino-bianco platine-blanc



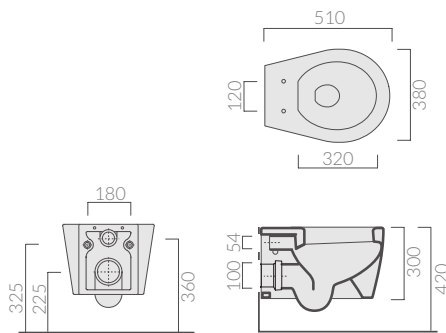
51



**51x38**  
**Vaso sospeso.**  
 Wall-hung wc.  
 Inodoro suspendido.  
 Cuvette suspendue.

Art.

9907	bianco white	blanco blanc
9907NE	nero black	negro noir
9907NEMT	nero mat black matt	negro mat noir mat
9907PT	grigio grey	gris gris
9907PL	platino-bianco platinum-white	platino-bianco platine-blanc



Soft Close



Sifone smaltato  
 Glazed siphon/Sifón esmaltado/  
 Siphon émaillé



51



51x38

**Bidet monoforo.**

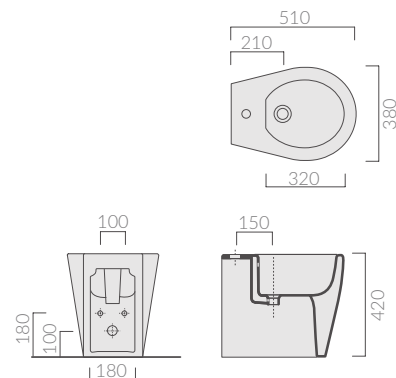
Back to wall bidet, one hole.

Bidet 1 orificio.

Bidet monotrou.

Art.

9908		
■ 9908NE	nero black	negro noir
■ 9908NEMT	nero mat black matt	negro mate noir mat
■ 9908PT	grigio grey	gris gris
■ 9908PL	platino-bianco platinum-white	platino-blanco platine-blanc



51



51x38

**Vaso con scarico universale S/P.**

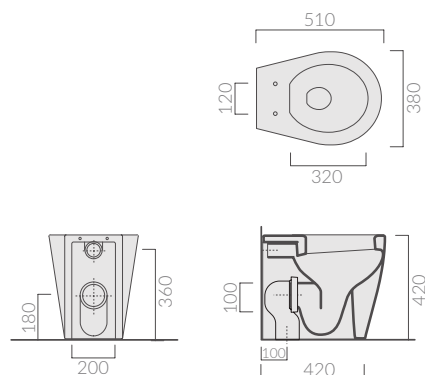
Back to wall wc with floor/wall draining.

Inodoro de tanque alto salida H/V.

Cuvette au sol avec vidage universel S/M.

Art.

9909		
■ 9909NE	nero black	negro noir
■ 9909NEMT	nero mat black matt	negro mate noir mat
■ 9909PT	grigio grey	gris gris
■ 9909PL	platino-bianco platinum-white	platino-blanco platine-blanc



Soft Close



Sifone smaltato

Glazed siphon/Sifón esmaltado/  
Siphon émaillé



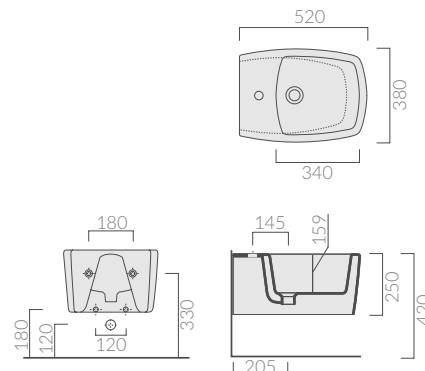
52



**52x38**  
**Bidet sospeso monoforo.**  
 Wall-hung bidet, one hole.  
 Bidet suspendido 1 orificio.  
 Bidet suspendu monotrou.

Art.

8970		
■ 8970NE	nero black	negro noir
■ 8970PT	grigio grey	gris gris
■ 8970PL	platino-bianco platinum-white	platino-bianco platine-blanc



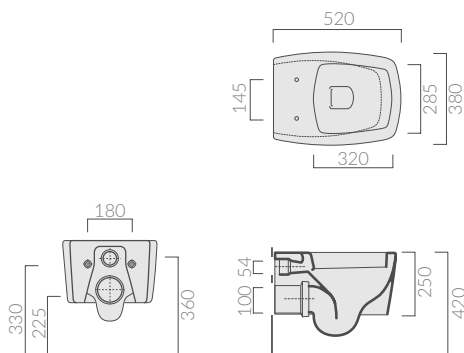
52



**52x38**  
**Vaso sospeso.**  
 Wall-hung wc.  
 Inodoro suspendido.  
 Cuvette suspendue.

Art.

8971		
■ 8971NE	nero black	negro noir
■ 8971PT	grigio grey	gris gris
■ 8971PL	platino-bianco platinum-white	platino-bianco platine-blanc



Soft Close



Sifone smaltato

Glazed siphon/Sifón esmaltado/  
Siphon émaillé



Fissaggio nascosto

Hidden fixing/Fijación oculta/  
Fixation invisible



52



52x38

**Bidet monoforo.**

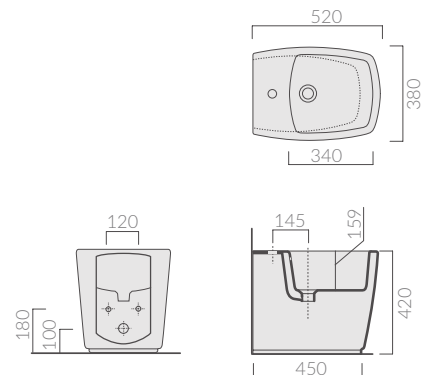
Back to wall bidet, one hole.

Back to wall 1 orificio.

Bidet monotrou.

Art.

8960		
■ 8960NE	nero black	negro noir
■ 8960PT	grigio grey	gris gris
■ 8960PL	platino-bianco platinum-white	platino-bianco platine-blanc



52



52x38

**Vaso con scarico universale S/P.**

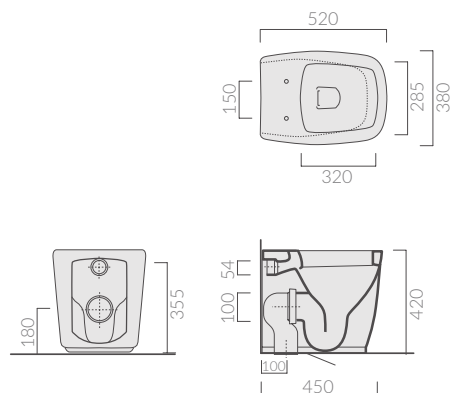
Back to wall wc with floor/wall draining.

Inodoro de tanque alto salida H/V.

Cuvette au sol avec vidage universel S/M.

Art.

8961		
■ 8961NE	nero black	negro noir
■ 8961PT	grigio grey	gris gris
■ 8961PL	platino-bianco platinum-white	platino-bianco platine-blanc



Soft Close



Sifone smaltato

Glazed siphon/Sifón esmaltado/  
Siphon émaillé



## PLUS DESIGN



121x51



121x51



106x51



96x52



91x52



86x52



71x51



61x51



100x48




80x48



60x48



## EDEN



105x45



85x45




75x45



## EDEN



141x46



121x46



91x46



61x46



75x45



60x42



## DREAM



121x46



101x46



81x46



71x46



91x46



71x46







Maniglia realizzata in alluminio cromato  
Chromed aluminium handle/ Mango de aluminio cromado/  
Poignée en aluminium chromé.



Particolare dell'interno attrezzato dei cassetti  
Inside equipped drawer/ Detalle del interior equipado de los cajones/ Détail  
de l'intérieur des tiroirs.

#### MATERIALS:

For the realization of our furniture we use a melamine resin coated panel: light-resistant, easy to clean, hygienic and with high mechanical, chemical and thermal strength, in compliance with DIM EN 14322 CE EN 13986.

The panel is certified under the brand PEFC which guarantees the percentage of wood at 95% from forests managed in a sustainable manner, with class E1 low formaldehyde emission. The internal parts of the furniture are made with the same finish as the exterior.

The closure system uses BLUM concealed runner with BLUM BLUMOTION technology for a slow and silent closing. The anchorage of the furniture is equipped with a particular mechanism of hook safety catch.

#### MATERIALES:

Para la realización de nuestros muebles se utiliza un panel revestido con resina de melamina y resistente a la luz, fácil de limpiar, higiénico con alta resistencia mecánica, química y térmica, según la norma EN 14322 CE EN 13986.

El panel está certificado bajo la marca PEFC que garantiza el porcentaje de madera 95% de bosques gestionados de manera sostenible, con baja emisión de formaldehído clase E1. Las partes internas de los muebles están hechos con el mismo acabado que el exterior.

El sistema de bloqueo utiliza guías retráctiles con tecnología BLUM BLUMOTION para un cierre lento y silencioso. El anclaje de los muebles está equipado con un mecanismo especial de cierre de seguridad.

#### MATERIALI

Per la realizzazione dei nostri mobili viene utilizzato un pannello nobilitato con resina melaminica resistente alla luce, semplice da pulire, igienico e con elevata resistenza meccanica, chimica e termica, conforme alla DIM EN 14 322 CE EN 13986.

Il pannello è certificato con il marchio PEFC che garantisce la percentuale di legno 95% proveniente da foreste gestite in maniera sostenibile, con bassa emissione di formaldeide in classe E1. Le parti interne dei mobili sono realizzate con le stesse finiture dell'esterno. Le parti interne dei mobili sono realizzate con le stesse finiture dell'esterno. Il sistema di chiusura adopera guide a scomparsa BLUM con tecnologia BLUMOTION per una chiusura silenziosa e rallentata. L'ancoraggio dei mobili è dotato di un particolare meccanismo di sicurezza antisgancio.

#### MATÉRIEUX:

Pour la réalisation de nos meubles on utilise un panneau revêtu de résine de mélamine, résistant à la lumière, facile à nettoyer, hygiénique et à haute résistance mécanique, chimique et thermique, conforme à la norme DIM EN 14 322 CE EN 13986. Le panneau est certifié sous la marque PEFC qui garantit le pourcentage de bois 95% provenant de forêts gérées de manière durable, avec une basse émission de formaldéhyde en classe E1. Les parties internes du meuble sont réalisées avec la même finition que l'extérieur.

Le système de fermeture utilise guides BLUM avec la technologie rétractable BLUMOTION, pour une fermeture lente et silencieuse. L'ancrage du meuble est équipé d'un particulier mécanisme de loquet sécurité.



ROVERE RUSTICO / rough oak/roble rustico/chêne rustique



OLMO ROCCIA / rock elm/olmo roca/orme roche



OLMO LAVA / lava elm/olmo lava/orme lave



OLMO SIENA / siena elm/olmo siena/orme siena




OLMO NATURALE / natural elm/olmo natural/orme naturel



LARICE SIBERIANO / Siberian larch/alerce siberiano/mélèz sibérien



PROMENADE 1



PROMENADE 2

120

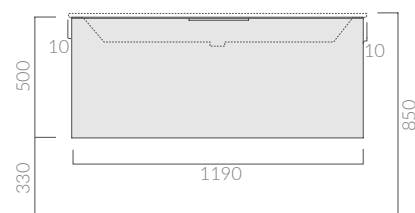
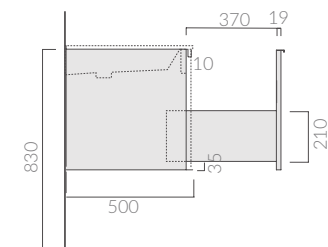


120x50

**Mobile sospeso con cestone estraibile.**  
Wall-hung box cabinet with removable drawer.  
Mueble suspendido con cajón extraíble.  
Meuble suspendu avec tiroir coulissant.

Art.

5474



120

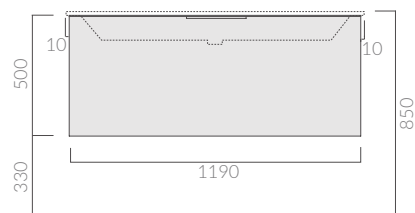
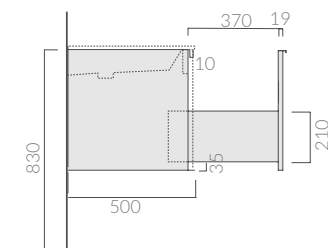


120x50

**Mobile sospeso con cestone estraibile.**  
Wall-hung box cabinet with removable drawer.  
Mueble suspendido con cajón extraíble.  
Meuble suspendu avec tiroir coulissant.

Art.

5474



Per completare l'ordine, aggiungere il codice della finitura a pag 345  
To complete the order, it is necessary to add the code of the finish to page 345  
Para completar el pedido, añadir el código del acabado de pag.345  
Pour compléter votre commande, il faut ajouter le code de la finition de la page 345



105

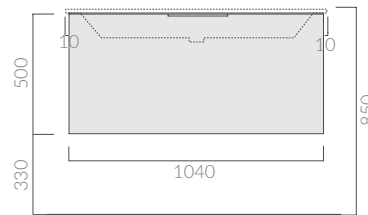
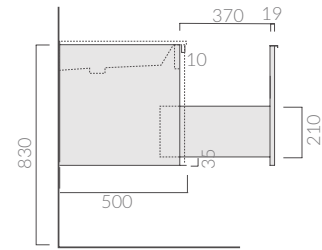


105x50

**Mobile sospeso con cestone estraibile.**  
Wall-hung box cabinet with removable drawer.  
Mueble suspendido con cajón extraíble.  
Meuble suspendu avec tiroir coulissant.

Art.

5473



90

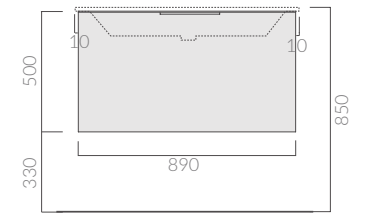
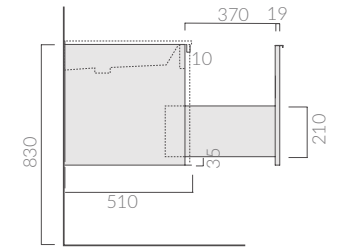


90x50

**Mobile sospeso con cestone estraibile.**  
Wall-hung box cabinet with removable drawer.  
Mueble suspendido con cajón extraíble.  
Meuble suspendu avec tiroir coulissant.

Art.

5476



95

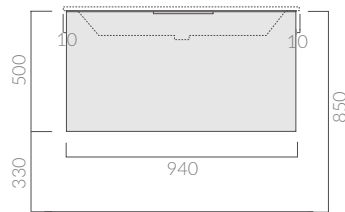
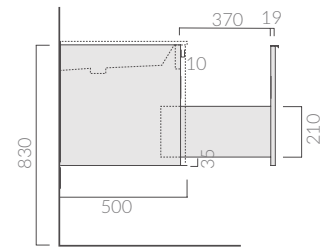


95x50

**Mobile sospeso con cestone estraibile.**  
Wall-hung box cabinet with removable drawer.  
Mueble suspendido con cajón extraíble.  
Meuble suspendu avec tiroir coulissant.

Art.

5472



85

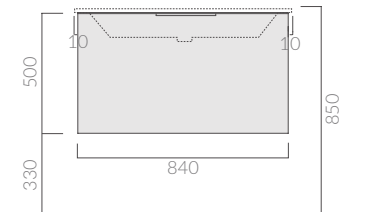
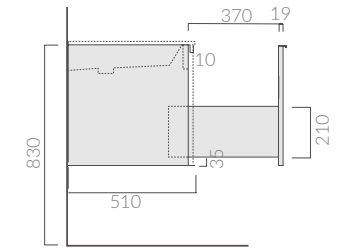


85x50

**Mobile sospeso con cestone estraibile.**  
Wall-hung box cabinet with removable drawer.  
Mueble suspendido con cajón extraíble.  
Meuble suspendu avec tiroir coulissant.

Art.

5471



Per completare l'ordine, aggiungere il codice della finitura a pag 345  
To complete the order, it is necessary to add the code of the finish to page 345  
Para completar el pedido, añadir el código del acabado de pag.345  
Pour compléter votre commande, il faut ajouter le code de la finition de la page 345

Per completare l'ordine, aggiungere il codice della finitura a pag 345  
To complete the order, it is necessary to add the code of the finish to page 345  
Para completar el pedido, añadir el código del acabado de pag.345  
Pour compléter votre commande, il faut ajouter le code de la finition de la page 345

70

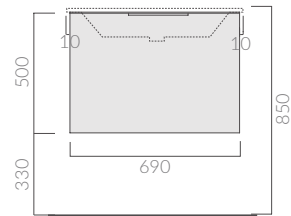
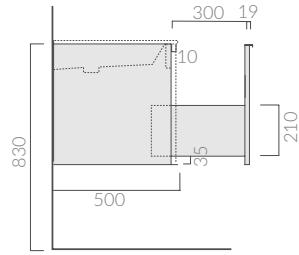


70x50

**Mobile sospeso con cestone estraibile.**  
Wall-hung box cabinet with removable drawer.  
Mueble suspendido con cajón extraíble.  
Meuble suspendu avec tiroir coulissant.

Art.

5470



60

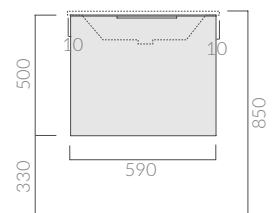
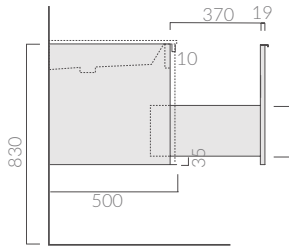


60x50

**Mobile sospeso con cestone estraibile.**  
Wall-hung box cabinet with removable drawer.  
Mueble suspendido con cajón extraíble.  
Meuble suspendu avec tiroir coulissant.

Art.

5475



Per completare l'ordine, aggiungere il codice della finitura a pag 345  
To complete the order, it is necessary to add the code of the finish to page 345  
Para completar el pedido, añadir el código del acabado de pag.345  
Pour compléter votre commande, il faut ajouter le code de la finition de la page 345



100

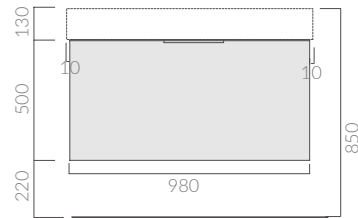
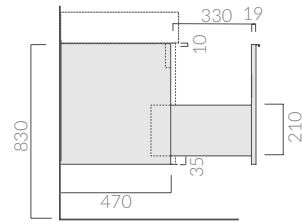


100x47

**Mobile sospeso con cestone estraibile.**  
Wall-hung box cabinet with removable drawer.  
Mueble suspendido con cajón extraíble.  
Meuble suspendu avec tiroir coulissant.

Art.

6130



80/60



**Mobile sospeso con cestone estraibile.**  
Wall-hung box cabinet with removable drawer.  
Mueble suspendido con cajón extraíble.  
Meuble suspendu avec tiroir coulissant.

80x47

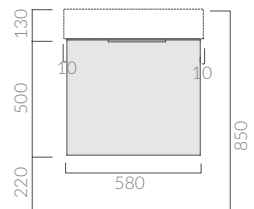
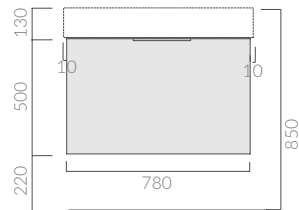
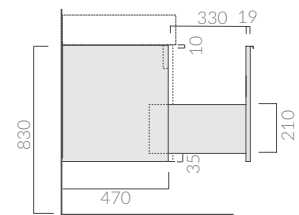
Art.

6131

60x47

Art.

6132



Per completare l'ordine, aggiungere il codice della finitura a pag 345  
To complete the order, it is necessary to add the code of the finish to page 345  
Para completar el pedido, añadir el código del acabado de pag.345  
Pour compléter votre commande, il faut ajouter le code de la finition de la page 345





140



140x45

**Mobile sospeso con 2 cestoni estraibili.**

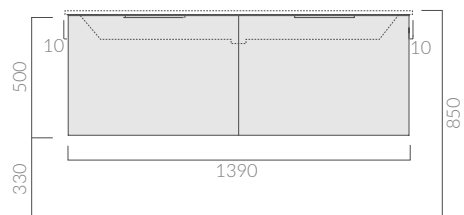
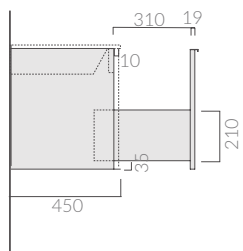
Wall-hung box cabinet 2 with removable drawers.

Mueble suspendido con 2 cajones extraibles.

Meuble suspendu avec 2 tiroirs coulissants.

Art.

7246



120



120x45

**Mobile sospeso con cestone estraibile.**

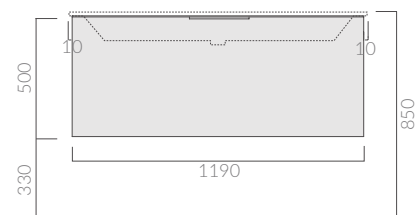
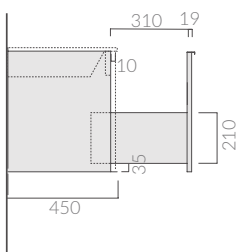
Wall-hung box cabinet with removable drawer.

Mueble suspendido con cajón extraíble.

Meuble suspendu avec tiroir coulissant.

Art.

7245



Per completare l'ordine, aggiungere il codice della finitura a pag 345

To complete the order, it is necessary to add the code of the finish to page 345

Para completar el pedido, añadir el código del acabado de pag.345

Pour compléter votre commande, il faut ajouter le code de la finition de la page 345

120

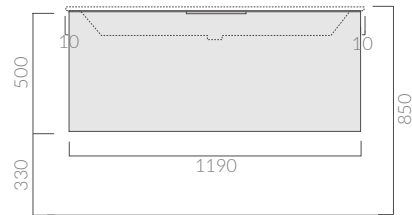
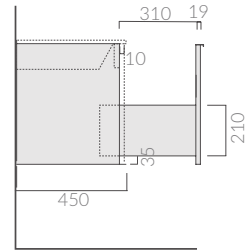


120x45

**Mobile sospeso con cestone estraibile.**  
Wall-hung box cabinet with removable drawer.  
Mueble suspendido con cajón extraíble.  
Meuble suspendu avec tiroir coulissant.

Art.

7245



90

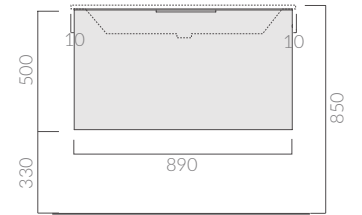
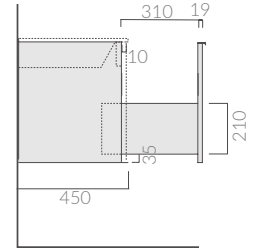


90x45

**Mobile sospeso con cestone estraibile.**  
Wall-hung box cabinet with removable drawer.  
Mueble suspendido con cajón extraíble.  
Meuble suspendu avec tiroir coulissant.

Art.

7243



100

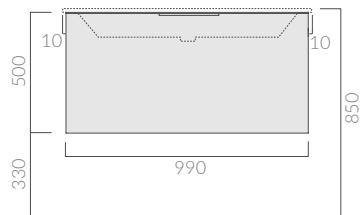
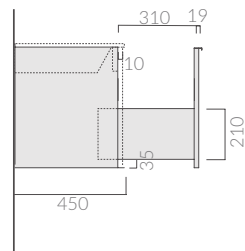


100x45

**Mobile sospeso con cestone estraibile.**  
Wall-hung box cabinet with removable drawer.  
Mueble suspendido con cajón extraíble.  
Meuble suspendu avec tiroir coulissant.

Art.

7244



80

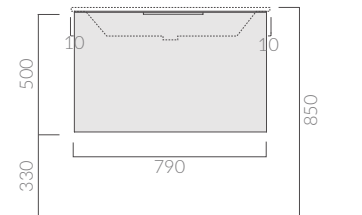
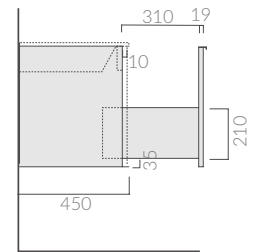


80x45

**Mobile sospeso con cestone estraibile.**  
Wall-hung box cabinet with removable drawer.  
Mueble suspendido con cajón extraíble.  
Meuble suspendu avec tiroir coulissant.

Art.

7242



Per completare l'ordine, aggiungere il codice della finitura a pag 345  
To complete the order, it is necessary to add the code of the finish to page 345  
Para completar el pedido, añadir el código del acabado de pag.345  
Pour compléter votre commande, il faut ajouter le code de la finition de la page 345

Per completare l'ordine, aggiungere il codice della finitura a pag 345  
To complete the order, it is necessary to add the code of the finish to page 345  
Para completar el pedido, añadir el código del acabado de pag.345  
Pour compléter votre commande, il faut ajouter le code de la finition de la page 345

70



70x45

**Mobile sospeso con 2 cestoni estraibili.**  
**Kit di fissaggio incluso.**

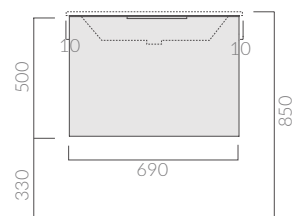
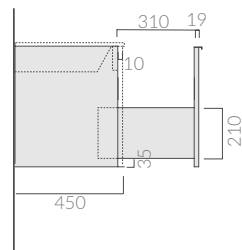
Wall-hung box cabinet with removable drawer.

Mueble suspendido con cajón extraíble.

Meuble suspendu avec tiroir coulissant.

Art.

7241



60



60x45

**Mobile sospeso con cestone estraibile.**

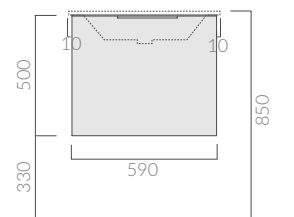
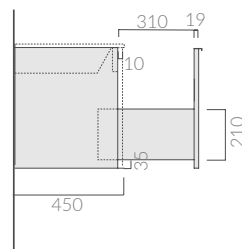
Wall-hung box cabinet with removable drawer.

Mueble suspendido con cajón extraíble.

Meuble suspendu avec tiroir coulissant.

Art.

7240



Per completare l'ordine, aggiungere il codice della finitura a pag 345

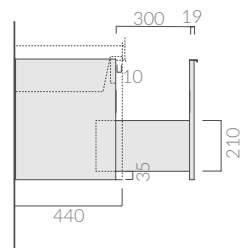
To complete the order, it is necessary to add the code of the finish to page 345

Para completar el pedido, añadir el código del acabado de pag.345

Pour compléter votre commande, il faut ajouter le code de la finition de la page 345



75

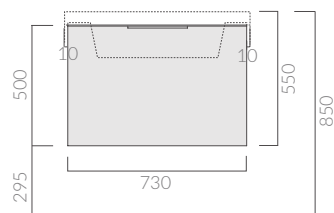


75x45

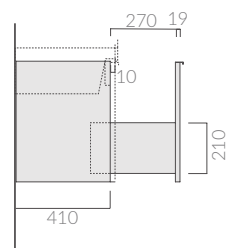
**Mobile sospeso con cestone estraibile.**  
Wall-hung box cabinet with removable drawer.  
Mueble suspendido con cajón extraíble.  
Meuble suspendu avec tiroir coulissant.

Art.

5282



60

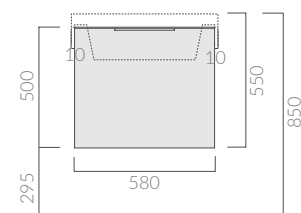


60x40

**Mobile sospeso con cestone estraibile.**  
Wall-hung box cabinet with removable drawer.  
Mueble suspendido con cajón extraíble.  
Meuble suspendu avec tiroir coulissant.

Art.

5281



Per completare l'ordine, aggiungere il codice della finitura a pag 345  
To complete the order, it is necessary to add the code of the finish to page 345  
Para completar el pedido, añadir el código del acabado de pag.345  
Pour compléter votre commande, il faut ajouter le code de la finition de la page 345





105

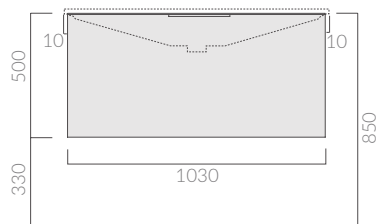
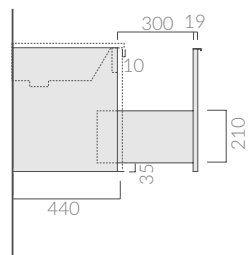


105x45

**Mobile sospeso con cestone estraibile.**  
Wall-hung box cabinet with removable drawer.  
Mueble suspendido con cajón extraíble.  
Meuble suspendu avec tiroir coulissant.

Art.

7160



85/75



**Mobile sospeso con cestone estraibile.**  
Wall-hung box cabinet with removable drawer.  
Mueble suspendido con cajón extraíble.  
Meuble suspendu avec tiroir coulissant.

85x45

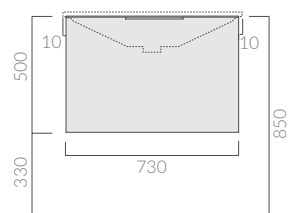
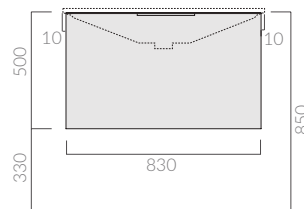
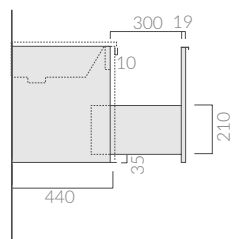
Art.

7161

75x45

Art.

7162



Per completare l'ordine, aggiungere il codice della finitura a pag 345  
To complete the order, it is necessary to add the code of the finish to page 345  
Para completar el pedido, añadir el código del acabado de pag.345  
Pour compléter votre commande, il faut ajouter le code de la finition de la page 345





90

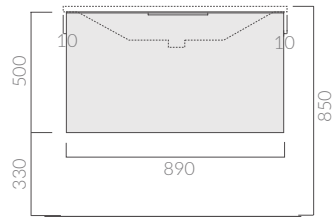
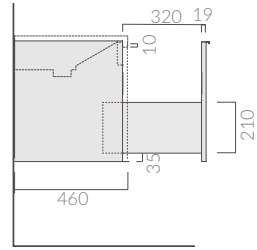


90x45

**Mobile sospeso con cestone estraibile.**  
Wall-hung box cabinet with removable drawer.  
Mueble suspendido con cajón extraíble.  
Meuble suspendu avec tiroir coulissant.

Art.

7320



70

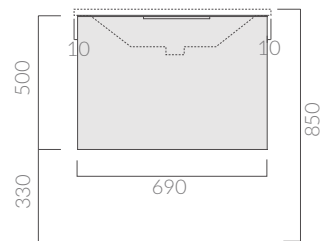
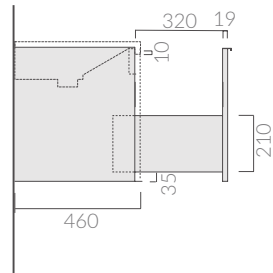


70x45

**Mobile sospeso con cestone estraibile.**  
Wall-hung box cabinet with removable drawer.  
Mueble suspendido con cajón extraíble.  
Meuble suspendu avec tiroir coulissant.

Art.

7321



Per completare l'ordine, aggiungere il codice della finitura a pag 345  
To complete the order, it is necessary to add the code of the finish to page 345  
Para completar el pedido, añadir el código del acabado de pag.345  
Pour compléter votre commande, il faut ajouter le code de la finition de la page 345





**Portasciugamani in legno massello di iroko.**  
Iroko wooden towel-rack.  
Toallero en madera maciza de iroko.  
Porte-serviettes en iroko.

Art.

7136



**Portarotolo in legno massello di iroko.**  
Iroko wooden roll-holder.  
Portarollos en madera maciza de iroko.  
Porte-rouleau en iroko.

Art.

7135



**Portasciugamani in legno massello di iroko.**  
Iroko wooden towel-rack.  
Toallero en madera maciza de iroko.  
Porte-serviettes en iroko.

Art.

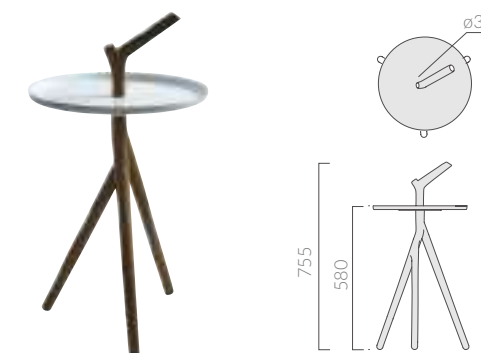
7137



**Piantana in legno massello di iroko.**  
Iroko wooden floor standing towel-rack.  
Estructura toallero en madera maciza de iroko.  
Structure porte-serviettes en iroko.

Art.

7139

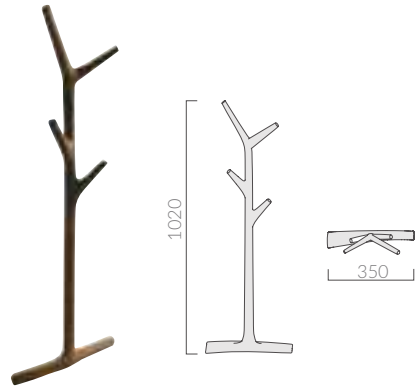


**Tavolino in legno massello di iroko con ripiano in metallo verniciato bianco opaco.**

Iroko wooden table with white matt varnished counter-top.  
Banqueta estructura en madera maciza de iroko. Asiento en metal barnizado blanco opaco.  
Table basse en iroko, plataeu en métal verni blanc mat.

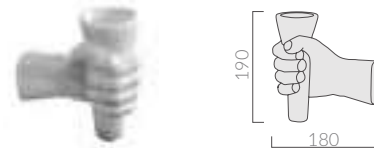
Art.

7138



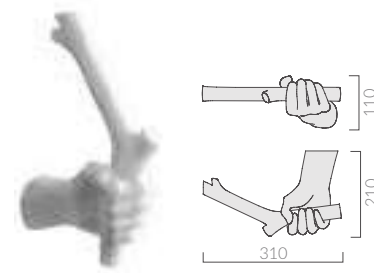
**Attaccapanni-portasciugamani in legno massello di iroko H102 cm.**  
Iroko wooden hook-towel rack.  
Perchero-toallero en madera maciza de iroko  
Patère-porte serviettes en iroko.

Art.  
7141



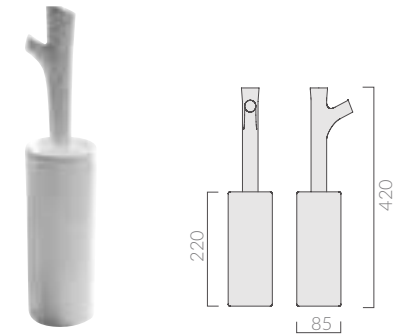
**Portaspazzolino in ceramica.**  
Ceramic tooth brush-holder.  
Portacepillos de dientes en cerámica.  
Brosse à dents en céramique.

Art.  
5448



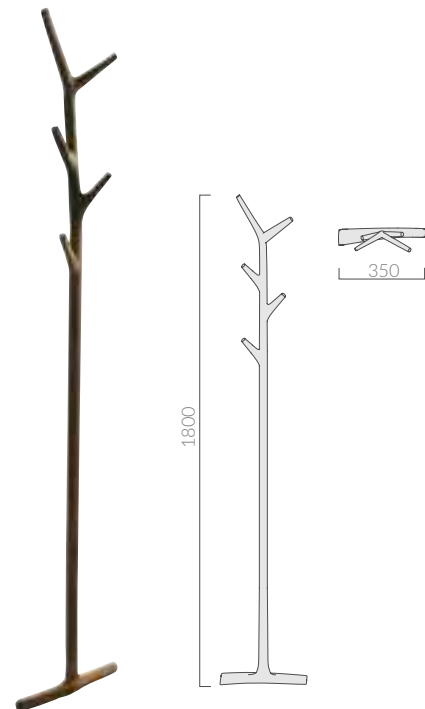
**Portarotolo in ceramica.**  
Ceramic toilet roll-holder.  
Portarollos en cerámica.  
Porte-rouleau en céramique.

Art.  
5423



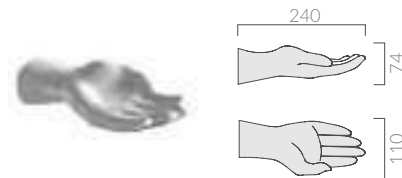
**Scopino in ceramica.**  
Ceramic toilet brush-holder.  
Escobilla en cerámica.  
Balayette en céramique.

Art.  
5427



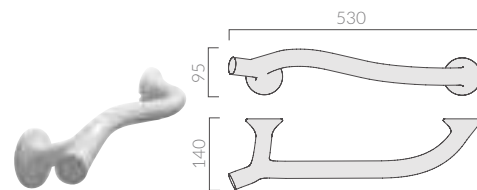
**Attaccapanni-portasciugamani in legno massello di iroko H 180 cm.**  
Iroko wooden hook-towel rack.  
Perchero-toallero en madera maciza de iroko  
Patère-porte serviettes en iroko.

Art.  
7142



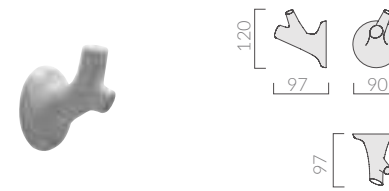
**Portasapone in ceramica.**  
Ceramic soap dish.  
Jabonera en cerámica.  
Porte savon en céramique.

Art.  
5424



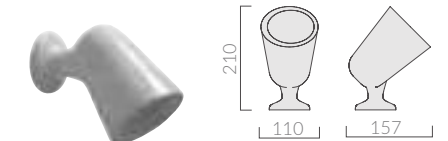
**Portascigamani in ceramica.**  
Ceramic towel rack.  
Toallero en cerámica.  
Porte serviettes en céramique.

Art.  
5425



**Appendiabito in ceramica.**  
Ceramic hook.  
Percha en cerámica.  
Patère en céramique.

Art.  
5426




**Lampada in ceramica.**  
Ceramic lamp.  
Aplique en cerámica.  
Lampe en céramique.

Art.  
5428



**Lampada in ceramica installazione a soffitto**  
Ceramic lamp ceiling installation.  
Aplique en cerámica Instalación a techo.  
Lampe en céramique installation au plafond.

Art.  
7140

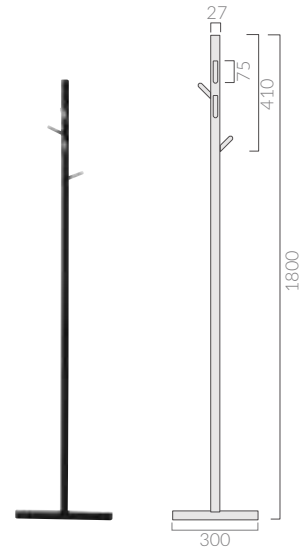


**Portasciugamani in legno di rovere.**

Towel rack in solid oak wood.  
Estructura-toallero en madera maciza de roble.  
Porte serviettes en bois chêne.

Art.

7236

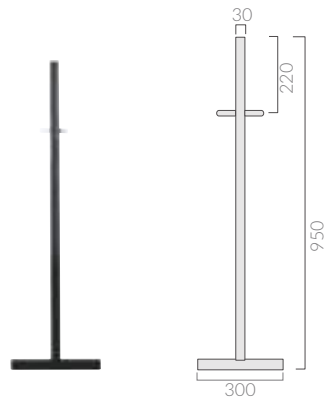


**Portasciugamani-attaccapanni in legno di rovere.**

Hook-towel rack in solid oak wood.  
Perchero-toallero en madera maciza de roble.  
Patère porte serviettes en bois chêne.

Art.

7237



**Portasciugamani-attaccapanni in legno di rovere.**

Hook-towel rack in solid oak wood.  
Perchero-toallero en madera maciza de roble.  
Patère porte serviettes en bois chêne.

Art.

7238



**Specchiera 120x70 cm.**

Mirror 120x70 cm.  
Espejo 120x70 cm.  
Miroir 120x70 cm.

Art.

**7247**



**Specchiera 90x70 cm.**

Mirror 90x70 cm.  
Espejo 90x70 cm.  
Miroir 90x70 cm.

Art.

**7248**



**Specchiera 80x70 cm.**

Mirror 80x70 cm.  
Espejo 80x70 cm.  
Miroir 80x70 cm.

Art.

**7249**

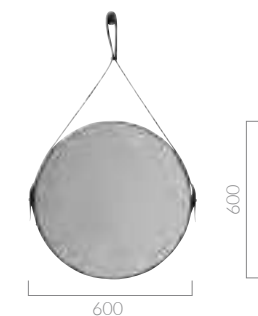


**Specchiera 60x70 cm.**

Mirror 60x70 cm.  
Espejo 60x70 cm.  
Miroir 60x70 cm.

Art.

**7250**



**Specchio tondo ø60 cm con cornice di ottone verniciato e cinghie di cuoio .**


Round mirror ø60 cm with frame in lacquered brass and leather straps.

Espejo redondo ø60 cm con marco de latón lacado y tiras de cuero.

Miroir rond ø60 cm avec cadre en laiton laqué et sangles en cuir.

Art.

6125BI	bianco white	blanco blanc
6125NE	nero black	negro noir



**Specchio tondo ø100 cm**

Round mirror ø100 cm  
Espejo redondo ø100 cm.  
Miroir rond ø100 cm.

Art.

**7132**






**Specchio.**  
Mirror.  
Espejo.  
Miroir.

Art.	6056	90x100 cm
------	------	-----------



**Specchio.**  
Mirror.  
Espejo.  
Miroir.

Art.	6055	60x100 cm
------	------	-----------



**Specchio.**  
Mirror.  
Espejo.  
Miroir.

Art.	6053	30x100 cm
	5438	50x100 cm




**Specchio 50x65 cm.**  
Mirror 50x65 cm.  
Espejo 50x65 cm.  
Miroir 50x65 cm.

Art.	7133
------	------



**Specchio.**  
Mirror.  
Espejo.  
Miroir.

Art.	5437	80x40 cm
	6054	40x100 cm



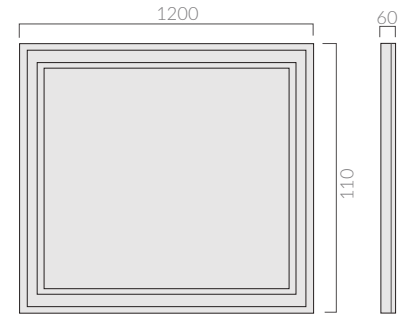
**Specchio 57x103 cm.**  
Mirror 57x103 cm.  
Espejo 57x103 cm.  
Miroir 57x103 cm.

Art.	7134
------	------



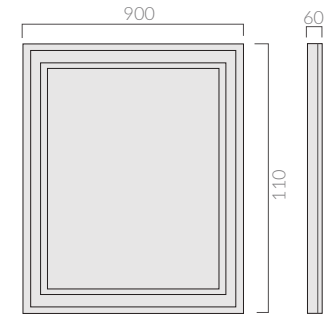
**Specchio 120x110 cm con cornice resina laccata.**  
Mirror 120x110 cm with lacquered frame.  
Espejo 120x110 cm con marco lacado.  
Miroir 120x110 cm avec bord laqué.

Art.	5562NE	nero black	nero black
	5562B	bianco white	blanco blanc
	5562PL	foglia argento silver leaf	hoja de plata jeulle argent



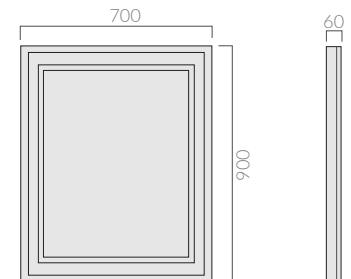
**Specchio 90x110 cm con cornice resina laccata.**  
Mirror 90x110 cm with lacquered frame.  
Espejo 90x110 cm con marco lacado.  
Miroir 90x110 cm avec bord laqué.

Art.	5561NE	nero black	nero black
	5561B	bianco white	blanco blanc
	5561PL	foglia argento silver leaf	hoja de plata jeulle argent

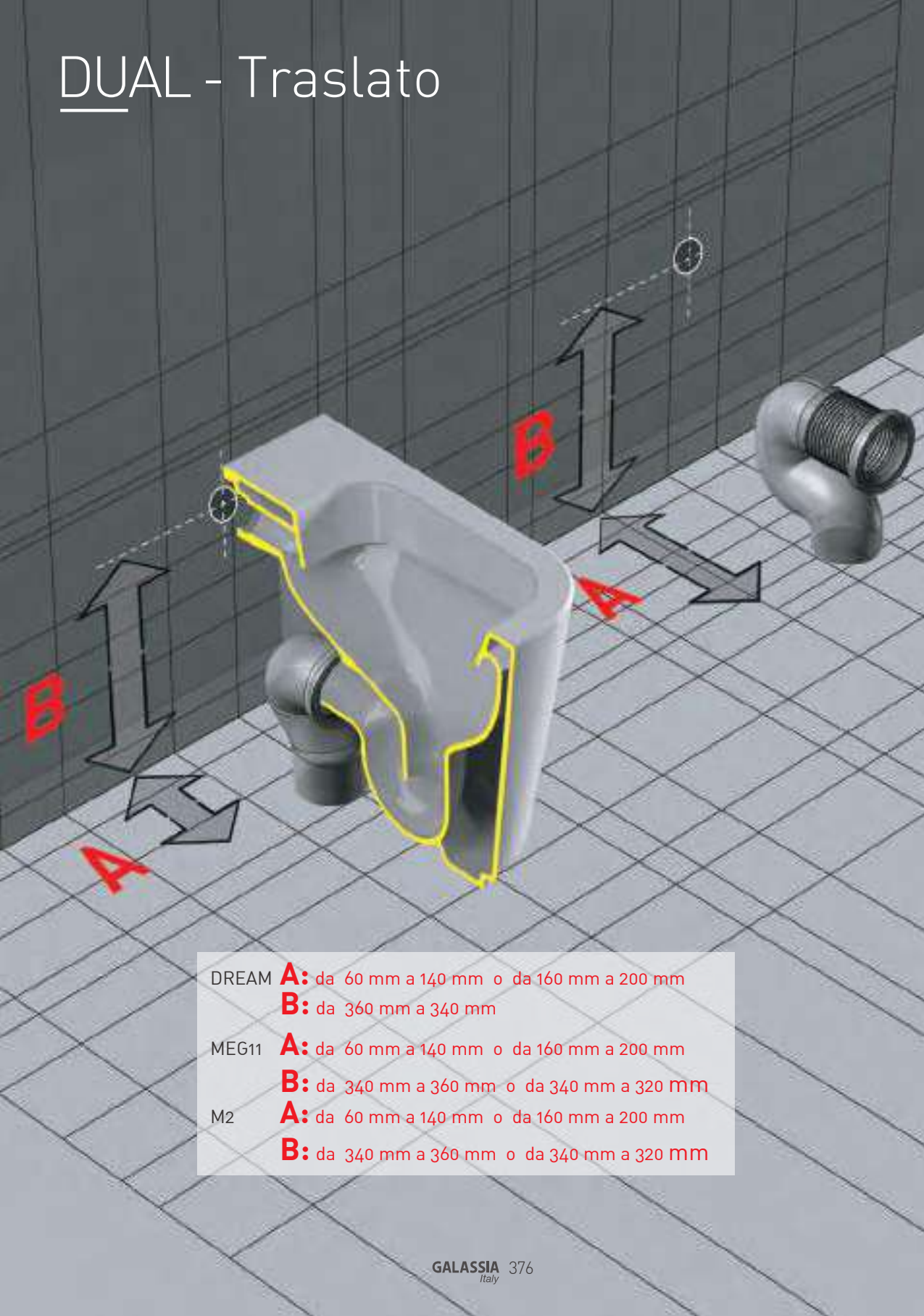


**Specchio 70x90 cm con cornice resina laccata.**  
Mirror 70x90 cm with lacquered frame.  
Espejo 70x90 cm con marco lacado.  
Miroir 70x90 cm avec bord laqué.

Art.	5560NE	nero black	nero black
	5560B	bianco white	blanco blanc
	5560PL	foglia argento silver leaf	hoja de plata jeulle argent



# DUAL - Traslato



DREAM **A:** da 60 mm a 140 mm o da 160 mm a 200 mm  
**B:** da 360 mm a 340 mm

MEG11 **A:** da 60 mm a 140 mm o da 160 mm a 200 mm  
**B:** da 340 mm a 360 mm o da 340 mm a 320 mm

M2 **A:** da 60 mm a 140 mm o da 160 mm a 200 mm  
**B:** da 340 mm a 360 mm o da 340 mm a 320 mm

WC - BIDET  
DREAM



56x36 - art. 7311



56x36 - art. 7309

WC - BIDET  
MEG11



55x35 - art. 5410



55x35 - art. 5419

WC - BIDET  
M2



55x35 - art. 5217



55x35 - art. 5229

# DUAL - TRASLATO

56



56x36

**DREAM WC TRASLATO**

Back to wall wc with floor drain ADJUSTABLE FLUSH. Inodoro con DESCARGA A SUELO AJUSTABLE. Cuvette avec VIDAGE AU SOL AJUSTABLE.

Art.

7309

**Cannotto traslato per modifica altezza ingresso acqua**

Adjustable pipe for water inlet. Sifón ajustable para entrada de agua. Tube pour modifier la hauteur d'entree d'eau.

Art.

18031 da 36 a 34 cm

**\* Curva tecnica scarico pavimento regolabile da 6 cm a 14 cm - ø10cm**

Elbow pipe for floor drain 6 cm to 14 cm. Sifón de evacuación para salida vertical ajustable. Coude en S pour vidage au sol réglable.

Art.

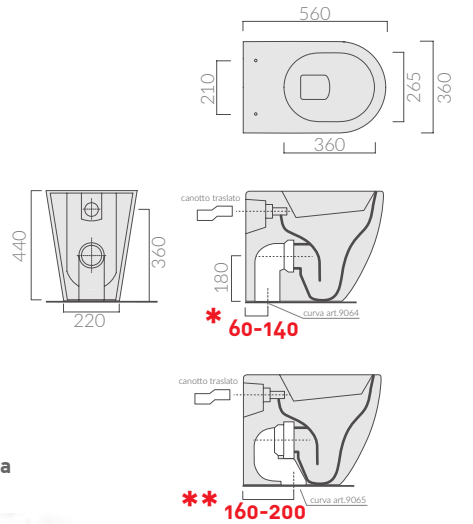
9064

**\*\* Curva tecnica scarico pavimento regolabile da 16 cm a 20 cm - ø10cm**

Elbow pipe for floor drain 16 cm to 20 cm. Sifón de evacuación para salida vertical ajustable. Coude en S pour vidage au sol réglable.

Art.

9065



56



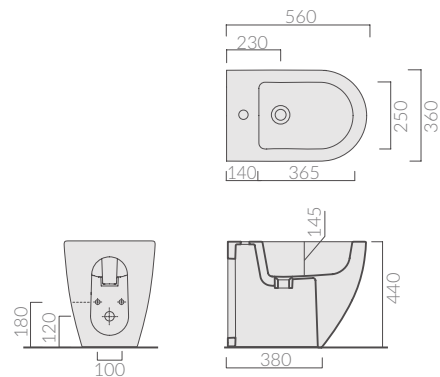
56x36

**DREAM BIDET**

Back to wall bidet, one hole. Bidet 1 orificio. Bidet au sol monotrou.

Art.

7311 bianco/white blanco/blanc



Soft Close



Sgancio rapido

Quick-release system/Sistema de rápida extracción/Système dégagement rapide



Sifone smaltato

Glazed siphon/Sifón esmaltado/Siphon émaillé

55



55x35

**M2 WC TRASLATO**

Back to wall wc with floor drain ADJUSTABLE FLUSH.  
Inodoro con DESCARGA A SUELO AJUSTABLE.  
Cuvette avec VIDAGE AU SOL AJUSTABLE.

Art.

5229

**Cannotto traslato per modifica altezza ingresso acqua**

Adjustable pipe for water inlet.  
Sifón ajustable para entrada de agua.  
Tube pour modifier la hauteur d'entree d'eau.

Art.

18031 da 36 a 34 cm

**\* Curva tecnica scarico pavimento regolabile da 6 cm a 14 cm - ø10cm**

Elbow pipe for floor drain 6 cm to 14 cm.  
Sifón de evacuación para salida vertical ajustable.  
Coude en S pour vidage au sol réglable.

Art.

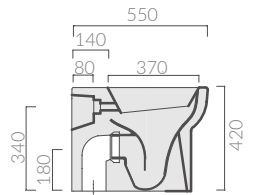
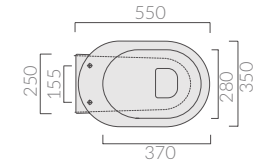
9064

**\*\* Curva tecnica scarico pavimento regolabile da 16 cm a 20 cm - ø10cm**

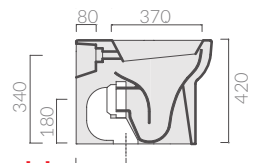
Elbow pipe for floor drain 16 cm to 20 cm.  
Sifón de evacuación para salida vertical ajustable.  
Coude en S pour vidage au sol réglable.

Art.

9065



\* 60-140



\*\* 160-200



55



55x35

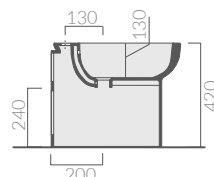
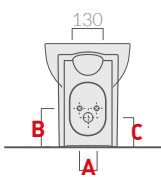
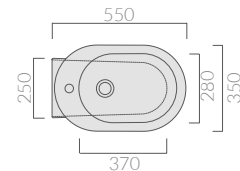
**M2 BIDET**

Back to wall bidet, one hole.  
Bidet 1 orificio.  
Bidet monotrou.

Art.

5217

<b>A</b>	da 70 a 100
<b>B</b>	da 160 a 200
<b>C</b>	da 100 a 140



Soft Close



Sifone smaltato  
Glazed siphon/Sifón esmaltado/  
Siphon émaillé





55



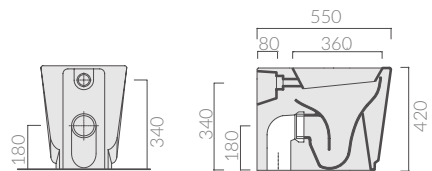
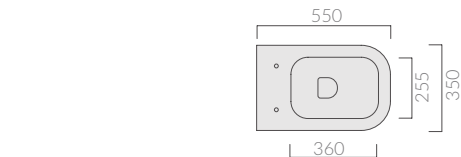
55x35

**MEG11 WC TRASLATO**

Back to wall wc with floor drain ADJUSTABLE FLUSH.  
Inodoro con DESCARGA A SUELO AJUSTABLE.  
Cuvette avec VIDAGE AU SOL AJUSTABLE.

Art.

5419



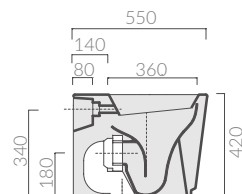
\* 60-140

**Canotto traslato per modifica altezza ingresso acqua**

Adjustable pipe for water inlet.  
Sifón ajustable para entrada de agua.  
Tube pour modifier la hauteur d'entree d'eau.

Art.

18031 da 36 a 34 cm



\*\* 160-200

**\* Curva tecnica scarico pavimento regolabile da 6 cm a 14 cm - ø10cm**

Elbow pipe for floor drain 6 cm to 14 cm.  
Sifón de evacuación para salida vertical ajustable.  
Coude en S pour vidage au sol réglable.

Art.

9064



**\*\* Curva tecnica scarico pavimento regolabile da 16 cm a 20 cm - ø10cm**

Elbow pipe for floor drain 16 cm to 20 cm.  
Sifón de evacuación para salida vertical ajustable.  
Coude en S pour vidage au sol réglable.

Art.

9065



55



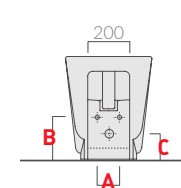
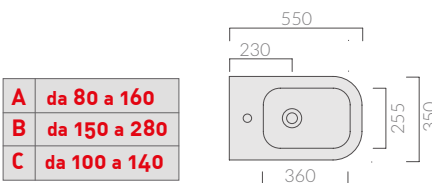
55x35

**MEG11 BIDET**

Back to wall bidet, one hole.  
Bidet 1 orificio.  
Bidet monotrou.

Art.

5410



A	da 80 a 160
B	da 150 a 280
C	da 100 a 140



Soft Close



Sifone smaltato  
Glazed siphon/Sifón esmaltado/  
Siphon émaillé



# RIM AWAY



WC - BIDET  
DREAM



56x36 - art. 7317

WC - BIDET  
MEG11



55x35 - art. 5481V2

WC - BIDET  
EDEN



53x36 - art. 7212

## IGIENE:

Pulizia totale dell'interno del wc, evitando l'accumulo di calcare, sporcizia e i cattivi odori che ne possono derivare.

**HYGIENE:** Total cleaning of the inside of the toilet, avoiding the accumulation of limestone, dirt and bad smells which may arise.

**HIGIENE:** Limpieza total del interior del inodoro, evitando la acumulación de cal, la suciedad y malos olores que pueden derivar.

**HYGIENE:** Nettoyage minutieux de l'intérieur de la cuvette, en évitant l'accumulation du calcaire, de la saleté, et des odeurs qui peuvent surgir.

## UTILIZZO:

Adatto ad ambienti privati e pubblici.

**USE:** Suitable for private and public environments.

**USO:** Adecuado para ambientes públicos y privados.

**USAGE:** Convenant aux milieux privés et publics.

## RISPARMIO:

Utilizza solo 3 litri d'acqua per il risciacquo.

**SAVING:** It uses only 3 litres of water for rinsing.


**AHORRO:** El inodoro utiliza solo 3 litros de agua para el enjuague.

**ÉCONOMIE:** La toilette utilise seulement 3 litres d'eau pour le rinçage.



VASO TRADIZIONALE  
wc traditional

SISTEMA **rimAWAY**  
RimAWAY system



- 1 L'acqua fuoriesce da una fessura che si trova nella parete interna-posteriore del vaso.
- 2 La forma del bacino permette all'acqua di eliminare rapidamente ed accuratamente quanto presente.
- 3 L'assenza della brida permette una pulizia più accurata e facile.

1. The water comes out from a slot placed in the inside back of the wc.
2. The shape of the basin allows the water to remove quickly and carefully everything is present.
3. The absence of the rim allows a deeper and easier cleaning.

1. El agua sale de una abertura que se encuentra en la parte interior, detrás de el inodoro.
2. La forma del seno permite agua elimine rápidamente y con precisión cuanto está presente.
3. La falta del canal sin lavado permite una limpieza más profunda y fácil.

1. L'eau sort d'une fente qui est située dans la partie arrière-intérieure de la cuvette.
2. La forme du bassin permet à l'eau d'éliminer rapidement et avec précision ce qui est présent.
3. L'absence de la bride permet une nettoyage plus précis et simple.

## 56



56x36

**Bidet sospeso monoforo.**

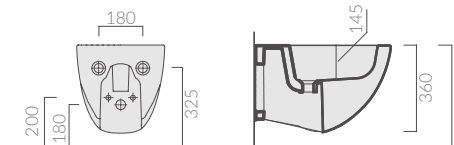
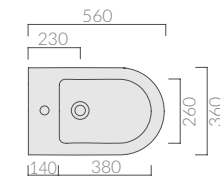
Wall-hung bidet, one hole.

Bidet suspendido 1 orificio.

Bidet suspendu monotrou.

Art.

7313	bianco/white blanco/blanc
7313MT	bianco mat / white matt blanco mate / blanc mat



## 56



**NEW**

**Vaso sospeso SENZA BRIDA.**

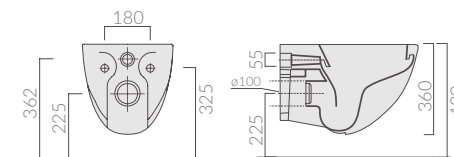
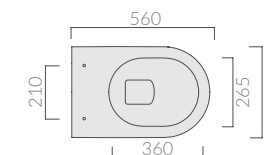
Wall-hung wc, NO RIM.

Inodoro suspendido, SIN CANAL DE LAVADO.

Cuvette suspendue, SANS BRIDE.

Art.

7317	bianco/white blanco/blanc
7317MT	bianco mat / white matt blanco mate / blanc mat



**Soft Close**



**Sgancio rapido**

Quick-release system/Sistema de rápida extracción/Système dégageant rapide



**Sifone smaltato**

Glazed siphon/Sifón esmaltado/Siphon émaillé



**Fissaggio nascosto**

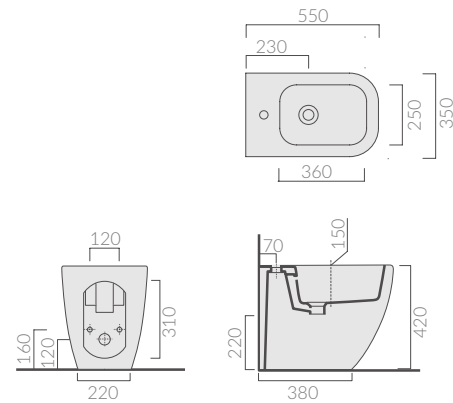
Hidden fixing/Fijación oculta/Fixation invisible



**NEW** 55x35  
**Bidet monoforo.**  
Back to wall bidet, one hole.  
Bidet 1 orificio.  
Bidet monotrou.

Art.

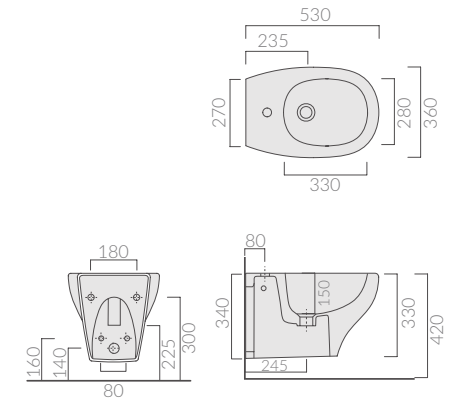
5480V2	bianco/white blanco/blanc
5480V2MT	bianco mat/white matt blanco mate/blanc mat
5480V2NE	nero/black negro/noir
5480V2NEMT	nero mat/black matt negro mate/noir mat
5480V2SA	sabbia/sand arena/sable



**53**  
**Bidet sospeso monoforo.**  
Wall-hung bidet, one hole.  
Bidet suspendido 1 orificio.  
Bidet suspendu monotrou.

Art.

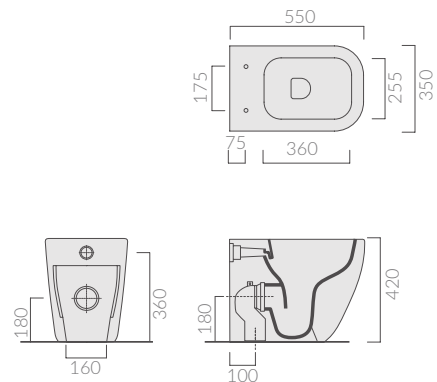
7216



**NEW** 55x35  
**Vaso con scarico universale S/P SENZA BRIDA.**  
Back to wall wc with floor/wall draining NO RIM.  
Inodoro de tanque alto salida H/V  
SIN CANAL DE LAVADO.  
Cuvette au sol avec vidage universel S/M  
SANS BRIDE.

Art.

5481V2	bianco/bianco white/white
5481V2MT	bianco mat/white matt blanco mate/blanc mat
5481V2NE	nero/black negro/noir
5481V2NEMT	nero mat/black matt negro mate/noir mat
5481V2SA	sabbia/sand arena/sable



Soft Close



**Sgancio rapido**

Quick-release system/Sistema de rápida extracción/Système dégageant rapide



**Sifone smaltato**

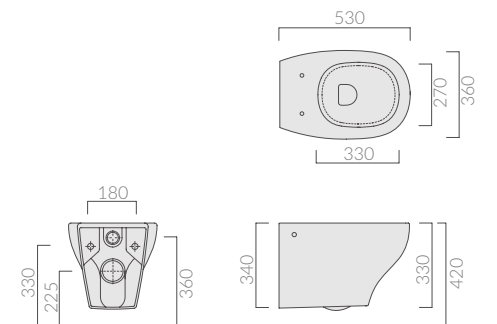
Glazed siphon/Sifón esmaltado/  
Siphon émaillé



**NEW** 53  
**Vaso sospeso SENZA BRIDA.**  
Wall-hung wc, NO RIM.  
Inodoro suspendido, SIN CANAL DE LAVADO.  
Cuvette suspendue, SANS BRIDE.

Art.

7212



Soft Close

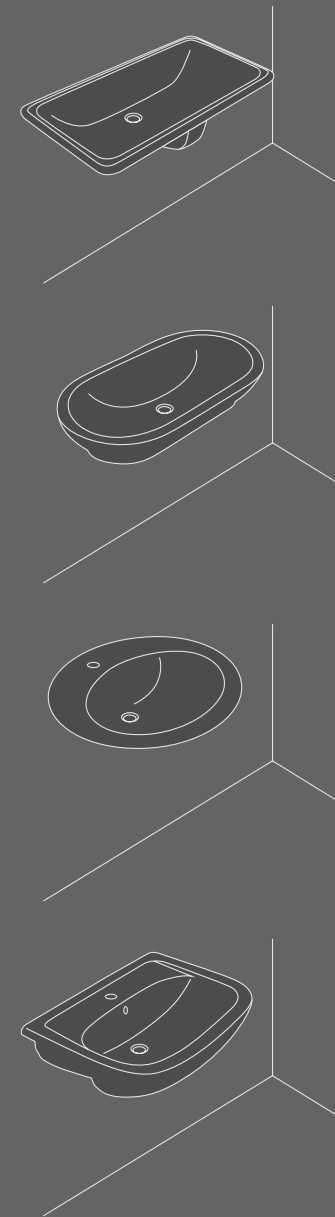


**Sifone smaltato**

Glazed siphon/Sifón esmaltado/  
Siphon émaillé



GALASSIA 390  
Italy



GALASSIA 391  
Italy

70



70x37

**Lavabo semincasso/appoggio/ incasso sottopiano.**

Semi recessed/countertop/ under counter vanity basin.  
Lavabo de semiencastrado/de apoyo/encastre total.  
Lavabo semi-encastéré/à poser/à encastrer sous plan.

Art.

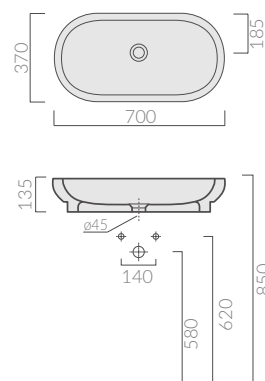
2034

**Kit fissaggio per lavabo ad incasso sottopiano.**

Fixing kit for under counter washbasin.  
Fijaciones para lavabo de encastre total.  
Jeu de fixation pour lavabo à encastrer sous plan.

Art.

9066



57



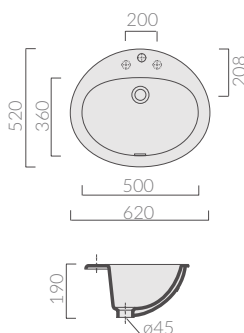
57x48

**Lavabo Eloise Mini incasso sopra piano.**

Eloise Mini recessed vanity basin.  
Lavabo Eloise Mini de encastrar sobre plano.  
Lavabo Eloise Mini à encastrer sur plan.

Art.

6000



62



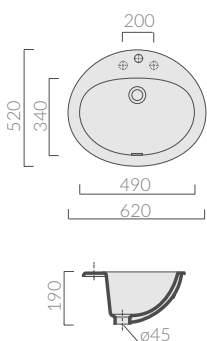
62x52

**Lavabo Eloise incasso sopra piano.**

Eloise recessed vanity basin.  
Lavabo Eloise de encastrar sobre plano.  
Lavabo Eloise à encastrer sur plan.

Art.

6001





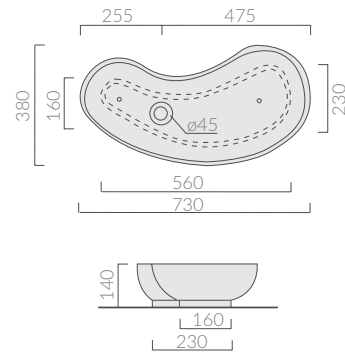
73



**73x38,5**  
**Lavabo Macchia da appoggio.**  
Macchia countertop washbasin.  
Lavabo Macchia de apojo.  
Lavabo Macchia à poser.

Art.

6018



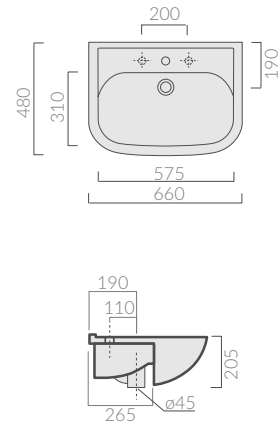
66



**66x48**  
**Lavabo Nemi semincasso universale.**  
Nemi semi-recessed vanity washbasin.  
Lavabo Nemi semi-encastre.  
Lavabo Nemi semi-encastéré.

Art.

6003



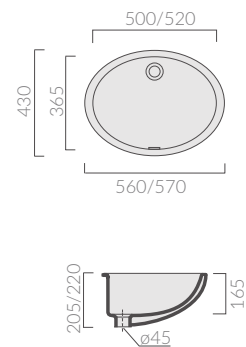
57



**57x43**  
**Lavabo Denise incasso sottopiano.**  
Denise under counter vanity basin.  
Denise lavabo de encastrar bajoencimera.  
Denise lavabo à ancastrer sous plan.

Art.

6002



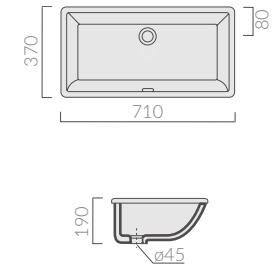
71



**71x34**  
**Lavabo incasso sottopiano.**  
Under counter vanity basin.  
Lavabo de encastrar bajoencimera.  
Lavabo à encastrer sous plan.

Art.

2036



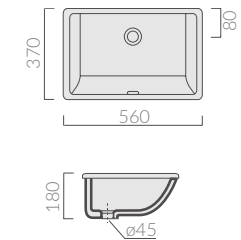
56

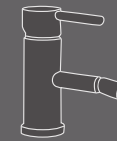
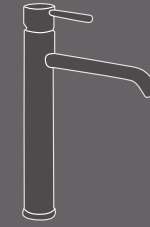


**56x37**  
**Lavabo incasso sottopiano.**  
Under counter vanity basin.  
Lavabo de encastrar bajoencimera.  
Lavabo à encastrer sous plan.

Art.

2035



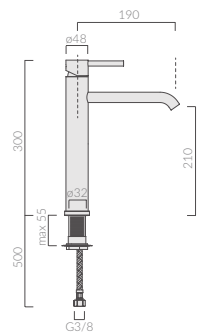




**Miscelatore alto per lavabo.**  
High mixer basin.  
Monomando para lavabo alto.  
Mélangeur haut pour lavabo.

Art.

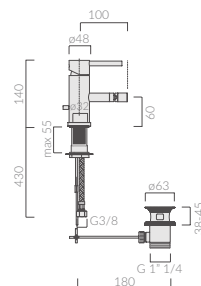
5443



**Miscelatore per bidet.**  
Bidet mixer.  
Monomando para bidet.  
Mélangeur pour bidet.

Art.

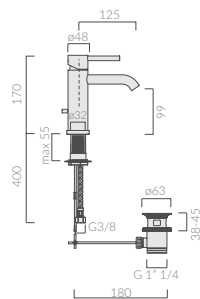
5444



**Miscelatore per lavabo.**  
Mixer basin.  
Monomando para lavabo.  
Mélangeur pour lavabo.

Art.

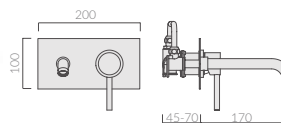
5445



**Miscelatore incasso muro per lavabo.**  
Concealed basin mixer.  
Monomando empotrable de pared para lavabo.  
Mélangeur pour lavabo à encastrer.

Art.

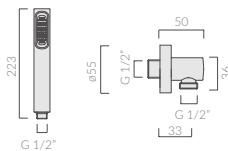
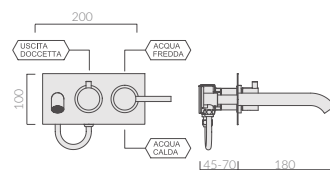
5446



**Miscelatore per vasca incasso.**  
Built-in mixer for bath.  
Monomando para bañera de empotrar.  
Mélangeur à encastrer pour baignoire.

Art.

5447



**Miscelatore per doccia.**  
Built-in shower mixer.  
Monomando para ducha.  
Mélangeur pour douche.

Art.

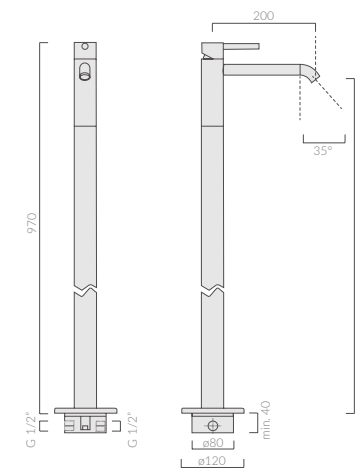
5456



**Miscelatore per lavabo free standing.**  
Mixer for freestanding basin.  
Monomando para lavabo free standing.  
Mélangeur monocommande free standing pour lavabo.

Art.

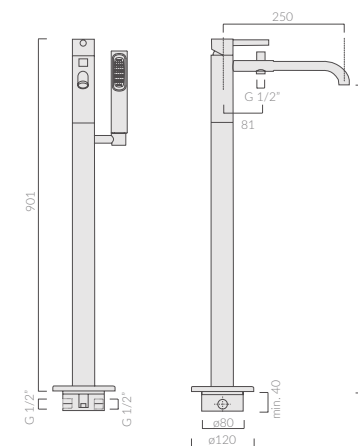
5542

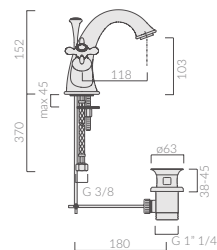


**Miscelatore per vasca free standing.**  
Freestanding mixer for bath.  
Monomando para bañera free standing.  
Mélangeur pour baignoire freestanding.

Art.

5449





**Miscelatore per lavabo.**  
Mixer basin.  
Monoblock de lavabo.  
Mélangeur pour lavabo.

Art.

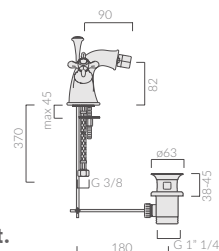
8520



**Miscelatore per lavabo.**  
3 holes mixer basin.  
Bateria de lavabo.  
Mélangeur pour lavabo, 3 trous.

Art.

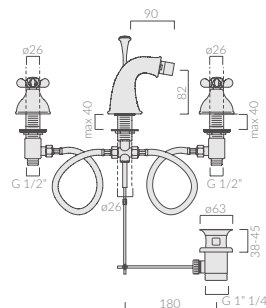
8521



**Miscelatore per bidet.**  
Mixer bidet.  
Monoblock de bidet.  
Mélangeur pour bidet.

Art.

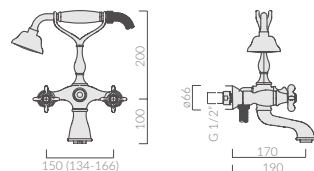
8522



**Batteria per bidet.**  
3 holes bidet mix.  
Bateria de bidet.  
Mélangeur pour bidet, 3 trous.

Art.

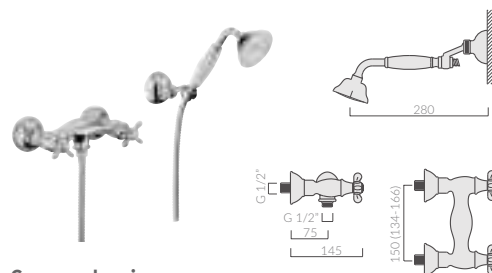
8523



**Gruppo vasca.**  
Bath mixer.  
Grupo bañera.  
Mélangeur pour baignoire.

Art.

8524



**Gruppo doccia.**  
Shower mixer.  
Grupo ducha.  
Mélangeur de douche.

Art.

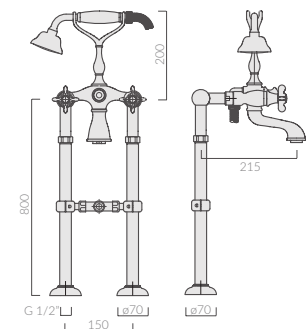
8526



**Gruppo vasca.**  
Bath mixer.  
Grupo bañera.  
Mélangeur pour baignoire.

Art.

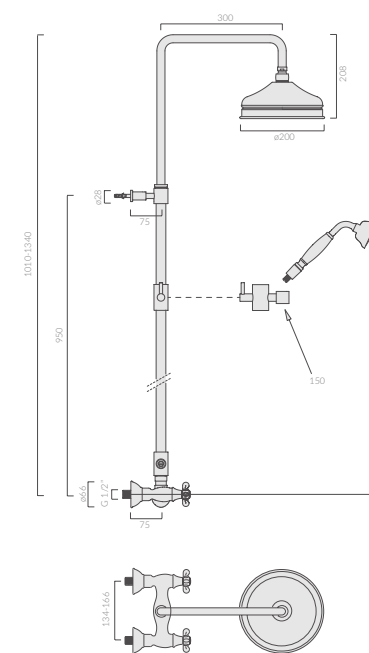
8525



**Gruppo doccia.**  
Shower mixer.  
Grupo ducha.  
Mélangeur de douche.

Art.

8528



# PIATTI DOCCIA

shower trays



90x90xh10  
art. 1009



80x80xh10  
art. 1004



75x75xh10  
art. 1015



72x90xh10  
art. 1018



72x90xh10  
art. 1017



140x80xh6  
art. 1025



120x80xh6  
art. 1024



120x70xh6  
art. 1035



110x75xh6  
art. 1023



100x80xh6  
art. 1026



100x75xh6  
art. 1022



100x70xh6  
art. 1034



90x90xh6  
art. 1027



90x72xh6  
art. 1021



120x80xh11  
art. 1012



120x70xh11  
art. 1014



100x80xh10  
art. 1019



100x70xh11  
art. 1016



90x72xh10  
art. 1006



70x90xh10  
art. 1036



85x70xh10  
art. 1013



90x90xh10  
art. 1008



80x80xh10  
art. 1002



75x75xh10  
art. 1001



70x70xh10  
art. 1007



65x65xh8  
art. 1003

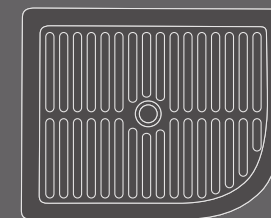
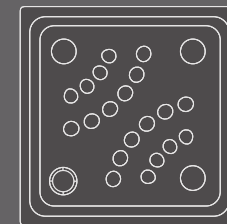
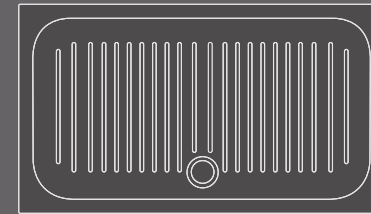
# PIATTI DOCCIA

shower trays

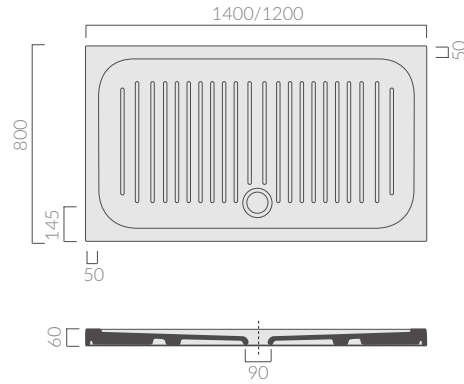




GALASSIA 404  
Italy



GALASSIA 405  
Italy



**Piatto doccia Flat-H6. Piletta non inclusa.**  
Shower tray Flat-H6. Drain not included.  
Plato de ducha Flat-H6. Valvula no incluida.  
Receveur de douche. Bonde non incluse.

140x80

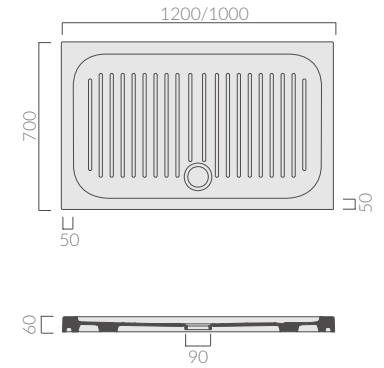
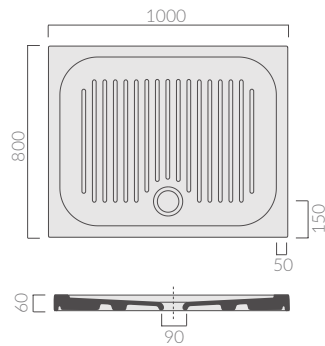
Art. 1025

120x80

Art. 1024

100x80

Art. 1026



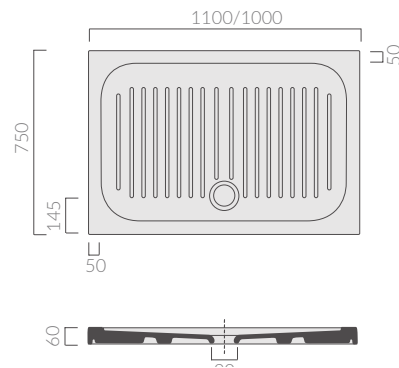
**Piatto doccia Flat-H6. Piletta non inclusa.**  
Shower tray Flat-H6. Drain not included.  
Plato de ducha Flat-H6. Valvula no incluida.  
Receveur de douche. Bonde non incluse.

120x70

Art. 1035

100x70

Art. 1034

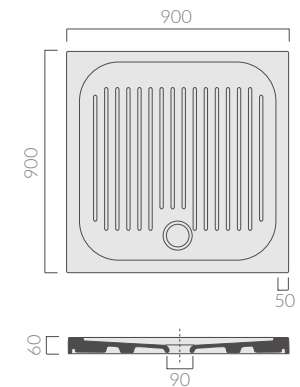


110x75

Art. 1023

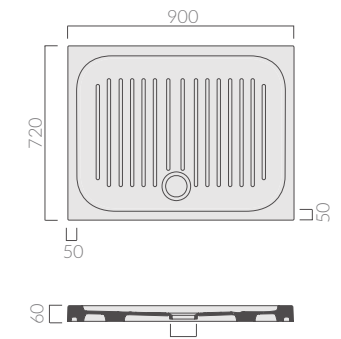
100x75

Art. 1022



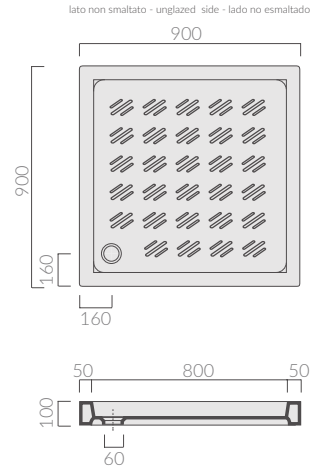
90x90

Art. 1027



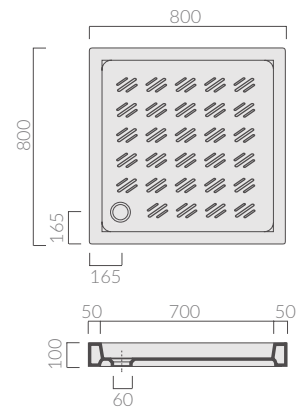
90x72

Art. 1021

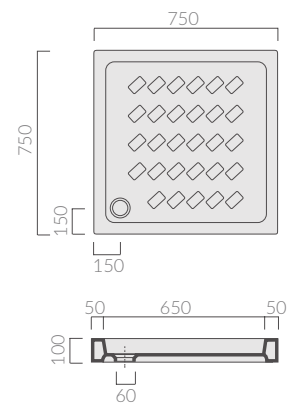


**90x90** **Piatto doccia Airone. Piletta non inclusa.**  
Shower tray Airone. Drain not included.  
Plato de ducha Airone. Valvula no incluida.  
Receveur de douche Airone. Bonde non incluse.

Art.  
**1008**

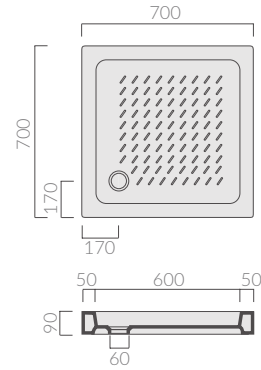


**80x80** Art.  
**1002**



**75x75** Art.  
**1001**

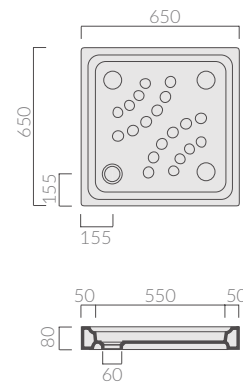




**70x70** **Piatto doccia Pegaso. Piletta non inclusa.**  
Shower tray Pegaso. Drain not included.  
Plato de ducha Pegaso. Valvula no incluida.  
Receveur de douche Pegaso. Bonde non incluse.

Art.

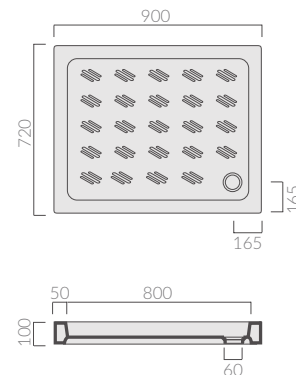
1007



**65x65** **Piatto doccia Calipso. Piletta non inclusa.**  
Shower tray Calipso. Drain not included.  
Plato de ducha Calipso. Valvula no incluida.  
Receveur de douche Calipso. Bonde non incluse.

Art.

1003



**90x72** **Piatto doccia Tebe. Piletta non inclusa.**  
Shower tray Tebe. Drain not included.  
Plato de ducha Tebe. Valvula no incluida.  
Receveur de douche Tebe. Bonde non incluse.

Art.

1006



**120x80** **Piatto doccia Plaza. Piletta non inclusa.**  
Shower tray Plaza. Drain not included.  
Plato de ducha Plaza. Valvula no incluida.  
Receveur de douche Plaza. Bonde non incluse.

Art.

1012

**120x70**

Art.

1014

**100x80**



**100x80** **Piatto doccia Rodi. Piletta non inclusa.**  
Shower tray Rodi. Drain not included.  
Plato de ducha Rodi. Valvula no incluida.  
Receveur de douche Rodi. Bonde non incluse.

Art.

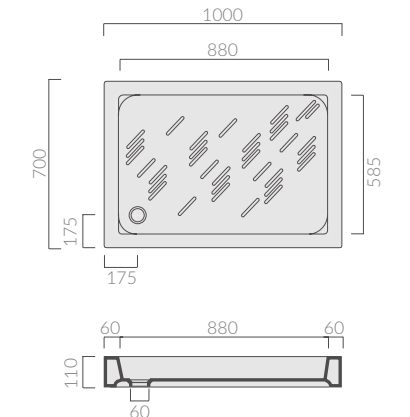
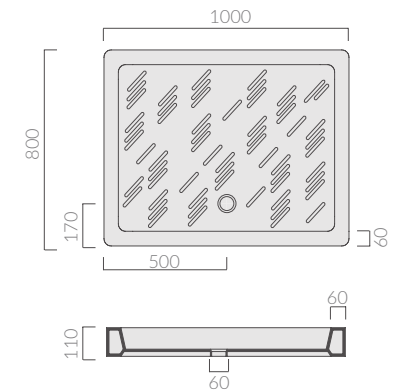
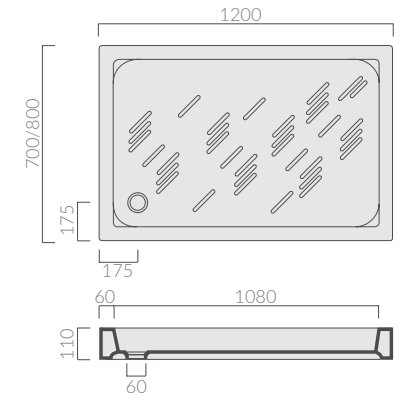
1019



**100x70** **Piatto doccia Gabbiano. Piletta non inclusa.**  
Shower tray Gabbiano. Drain not included.  
Plato de ducha Gabbiano. Valvula no incluida.  
Receveur de douche Gabbiano. Bonde non incluse.

Art.

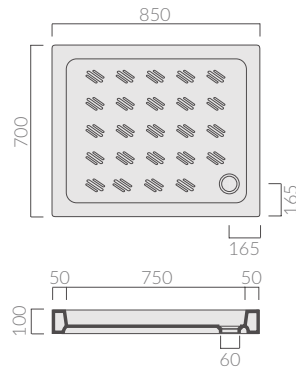
1016





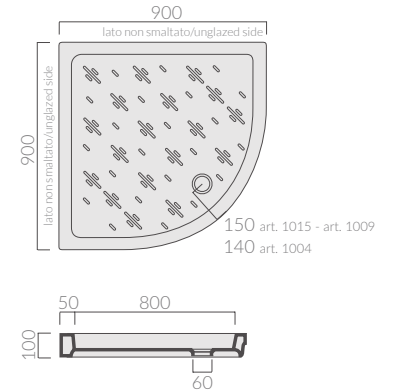
**85x70** **Piatto doccia Nibbio. Piletta non inclusa.**  
Shower tray Nibbio. Drain not included.  
Plato de ducha Nibbio. Valvula no incluida.  
Receveur de douche Nibbio. Bonde non incluse.

Art.  
1013



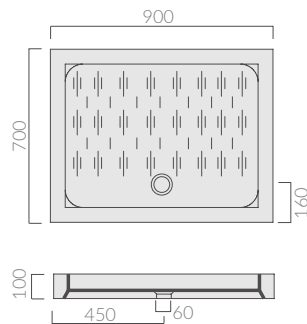
**90x90** **Piatto doccia Venus Max angolo. Piletta non inclusa.**  
Corner shower tray Venus Max. Drain not included.  
Plato de ducha Venus Max angular. Valvula no incluida.  
Receveur de douche d'angle Venus Max. Bonde non incluse.

Art.  
1009



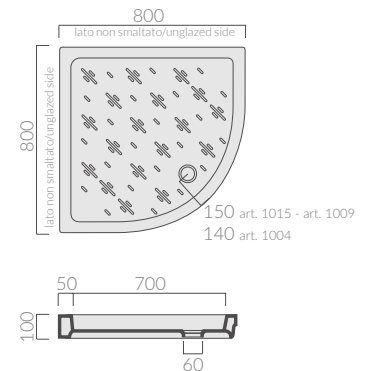
**90x70** **Piatto doccia. Piletta non inclusa.**  
Shower tray. Drain not included.  
Plato de ducha. Valvula no incluida.  
Receveur de douche. Bonde non incluse.

Art.  
1036



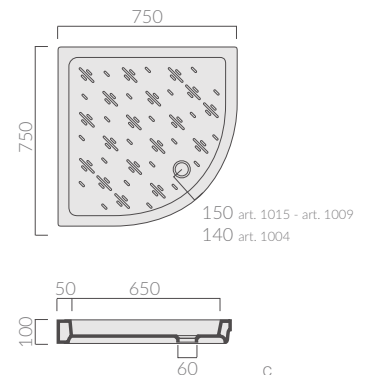
**80x80** **Piatto doccia Venus angolo. Piletta non inclusa.**  
Corner shower tray Venus. Drain not included.  
Plato de ducha Venus angular. Valvula no incluida.  
Receveur de douche d'angle Venus. Bonde non incluse.

Art.  
1004



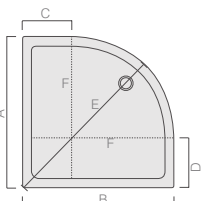
**75x75** **Piatto doccia Venus Mini. Piletta non inclusa.**  
Shower tray Venus Mini. Drain not included.  
Plato de ducha Venus Mini. Valvula no incluida.  
Receveur de douche d'angle Venus Mini. Bonde non incluse.

Art.  
1015



Curvatura dei piatti doccia angolari  
Bending of the corner shower-trays  
F: raggio di curvatura

	A	B	C	D	E	F
Venus	750	750	370	370	895	380
Venus	800	800	250	250	900	550
Venus	900	900	350	350	1020	550



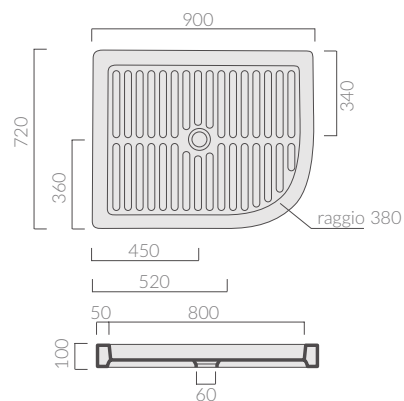




**72x90** **Piatto doccia Luna. Piletta non inclusa.**  
Shower tray Luna. Drain not included.  
Plato de ducha Luna. Valvula no incluida.  
Receveur de douche Luna. Bonde non incluse.

Art.

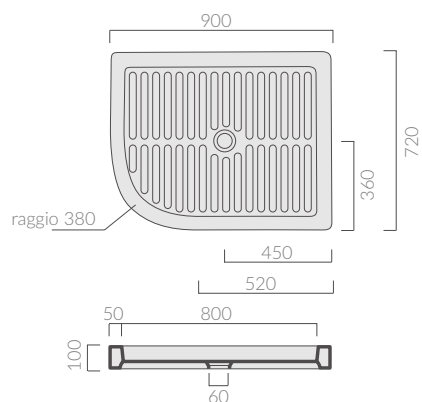
1018



**72x90** **Piatto doccia Luna. Piletta non inclusa.**  
Shower tray Luna. Drain not included.  
Plato de ducha Luna. Valvula no incluida.  
Receveur de douche Luna. Bonde non incluse.

Art.

1017



**Pedana in legno.**  
Wooden platform.  
Tarima en madera.  
Plate-forme en bois.

Art.


1019/SX per art. 1017

1019/DX per art. 1018



# PIATTI DOCCIA PIANA

piana shower tray



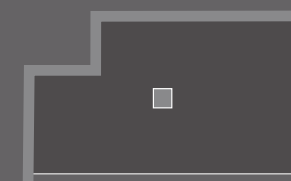


piana nero  
piana black  
piana negro  
piana noir

piana grigio  
piana grey  
piana gris  
piana gris

piana bianco  
piana white  
piana blanco  
piana blanc

**GALASSIA** 416  
Italy

# PIATTI DOCCIA PIANA VITALSTONE



Piatto doccia tagliato a misura  
*Cut to measure shower tray*  
Plato ducha cortado a medida  
*Receveur de douche coupé sur mesure*



Antiscivolo classe 3-R11  
*Class 3-R11 antislip*  
Antideslizante clase 3-R11  
*Antidérapant classe 3-R11*



Resistente alle macchie  
*Resistant to stains*  
Resistente a las manchas  
*Resistant aux taches*



Resistente all'abrasione  
*Resistant to abrasion*  
Resistente a la abrasión  
*Resistant à l'abrasion*

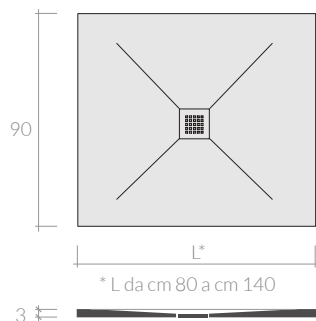



Resistente alla muffa  
*Resistant to mold*  
Resistente al moho  
*Resistant à la moule.*

**GALASSIA** 417  
Italy

# PIATTI DOCCIA PIANA 90

piana shower tray



**Piatto doccia. Piletta con griglia inclusa.**  
Shower tray. Drain with grate included.  
Plato de ducha. Valvula con rejilla incluida.  
Receveur de douche. Bonde avec grille incluse.

**80x90**

Art.			
1172BI	bianco	blanco	white
1172GR	grigio	gris	grey
1172NE	nero	negro	black

**100x90**

Art.			
1173BI	bianco	blanco	white
1173GR	grigio	gris	grey
1173NE	nero	negro	black

**110x90**

Art.			
1174BI	bianco	blanco	white
1174GR	grigio	gris	grey
1174NE	nero	negro	black

**120x90**

Art.			
1175BI	bianco	blanco	white
1175GR	grigio	gris	grey
1175NE	nero	negro	black

**130x90**

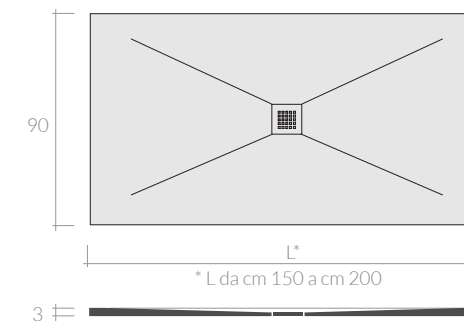
Art.			
1176BI	bianco	blanco	white
1176GR	grigio	gris	grey
1176NE	nero	negro	black

**140x90**

Art.			
1177BI	bianco	blanco	white
1177GR	grigio	gris	grey
1177NE	nero	negro	black

# PIATTI DOCCIA PIANA 90

piana shower tray



**Piatto doccia. Piletta con griglia inclusa.**  
Shower tray. Drain with grate included.  
Plato de ducha. Valvula con rejilla incluida.  
Receveur de douche. Bonde avec grille incluse.

**150x90**

Art.			
1178BI	bianco	blanco	white
1178GR	grigio	gris	grey
1178NE	nero	negro	black

**160x90**

Art.			
1179BI	bianco	blanco	white
1179GR	grigio	gris	grey
1179NE	nero	negro	black

**170x90**

Art.			
1180BI	bianco	blanco	white
1180GR	grigio	gris	grey
1180NE	nero	negro	black

**180x90**

Art.			
1181BI	bianco	blanco	white
1181GR	grigio	gris	grey
1181NE	nero	negro	black

**190x90**

Art.			
1182BI	bianco	blanco	white
1182GR	grigio	gris	grey
1182NE	nero	negro	black

**200x90**

Art.			
1183BI	bianco	blanco	white
1183GR	grigio	gris	grey
1183NE	nero	negro	black



Piatto doccia tagliato a misura  
Cut to measure shower tray  
Plato ducha cortado a medida  
Receveur de douche coupé sur mesure



Antiscivolo classe 3-R11  
Class 3-R11 antislip  
Antideslizante clase 3-R11  
Antidérapant classe 3-R11



Resistente alle macchie  
Resistant to stains  
Resistente a las manchas  
Résistant aux taches



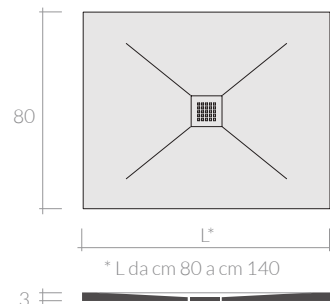
Resistente all'abrasione  
Resistant to abrasion  
Resistente a la abrasión  
Résistant à l'abrasion



Resistente alla muffa  
Resistant to mold  
Resistente al moho  
Résistant à la moule

# PIATTI DOCCIA PIANA 80

piana shower tray



**Piatto doccia. Piletta con griglia inclusa.**  
Shower tray. Drain with grate included.  
Plato de ducha. Valvula con rejilla incluida.  
Receveur de douche. Bonde avec grille incluse.

**80x80**

Art.			
1112BI	bianco	white	blanco
1112GR	grigio	grey	gris
1112NE	nero	black	negro

**100x80**

Art.			
1113BI	bianco	white	blanco
1113GR	grigio	grey	gris
1113NE	nero	black	negro

**110x80**

Art.			
1114BI	bianco	white	blanco
1114GR	grigio	grey	gris
1114NE	nero	black	negro

**120x80**

Art.			
1115BI	bianco	white	blanco
1115GR	grigio	grey	gris
1115NE	nero	black	negro

**130x80**

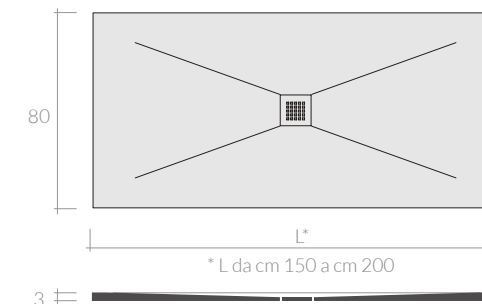

Art.			
1116BI	bianco	white	blanco
1116GR	grigio	grey	gris
1116NE	nero	black	negro

**140x80**

Art.			
1117BI	bianco	white	blanco
1117GR	grigio	grey	gris
1117NE	nero	black	negro

# PIATTI DOCCIA PIANA 80

piana shower tray



**Piatto doccia. Piletta con griglia inclusa.**  
Shower tray. Drain with grate included.  
Plato de ducha. Valvula con rejilla incluida.  
Receveur de douche. Bonde avec grille incluse.

**150x80**

Art.			
1118BI	bianco	white	blanco
1118GR	grigio	grey	gris
1118NE	nero	black	negro

**160x80**

Art.			
1119BI	bianco	white	blanco
1119GR	grigio	grey	gris
1119NE	nero	black	negro

**170x80**

Art.			
1120BI	bianco	white	blanco
1120GR	grigio	grey	gris
1120NE	nero	black	negro

**180x80**

Art.			
1121BI	bianco	white	blanco
1121GR	grigio	grey	gris
1121NE	nero	black	negro

**190x80**

Art.			
1122BI	bianco	white	blanco
1122GR	grigio	grey	gris
1122NE	nero	black	negro

**200x80**

Art.			
1123BI	bianco	white	blanco
1123GR	grigio	grey	gris
1123NE	nero	black	negro



Piatto doccia tagliato a misura  
Cut to measure shower tray  
Plato ducha cortado a medida  
Receveur de douche coupé sur mesure



Antiscivolo classe 3-R11  
Class 3-R11 antislip  
Antideslizante clase 3-R11  
Antidérapant classe 3-R11



Resistente alle macchie  
Resistant to stains  
Resistente a las manchas  
Résistant aux taches



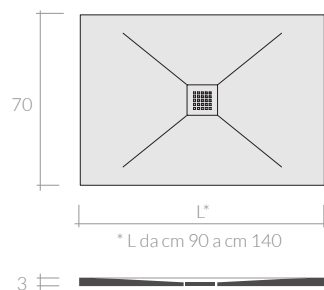
Resistente all'abrasione  
Resistant to abrasion  
Resistente a la abrasión  
Résistant à l'abrasion



Resistente alla muffa  
Resistant to mold  
Resistente al moho  
Résistant à la moule

# PIATTI DOCCIA PIANA 70

piana shower tray



**Piatto doccia. Piletta con griglia inclusa.**  
Shower tray. Drain with grate included.  
Plato de ducha. Valvula con rejilla incluida.  
Receveur de douche. Bonde avec grille incluse.

90x70

Art.			
1100BI	bianco	white	blanco
1100GR	grigio	grey	gris
1100NE	nero	black	negro

100x70

Art.			
1101BI	bianco	white	blanco
1101GR	grigio	grey	gris
1101NE	nero	black	negro

110x70

Art.			
1102BI	bianco	white	blanco
1102GR	grigio	grey	gris
1102NE	nero	black	negro

120x70

Art.			
1103BI	bianco	white	blanco
1103GR	grigio	grey	gris
1103NE	nero	black	negro

130x70

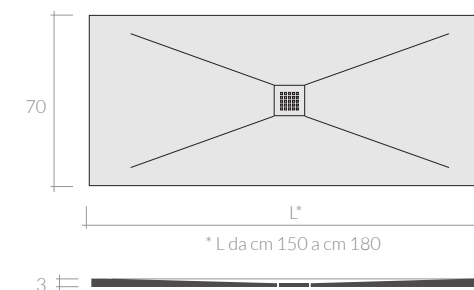
Art.			
1104BI	bianco	white	blanco
1104GR	grigio	grey	gris
1104NE	nero	black	negro

140x70

Art.			
1105BI	bianco	white	blanco
1105GR	grigio	grey	gris
1105NE	nero	black	negro

# PIATTI DOCCIA PIANA 70

piana shower tray



**Piatto doccia. Piletta con griglia inclusa.**  
Shower tray. Drain with grate included.  
Plato de ducha. Valvula con rejilla incluida.  
Receveur de douche. Bonde avec grille incluse.

150x70

Art.			
1106BI	bianco	white	blanco
1106GR	grigio	grey	gris
1106NE	nero	black	negro

160x70

Art.			
1107BI	bianco	white	blanco
1107GR	grigio	grey	gris
1107NE	nero	black	negro

170x70

Art.			
1108BI	bianco	white	blanco
1108GR	grigio	grey	gris
1108NE	nero	black	negro

180x70

Art.			
1109BI	bianco	white	blanco
1109GR	grigio	grey	gris
1109NE	nero	black	negro



Piatto doccia tagliato a misura  
Cut to measure shower tray  
Plato ducha cortado a medida  
Receveur de douche coupé sur mesure



Antiscivolo classe 3-R11  
Class 3-R11 antislip  
Antideslizante clase 3-R11  
Antidérapant classe 3-R11



Resistente alle macchie  
Resistant to stains  
Resistente a las manchas  
Résistant aux taches



Resistente all'abrasione  
Resistant to abrasion  
Resistente a la abrasión  
Résistant à l'abrasion




Resistente alla muffa  
Resistant to mold  
Resistente al moho  
Résistant à la moule




# PIATTI DOCCIA BETON

beton shower tray




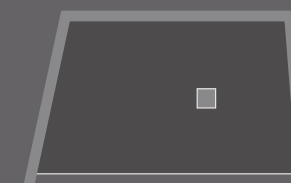
beton cemento  
beton grey  
beton ciment  
beton cemento



beton bianco  
beton white  
beton blanc  
beton blanco

GALASSIA 424  
Italy

# PIATTI DOCCIA BETON VITALSTONE



Piatto doccia tagliato a misura  
*Cut to measure shower tray*  
Plato ducha cortado a medida  
*Receveur de douche coupé sur mesure*



Antiscivolo classe 3-R11  
*Class 3-R11 antislip*  
Antideslizante clase 3-R11  
*Antidérapant classe 3-R11*



Resistente alle macchie  
*Resistant to stains*  
Resistente a las manchas  
*Resistant aux taches*



Resistente all'abrasione  
*Resistant to abrasion*  
Resistente a la abrasión  
*Résistant à l'abrasion*



Resistente alla muffa  
*Resistant to mold*  
Resistente al moho  
*Résistant à la moule.*

GALASSIA 425  
Italy

# PIATTI DOCCIA BETON 80

beton shower tray



**Piatto doccia. Piletta con griglia inclusa.**  
Shower tray. Drain with grate included.  
Plato de ducha. Valvula con rejilla incluida.  
Receveur de douche. Bonde avec grille incluse.

80x80

Art.		bianco white	blanco blanc
BET080BBI			
BET080BCM		cemento cement	cemento ciment

90x80

Art.		bianco white	blanco blanc
BET090BBI			
BET090BCM		cemento cement	cemento ciment

100x80

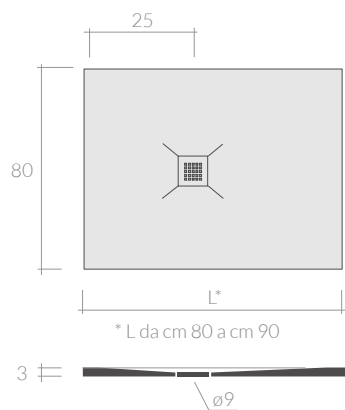
Art.		bianco white	blanco blanc
BET100BBI			
BET100BCM		cemento cement	cemento ciment

110x80

Art.		bianco white	blanco blanc
BET110BBI			
BET110BCM		cemento cement	cemento ciment

120x80

Art.		bianco white	blanco blanc
BET120BBI			
BET120BCM		cemento cement	cemento ciment



**Piatto doccia. Piletta con griglia inclusa.**  
Shower tray. Drain with grate included.  
Plato de ducha. Valvula con rejilla incluida.  
Receveur de douche. Bonde avec grille incluse.

130x80

Art.		bianco white	blanco blanc
BET130BBI			
BET130BCM		cemento cement	cemento ciment

140x80

Art.		bianco white	blanco blanc
BET140BBI			
BET140BCM		cemento cement	cemento ciment

150x80

Art.		bianco white	blanco blanc
BET150BBI			
BET150BCM		cemento cement	cemento ciment

160x80

Art.		bianco white	blanco blanc
BET160BBI			
BET160BCM		cemento cement	cemento ciment

170x80

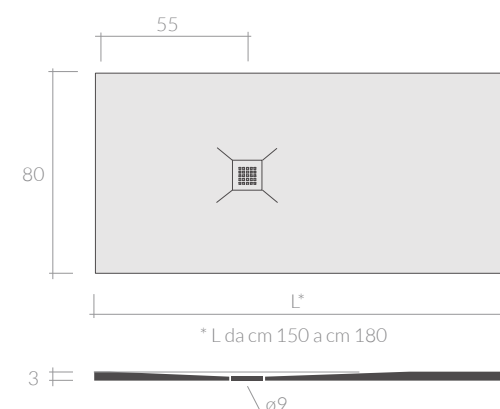
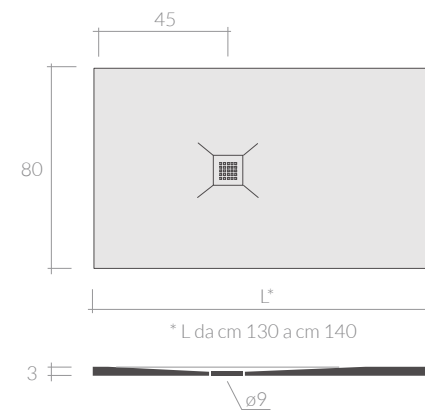
Art.		bianco white	blanco blanc
BET170BBI			
BET170BCM		cemento cement	cemento ciment

180x80

Art.		bianco white	blanco blanc
BET180BBI			
BET180BCM		cemento cement	cemento ciment

# PIATTI DOCCIA BETON 80

beton shower tray



Piatto doccia tagliato a misura  
Cut to measure shower tray  
Plato ducha cortado a medida  
Receveur de douche coupé sur mesure



Antiscivolo classe 3-R11  
Class 3-R11 antislip  
Antideslizante clase 3-R11  
Antidérapant classe 3-R11



Resistente alle macchie  
Resistant to stains  
Resistente a las manchas  
Résistant aux taches



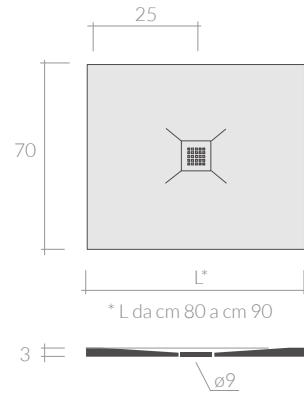

Resistente all'abrasione  
Resistant to abrasion  
Resistente a la abrasión  
Résistant à l'abrasion



Resistente alla muffa  
Resistant to mold  
Resistente al moho  
Résistant à la moule

# PIATTI DOCCIA BETON 70

beton shower tray



**Piatto doccia. Piletta con griglia inclusa.**  
Shower tray. Drain with grate included.  
Plato de ducha. Valvula con rejilla incluida.  
Receveur de douche. Bonde avec grille incluse blanc.

80x70

Art.		bianco white	blanco blanc
BET080ABI			
BET080ACM		cemento cement	cemento ciment

90x70

Art.		bianco white	blanco blanc
BET090ABI			
BET090ACM		cemento cement	cemento ciment

100x70

Art.		bianco white	blanco blanc
BET100ABI			
BET100ACM		cemento cement	cemento ciment

110x70

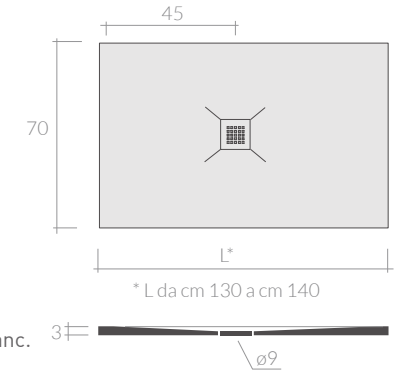
Art.		bianco white	blanco blanc
BET110ABI			
BET110ACM		cemento cement	cemento ciment

120x70

Art.		bianco white	blanco blanc
BET120ABI			
BET120ACM		cemento cement	cemento ciment

# PIATTI DOCCIA BETON 70

beton shower tray



**Piatto doccia. Piletta con griglia inclusa.**  
Shower tray. Drain with grate included.  
Plato de ducha. Valvula con rejilla incluida.  
Receveur de douche. Bonde avec grille incluse blanc.

130x70

Art.		bianco white	blanco blanc
BET130ABI			
BET130ACM		cemento cement	cemento ciment

140x70

Art.		bianco white	blanco blanc
BET140ABI			
BET140ACM		cemento cement	cemento ciment

150x70

Art.		bianco white	blanco blanc
BET150ABI			
BET150ACM		cemento cement	cemento ciment

160x70

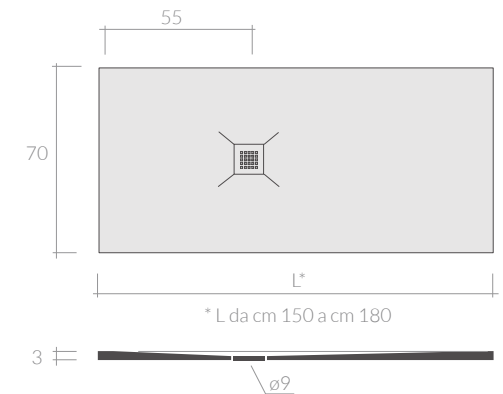
Art.		bianco white	blanco blanc
BET160ABI			
BET160ACM		cemento cement	cemento ciment

170x70

Art.		bianco white	blanco blanc
BET170ABI			
BET170ACM		cemento cement	cemento ciment

180x70

Art.		bianco white	blanco blanc
BET180ABI			
BET180ACM		cemento cement	cemento ciment



Piatto doccia tagliato a misura  
Cut to measure shower tray  
Plato ducha cortado a medida  
Receveur de douche coupé sur mesure



Antiscivolo classe 3-R11  
Class 3-R11 antislip  
Antideslizante clase 3-R11  
Antidérapant classe 3-R11




Resistente alle macchie  
Resistant to stains  
Resistente a las manchas  
Résistant aux taches



Resistente all'abrasione  
Resistant to abrasion  
Resistente a la abrasión  
Résistant à l'abrasion



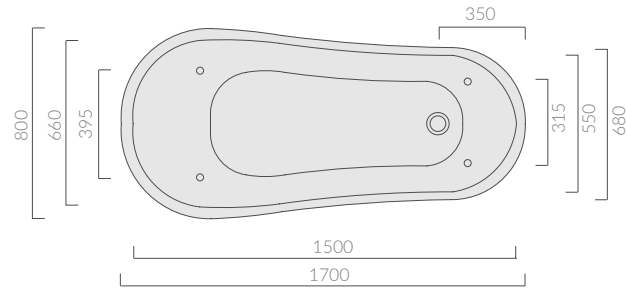
Resistente alla muffa  
Resistant to mold  
Resistente al moho  
Résistant à la moisure



# VASCA ETHOS

ethos bathtub

170



170x80xh72

**Vasca in vetroresina bianca.**

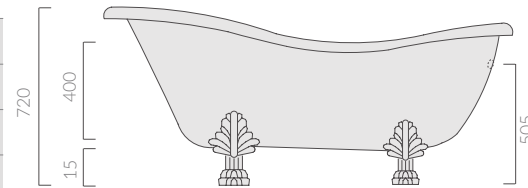
White fiberglass bath-tub.

Bañera en fibra de vidrio blanca.

Baignoire en fibre de verre blanche.

Art.

8496CR	con piedini cromati with chromed feet	pies cromado avec pieds chromés
8496	con piedini bianchi with white feet	pies blancos avec pieds blancs
8496OR	con piedini oro with gold feet	pies oro avec pieds or
8496BR	con piedini bronzo with bronze feet	pies bronze avec pieds bronze



170



170x80xh72

**Vasca in vetroresina nera.**

Black fiberglass bath-tub.

Bañera en fibra de vidrio negra.

Baignoire en fibre de verre noire.

Art.

8497CR	con piedini cromati with chromed feet	pies cromado avec pieds chromés
8497	con piedini bianchi with white feet	pies blancos avec pieds blancs
8497OR	con piedini oro with gold feet	pies oro avec pieds or
8497BR	con piedini bronzo with bronze feet	pies bronze avec pieds bronze

VASCA ETHOS  
ethos bathtub





# VASCA EDEN

eden bathtub

170



170x82xh60

**Vasca in puro acrilico con piletta click clack e troppo pieno.**

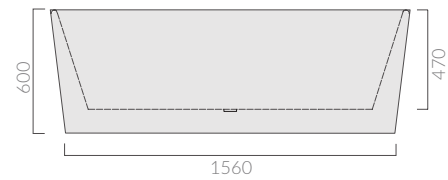
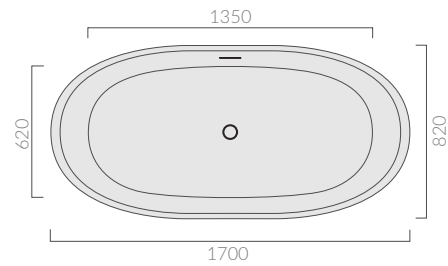
High gloss pure acrylic bathtub with click clack drain and overflow.

Bañera en acrilico con valvula click clac de desagüe y rebosadero.

Baignoire en acrylique avec bonde et trop-plein.

Art.

7239



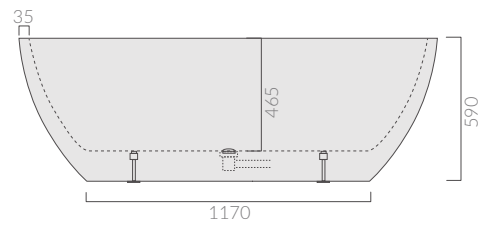
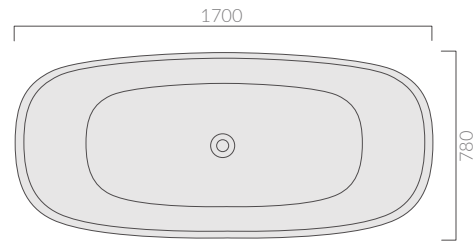
VASCA EDEN  
eden bathtub



# VASCA FLOW

flow bathtub

170



170x78xh59

**Vasca in puro acrilico.**

**Con piletta click clack e troppo pieno.**

High gloss pure acrylic bathtub.

With click clack drain and overflow.

Bañera en acrilico con valvula

click clak de desagüe y rebosadero.

Baignoire en acrylique avec bonde

et trop-plein.

Art.

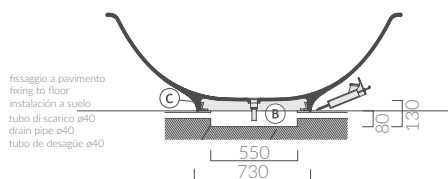
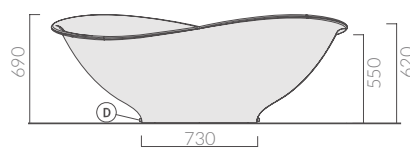
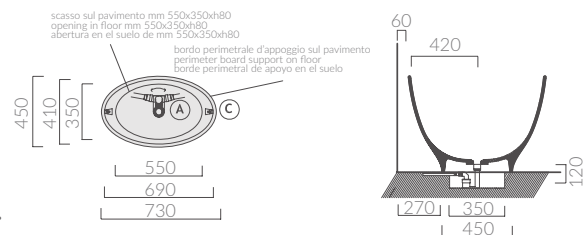
7320



# VASCA MEG11

meg11 bathtub

## 188



188x88xH69

Vasca in Pietraluce<sup>®</sup>, senza troppopieno.

Installazione free standing.

Pietraluce<sup>®</sup> bathtub, without

overflow. Free standing installation.

Bañera en Pietraluce<sup>®</sup>, sin rebosadero.

Instalación free standing.

Baignoire en Pietraluce<sup>®</sup>, sans trop plein.

Installation Free standing.

Art.

5418

□	5418MT	bianco mat white matt	blanco mate blanc mat
■	5418NE	nero black	negro noir





# VASCA QUADRA

quadra bathtub

188



167x80xH60

**Vasca in puro acrilico con piletta click clack e troppo pieno.**

High gloss pure acrylic bathtub cm.

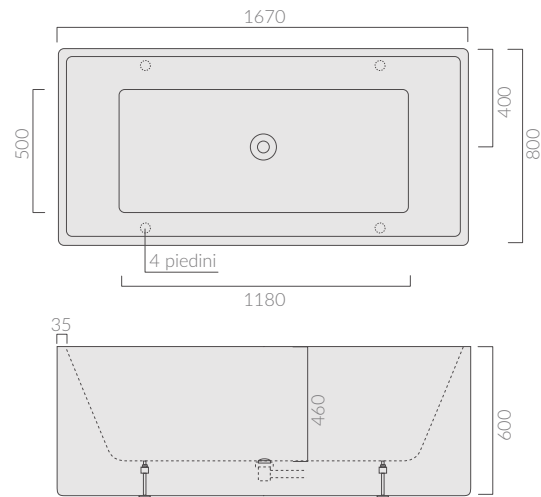
With click clack drain and overflow.

Bañera en acrilico con valvula click clak de desagüe y rebosadero.

Baignoire en acrylique avec bonde et trop-plein.

Art.

8965



VASCA QUADRA  
quadra bathtub



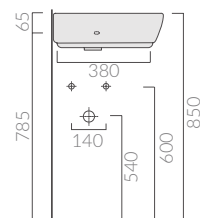
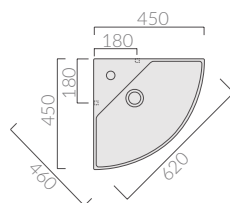
## 45



**45x45**  
**Lavabo monoforo angolare.**  
 Corner washbasin one tap hole.  
 Lavabo angular 1 orificio.  
 Lavabo monotrou d'angle.

Art.

5202



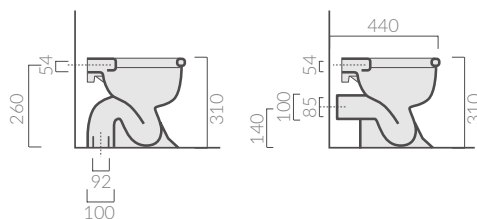
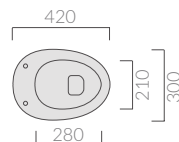
## 42



**42x30**  
**Vaso infanzia scarico suolo.**  
 Child closed, floor drain.  
 Inodoro infantil, salida vertical.  
 Wc enfant, vidage vertical.

Art.

4004



**Vaso infanzia scarico a parete.**  
 Child closed, wall drain.  
 Inodoro infantil, salida horizontal.  
 Wc enfant, vidage horizontal.

Art.

4004P

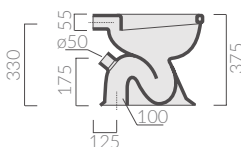
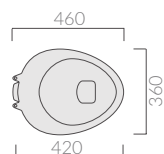
## 46



**46x36**  
**Vaso 2 fori con esalatore.**  
 Wc with 2 holes.  
 Inodoro dos agujeros con respiradero.  
 Wc 2 trous.


Art.

4005





120/90



**Lavabo Ninive a canale smaltato su 4 lati.**  
Ninive sink basin glazed on 4 sides.  
Pila Ninive esmaltada por los 4 lados.  
Lavabo Ninive émaillé sur 4 côtés.

120x45

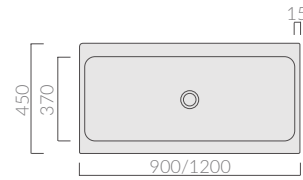
Art.

2007

90x45

Art.

2005



60/42



**Buttatoio Ibis**  
Ibis wash-tub.  
Lavabo Ibis  
Lavabo Ibis

42x38

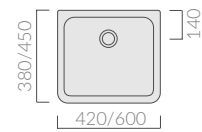
Art.

3001

60x45

Art.

3002



46



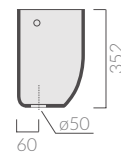
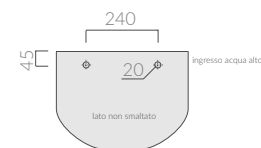
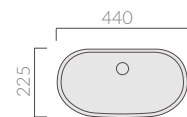
42x22

**Cassetta alta**

Universal high level cistern.  
Tanque alto.  
Réservoir haut universel.

Art.

8305





37

32x45h

**Orinatoio completo di erogatore.**

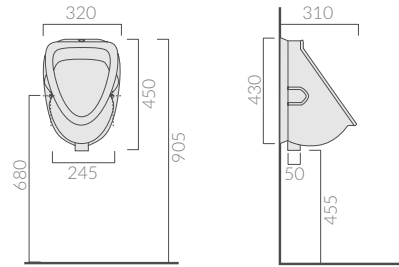
Wall mounted urinal with dispenser.

Urinario con dispensador.

Urinoir avec distributeur.

Art.

7003



50

50x68xh31

**Turca sifonata Micene.**

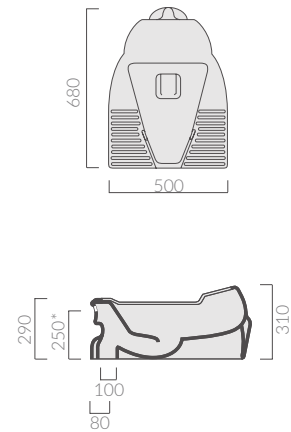
Micene squat closet.

Placa turca Micene.

Wc turc Micene.

Art.

4003



46

51x61

**Turca installazione filo pavimento.**

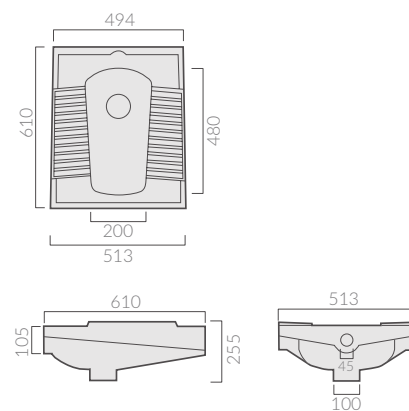
Squat closet toilet installation at floor level.

Placa turca para instalar a nivel de suelo.

Wc turc, installation au niveau du sol.

Art.

4002



# COMFORT LINE

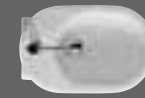


## COMFORT LINE WC



58x38 - art. 4019  
57x37 - art. 4016  
38,5x20 - art. 4015

## COMFORT LINE WC - BIDET



55x35xh48 - art. 5248



55x35xh48 - art. 5247

65



65x57

**Lavabo Leone per montaggio su mensole art. 18024 - 18025 - 18039 e con tasselli.**


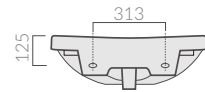
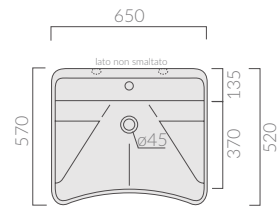
Leone washbasin to be assembled on brackets art. 18024 - 18025 - 18039.

Lavabo Leone para montar con art. 18024 - 18025 - 18039.

Lavabo Leone à monter pour art. 18024 - 18025 - 18039.

Art.

4018



**Meccanismo di inclinazione con stantuffo a gas per art. 4018**


Folding hand device with gas piston for art. 4018

Mecanismo de inclinación a gas para art. 4018

Mécanisme d'inclinaison a gas pour art. 4018

Art.

18039



**Mensole fisse per art. 4018**

Supporting brackets for art. 4018

Juego de escuadras fijas para art. 4018

Étagères fixes pour art.4018

Art.

18024



**Specchio orientabile antisfondamento.**

Adjustable inclination, crash-resistant mirror.

Espejo orientable antiroturas.

Miroir orientable avec verre de sécurité.

Art.

4013



**Meccanismo di inclinazione manuale per art. 4018**

Folding hand device for art. 4018

Mecanismo de inclinación manual para art. 4018

Mécanisme d'inclinaison manuel pour art. 4018

Art.

18025

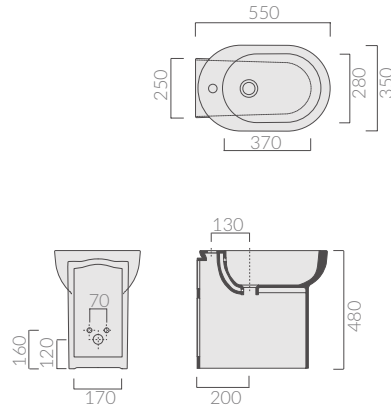
55 h48



**55x35xH48**  
**Bidet monoforo.**  
 Back to wall bidet, one hole.  
 Bidet 1 orificio.  
 Bidet monotrou.

Art.

5248



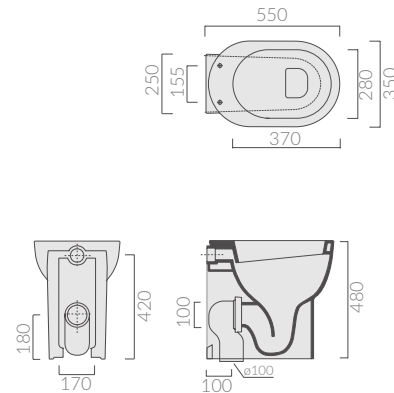
55 h48



**55x35xH48**  
**Vaso con scarico universale S/P.**  
 Back to wall wc with floor/wall draining.  
 Inodoro de tanque alto salida H/V.  
 Cuvette au sol avec vidage universel S/M.

Art.

5247



Soft Close



Fissaggio nascosto  
 Hidden fixing/Fijación oculta/  
 Fixation invisible

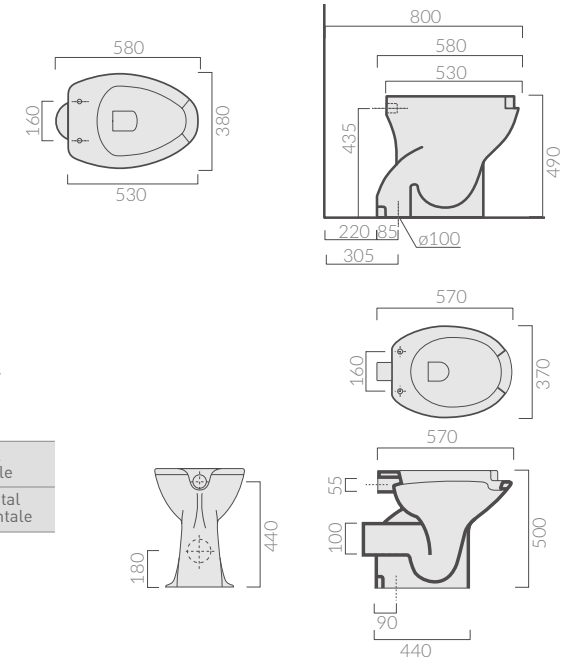
57



**57x37xh50**  
**Vaso Sagittario apertura frontale.**  
 Sagittario wc with front opening.  
 Inodoro Sagittario con apertura frontal.  
 Wc au sol avec ouverture frontale.

Art.

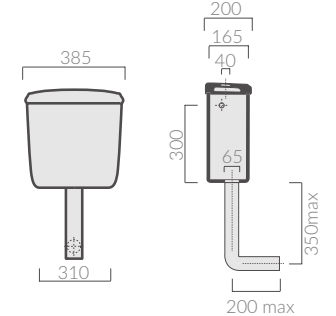
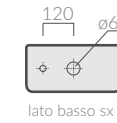
4019	scarico "S" floor drain	salida vertical vidage verticale
4016	scarico "P" wall drain	salida horizontal vidage horizontale



**Cassetta a zaino con coperchio.**  
 Low level cistern with cover.  
 Tanque de media altura para inodoro.  
 Réservoir bas mural avec couvercle.

Art.

4015



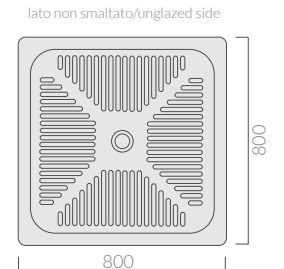
80



**80x80**  
**Piatto doccia Acquario filo pavimento in fire clay.**  
 Shower tray installed at floor level.  
 Plato de ducha para instalar a nivel del suelo.  
 Receveur de douche au niveau du sol.

Art.


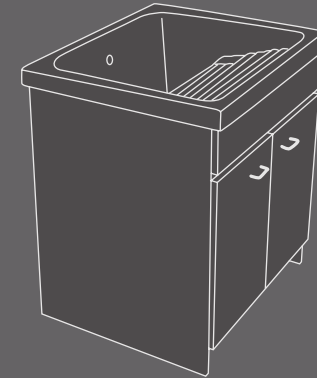
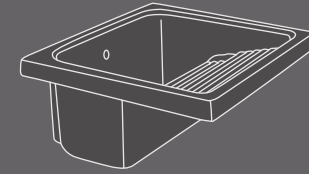
4012







GALASSIA 454  
Italy



GALASSIA 455  
Italy

100



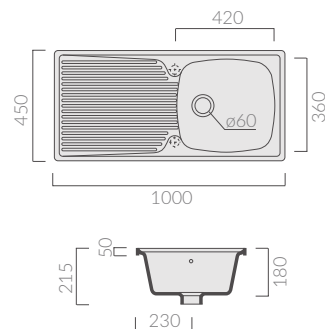
100x45

**Lavello da mobile Eliseo.**

Eliseo furniture kitchen sink.  
Eliseo fregadero para mueble.  
Eliseo evier pour meuble.

Art.

5002



90



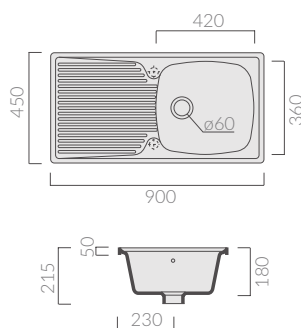
90x45

**Lavello da mobile Eliseo.**

Eliseo furniture kitchen sink.  
Eliseo fregadero para mueble.  
Eliseo evier pour meuble.

Art.

5003



80



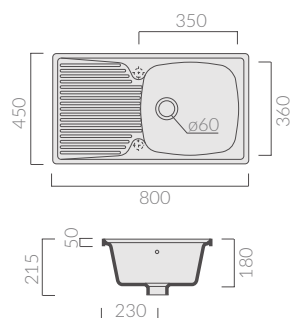
80x45

**Lavello da mobile Eliseo.**

Eliseo furniture kitchen sink.  
Eliseo fregadero para mueble.  
Eliseo evier pour meuble.

Art.

5001



116



116x50

**Lavello incasso Genius.**

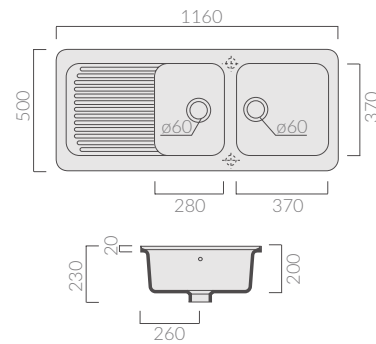
Genius recessed sink.

Genius fregadero de encastrar.

Genius evier à encastrer.

Art.

5100



86



86x50

**Lavello incasso Genius 1V 1/2.**

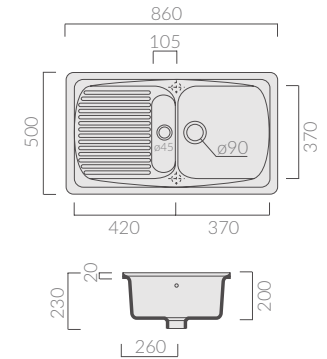
Genius 1b 1/2 recessed sink.

Genius fregadero de encastrar 1 seno 1/2.

Genius evier à encastrer Genius 1 vasque 1/2.

Art.

5103D90



86



86x50

**Lavello incasso Genius.**

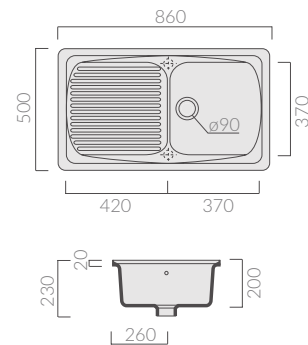
Genius recessed sink.

Genius fregadero de encastrar.

Genius evier à encastrer.

Art.

5101D90



122



122x50

**Lavello da mobile Florence scolapiatti dx.**

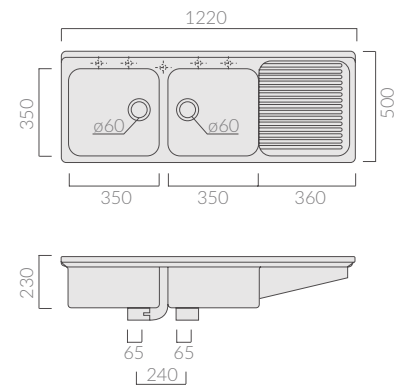
Florence furniture kitchen sink, right draining board

Fregadero para mueble Florence, escurridor a derecha.

Evier pour meuble Florence, égouttoir à droite.

Art.

5004



86



86x50

**Lavello incasso Genius 2V.**

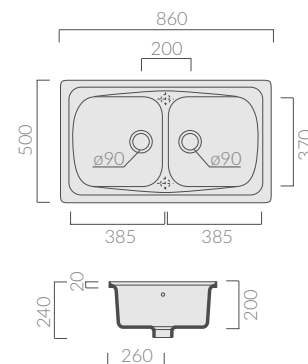
Genius Recessed sink, 2 basin.

Genius fregadero de encastrar, doble seno.

Genius evier à encastrer, double vasque.

Art.

5102D90



**Lavello da mobile Florence scolapiatti sx.**

Florence furniture kitchen sink, left draining board

Fregadero para mueble Florence, escurridor a izquierda.

Evier pour meuble Florence, égouttoir à gauche.

Art.

5005

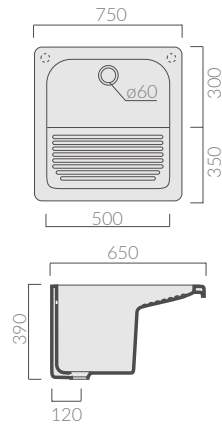
75



**75x65  
Lavatoio Osiride Max.**  
Osiride Max wash-tub.  
Lavadero Osiride Max.  
Bac à laver Osiride Max.

Art.

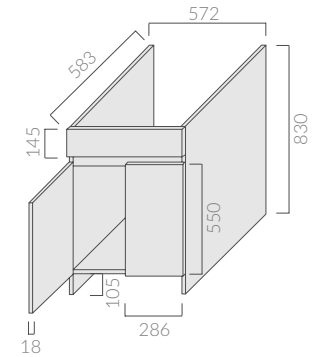
2009



**Mobile per lavatoio Osiride.**  
Cabinet for Osiride wash-tub.  
Mueble para lavadero Osiride.  
Meuble pour bac à laver Osiride.

Art.

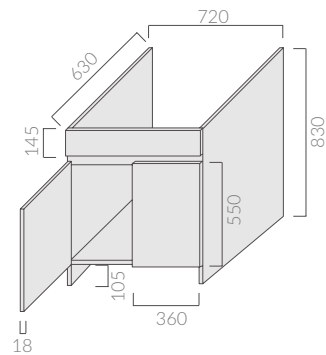
9001




**Mobile per lavatoio Osiride max.**  
Cabinet for Osiride Max wash-tub.  
Mueble para lavadero Osiride Max.  
Meuble pour bac à laver Osiride Max.

Art.

9022



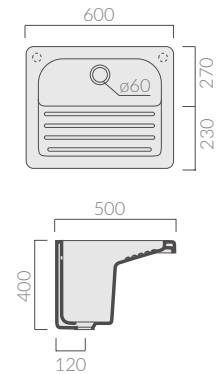
60




**60x50  
Lavatoio Venere.**  
Venere wash-tub.  
Lavadero Venere.  
Bac à laver Venere.

Art.

2016



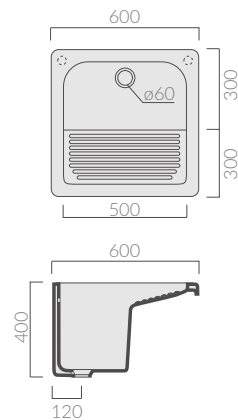
60



**60x60  
Lavatoio Osiride.**  
Osiride wash-tub.  
Lavadero Osiride.  
Bac à laver Osiride.

Art.

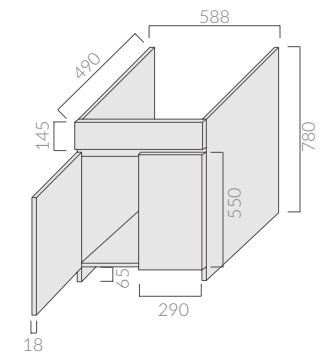
2003



**Mobile per lavatoio Venere.**  
Cabinet for Venere wash-tub.  
Mueble para lavadero Venere.  
Meuble pour bac à laver Venere.

Art.

9028



75

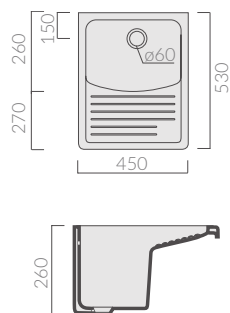


45x53

**Lavatoio Minerva.**  
Minerva wash-tub.  
Lavadero Minerva.  
Bac à laver Minerva.

Art.

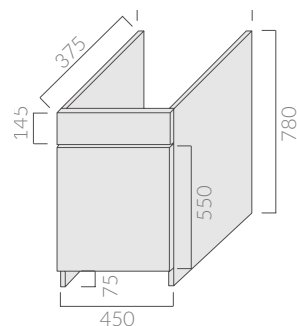
2008



**Mobile per lavatoio Minerva.**  
Cabinet for Minerva wash-tub.  
Mueble para lavadero Minerva.  
Meuble pour bac à laver Minerva.

Art.

9011



75/60



**Lavatoio Iside.**  
Iside wash-tub.  
Lavadero Iside.  
Bac à laver Iside.

60x50

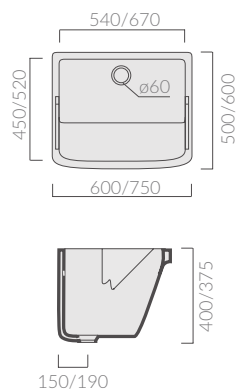
Art.

2001

75x60

Art.

2002



**Mobile per lavatoio Iside.**  
Cabinet for Iside wash-tub.  
Mueble para lavadero Iside.  
Meuble pour bac à laver Iside.

Art.

9007 per lavatoio 60 cm para lavadero 60  
for wash-tub 60 cm pour bac à laver 60

9008 per lavatoio 75 cm para lavadero 75  
for wash-tub 75 cm pour bac à laver 75

**Asse in legno per lavatoio Iside.**

Wooden board for Iside wash-tub.  
Tabla de madera para lavadero Iside.  
Plate-forme en bois bac à laver Iside.

Art.

9009 per lavatoio 60 cm para lavadero 60  
for wash-tub 60 cm pour bac à laver 60

9049 per lavatoio 75 cm para lavadero 75  
for wash-tub 75 cm pour bac à laver 75

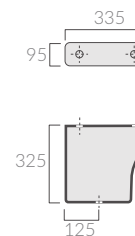


**Coppia muriccioli in ceramica per Isiede.**

Ceramic supports for Iside wash-tub.  
Pareja de soportes cerámicos para lavadero Iside.  
Paire de murs pour Iside.

Art.

2004



**Sifone 1 via con piletta ø60**

Siphon with 1 draining outlet ø60.  
Sifón sencillo ø60.  
Siphon 1 entrée et bonde ø60.

Art.

9014



Galassia Spa persegue la filosofia di migliorare i prodotti aggiungendo nuovi materiali, innovazioni progettuali e tecnologie produttive. E' quindi possibile che i prodotti presentino colori, caratteristiche e dimensioni diverse, migliorative rispetto a quelle illustrate in questo listino. Tali variazioni possono avvenire senza alcun preavviso.

Galassia spa is constantly improving its products by adding new materials, new projects and modern production technologies. For this reason it is possible that, in the future, without notice, the colours, the dimensions or the features of the products might be subject to change and improvement respect to those shown in this list.

Galassia Spa persigue con empeño una intensa actividad de perfeccionamiento de sus productos que se concreta con la introducción de materiales, proyectos innovativos y tecnologías productivas. Por tanto es posible que los productos presenten colores, características técnicas y estéticas diferentes respecto a las ilustradas en este liste. Galassia podra realizar las modificaciones que estime oportuno para mejorar los productos sin aviso previo.

Galassia spa poursuite la philosophie d'amélioration des produits ajoutant des nouveaux matériaux, innovations dans la conception et technologie productive. C'est ainsi possible les produits présentes des caractéristiques et dimensions différentes, amélioration par rapport à ceux présentés dans ce tarif. De tels variations peuvent etre faites sans préavis.

Stampa Telligraf Edizione n.1/Agosto 2017